

2nd ORDINARY COUNCIL MEETING

NOTICE OF MEETING

TUESDAY, 17 SEPTEMBER 2019

The Ordinary Meeting of the City of Palmerston will be held in the Council Chambers, Civic Plaza, 1 Chung Wah Terrace, Palmerston commencing at 5.30pm.

LUCCIO CERCARELLI
CHIEF EXECUTIVE OFFICER

TABLE OF CONTENT

1	ACKNOWLEDGEMENT OF COUNTRY	Page 1
2	OPENING OF MEETING	Page 1
3	APOLOGIES AND LEAVE OF ABSENCE	Page 1
4	REQUEST FOR TELECONFERENCE	Page 1
5	DECLARATION OF INTEREST	Page 1
6	CONFIRMATION OF MINUTES	Page 1
7	MAYORAL REPORT	Page 1
8	DEPUTATIONS AND PRESENTATIONS	Page 1
9	PUBLIC QUESTION TIME (WRITTEN SUBMISSIONS)	Page 1
10	CONFIDENTIAL ITEMS	Page 1
11	PETITIONS	Page 2
12	NOTICES OF MOTION	Page 2
13	OFFICER REPORTS	
13.1	Receive and Note Reports	
13.1.1	Community Benefit Scheme September 2019 Update	Page 3
13.1.2	Financial Report for the Month of August 2019	Page 10
13.1.3	Palmerston Animal Management Advisory Committee Meeting – August 2019	Page 35
13.2	Action Reports	
13.2.1	2019 Community Satisfaction Survey Outcomes	Page 43
13.2.2	Community Benefit Scheme Sponsorship Applications	Page 77
13.2.3	Trial of Laneway Treatments – Update September 2019	Page 97
13.2.4	INPEX – operated Ichthys LNG Sponsorship Program – 2019 Halloween at Goyder	Page 137
13.2.5	Marlow Lagoon Dog Park Improvements	Page 143
13.2.6	Capital Rollovers and Unexpended Grant Allocations 2018/2019	Page 148
14	INFORMATION AND CORRESPONDENCE	Page 152
15	REPORT OF DELEGATES	Page 152
16	QUESTIONS BY MEMBERS	Page 152
17	GENERAL BUSINESS	Page 152
18	NEXT ORDINARY COUNCIL MEETING	Page 152
19	CLOSURE OF MEETING TO PUBLIC	Page 152
20	ADJOURNMENT OF MEETING AND MEDIA LIAISON	Page 152

2nd Ordinary Council Meeting

1 ACKNOWLEDGEMENT OF COUNTRY

2 OPENING OF MEETING

3 APOLOGIES AND LEAVE OF ABSENCE

- 3.1 Apologies
- 3.2 Leave of Absence Previously Granted
- 3.3 Leave of Absence Request

4 REQUEST FOR TELECONFERENCE

5 DECLARATION OF INTEREST

- 5.1 Elected Members
- 5.2 Staff

6 CONFIRMATION OF MINUTES

6.1 Confirmation of Minutes

THAT the Minutes of its Council Meeting held on 3 September 2019 pages 9874 to 9885 be confirmed.

6.2 Business Arising from Previous Meeting

7 MAYORAL REPORT

8 DEPUTATIONS AND PRESENTATIONS

9 PUBLIC QUESTION TIME (WRITTEN SUBMISSIONS)

10 CONFIDENTIAL ITEMS

10.1 Moving Confidential Items into Open

10.2 Moving Open Items into Confidential

10.3 Confidential Items

THAT pursuant to *Section 65(2) of the Local Government Act* and *Regulation 8 of the Local Government (Administration) Regulations* the meeting be closed to the public to consider the following confidential items.

ITEM	REGULATION	REASON
25.2.1	8(c)(iv)	This item is considered 'Confidential' pursuant to <i>Section 65(2)</i> of the <i>Local Government Act</i> and 8(c)(iv) of the <i>Local Government (Administration) Regulations</i> , which states municipal council may close to the public only so much of its meeting as comprises the receipt or discussion of, or a motion or both relating to, information that would, if publicly disclosed, be likely to prejudice the interests of the council or some other person is discussed.

11 PETITIONS

12 NOTICES OF MOTION

13 OFFICER REPORTS

13.1 Receive and Note Reports

13.1.1	Community Benefit Scheme September 2019 Update	9/0305
13.1.2	Financial Report for the Month of August 2019	9/0310
13.1.3	Palmerston Animal Management Advisory Committee Meeting – August 2019	9/0309

AGENDA ITEM:	13.1.1
REPORT TITLE:	Community Benefit Scheme September 2019 Update
REPORT NUMBER:	9/0305
MEETING DATE:	17/09/2019
AUTHOR:	Executive Assistant to Director Lifestyle and Community, Tree Malyan
APPROVER:	Acting Director Lifestyle and Community, Amelia Vellar

COMMUNITY PLAN

Family and Community: Palmerston is a safe and family friendly community where everyone belongs.

PURPOSE

This report provides Council with a summary of the Community Benefit Scheme 2019/2020 Financial Year applications processed to date.

KEY MESSAGES

- Council has provided to date, a total of \$59,190 in grants, scholarships, sponsorship and donations including representation support from the 2019/2020 fund.
- A balance of \$70,810 remains in the Community Benefit Scheme 2019/2020 budget.
- In the first two (2) months of the financial year, over half of the CBS budget has been allocated.

RECOMMENDATION

THAT Report Number 9/0305 entitled Community Benefit Scheme September 2019 Update be received and noted.

BACKGROUND

City of Palmerston provides funding to eligible community groups that offer activities, projects and services that assist Council to deliver on Palmerston's vision of 'A Place for People'.

In the 2019/2020 budget \$130,000 was allocated to the CBS fund for grants, donations, sponsorships and scholarships.

Applications are accepted year-round and the scheme is promoted at every opportunity. Successful applicants agree to acknowledge Council's support and provide images that may be used to promote the funding scheme. Images have been used in Facebook posts promoting CBS and in previous Council reports

DISCUSSION

To date, Council has awarded \$59,190 of funding. In August Council processed 14 applications; ten (10) for representation support and five (5) for sponsorships and grants.

The following 10 (ten) individual and one (1) team representational support requests have been awarded in August:

- Two (2) Under13 Girls Hockey Championships: Hobart: October 2019
- One (1) Under 17 Girls Basketball Championships: Cairns: September 2019
- One (1) Combined Cross Country Championships: Wollongong: August 2019
- One (1) Under 12 Boys Basketball Championships: Cairns: September 2019
- Two (2) Under 18 NT Touch Football Championships: Kawana Waters: September 2019
- One (1) Australian Junior Athletics National Championships: Darwin: September 2019
- One (1) Under 14 Girls Basketball Championships: Ballarat: September 2019
- One (1) Gymnastics Australia National Clubs Carnival: Gold Coast: September 2019
- Team Gymnastics Australia National Clubs Carnival: Gold Coast: September 2019

3 (three) Sponsorships and Grants requests were successful:

- Wildcare Incorporated, to provide Veterinary Assistance to rescued native wildlife in the care of community volunteers.



Mayor Athina Pasco-Bell and Deputy Mayor Ben Giesecke presenting Mignon McHendrie with a cheque for \$2,000 sponsorship on behalf of Wildcare Inc

- Sids and Kids NT, to support the 2019 Walk 2 Remember held at Sanctuary Lakes, to support community members affected by bereavement through unexpected baby/child death.
- NT Wheelchair Rugby League, to cover the cost of hiring wheelchairs for the NTRL Wheelchair Rugby Game and in-kind support to cover the cost of the Recreation Centre venue hire.
- Council has a three-year funding agreement in place with Palmerston and Litchfield Seniors Association (PLSA), to act as the Platinum sponsor of this organisation's fortnight of Seniors Activities. Funding of \$15,000 was committed for the 2019 Seniors Fortnight from 11 – 25 August 2019, with \$18,000 being committed in the 2019/2020, and \$20,000 in 2020/2021 budget. A report from LSA will be presented to Council with PLSA being invited to present it.

1 (one) Sponsorships and Grants application was unsuccessful:

- Top End Rehoming Group has been invited to submit an expression of interest to deliver Palmerston's De-sexing and Micro-chipping Scheme, as CBS funding will not be used to support this initiative.

The balance of the Community Benefit Scheme budget rests at \$70,810.

A table listing all funding applications processed to end of August for 2019/2020 is provided as **Attachment A**.

CONSULTATION PROCESS

Council will continue to promote this program to the community via various methods including advertising on CoP Website, Facebook and presentations at various CoP Advisory Committee Meetings. Successful applicants will be posted to our website and where appropriate, media releases will be circulated.

POLICY IMPLICATIONS

Council Policy *FIN18 Grants, Donations, Sponsorships and Scholarships*

BUDGET AND RESOURCE IMPLICATIONS

The Community Benefit Scheme budget for the 2019/2020 Financial Year is \$130,000. At the time of writing this report Council has awarded \$59,190 and \$70,810 remains unexpended.

RISK, LEGAL AND LEGISLATIVE IMPLICATIONS

There is no risk, legal and legislative implications relating to this report.

ENVIRONMENT SUSTAINABILITY IMPLICATIONS

There are no environment sustainability implications for this report.

COUNCIL OFFICER CONFLICT OF INTEREST DECLARATION

We the author and approving officer declare that we do not have a conflict of interest in relation to this matter.

ATTACHMENTS

Attachment A: City of Palmerston Approved Community Benefit Scheme Applications – August 2019

City of Palmerston Approved Community Benefit Scheme Application - September 2019

Representation Support

Date	Activity	Applicant	Amount Requested	Amount Approved
01.07.2019	Individual	Resident: Under 13 Girls NT Hockey Championships: 2-8 October 2019: Hobart	\$250	\$250
01.07.2019	Individual	Resident: Under 12 Rugby Union Queensland State Championships: 5-7 July 2019: Toowoomba	\$250	\$250
01.07.2019	Individual	Resident: Under 16 Rugby Union Queensland State Championships: 5 - 7 July 2019: Toowoomba	\$250	\$250
01.07.2019	Individual	Resident: Under 12 NT Touch Football Championships: 26 October – 1 November 2019: Canberra	\$250	\$250
10.07.2019	Individual	Resident: Golf - 2019 Jack Newton International Sub-Junior Classic: 30 September - 4 October 2019: Hunter Valley NSW	\$250	\$250
10.07.2019	Individual	Resident: Basketball - Australian Junior Club Championships: 30 September - 5 October 2019: Ballarat Victoria	\$250	\$250
15.07.2019	Individual	Resident: Under 12 School Sports NT Netball Championship: 14 - 20 September 2019: Canberra	\$250	\$250
18.07.2019	Individual	Resident: Under 12 NT Touch Football Championships: 26 October – 1 November 2019: Canberra	\$250	\$250
18.07.2019	Individual	Resident: Under 12 Rugby Union Queensland State Championships: 5 - 7 July 2019: Toowoomba	\$250	\$250
23.07.2019	Individual	Resident: Basketball - Australian Junior Club Championships: 30 September- 5 October 2019: Ballarat Victoria	\$250	\$250
23.07.2019	Individual	Resident: Under 12 Girls Basketball Championships: 10-16 August 2019: Bendigo Vic	\$250	\$250
23.07.2019	Individual	Resident: Under 12 School Sports NT Tennis Championships: 12-19 October 2019: Perth WA	\$250	\$250
23.07.2019	Individual	Resident: Under 12 School Sports NT Tennis Championships: 12-19 October 2019: Perth WA	\$250	\$250

23.07.2019	Individual	Resident: Police International Rugby Union Championships: 17-28 September 2019: Hong Kong	\$250	\$250
23.07.2019	Individual	Resident: Combined Cross Country: 3-26 August 2019: Wollongong NSW	\$250	\$250
24.07.2019	Individual	Resident: Combined Cross Country: 3-26 August 2019: Wollongong NSW	\$250	\$250
24.07.2019	Individual	Resident: Under 12 NT Touch Football Championships: 26th October - 1st November 2019: Canberra	\$250	\$250
24.07.2019	Individual	Resident: Under 12 NT Touch Football Championships: 26 October -1 November 2019: Canberra	\$250	\$250
29.07.2019	Individual	Resident: Ironman World Championships: 12 October 2019: Hawaii (Kona)	\$250	\$250
30.07.2019	Individual	Resident: Under 12 NT Touch Football Championships: 26 October -1 November 2019: Canberra	\$250	\$250
30.07.2019	Individual	Resident: Under 12 NT Touch Football Championships: 26 October -1 November 2019: Canberra	\$250	\$250
01.08.2019	Individual	Resident: Under 13 Girls NT Hockey Championships: 2-8 October 2019: Hobart	\$250	\$250
07.08.2019	Individual	Resident: Under 18 NT Touch Football Championships: 18-21 September 2019: Kawana Waters, QLD	\$250	\$250
07.08.2019	Individual	Resident: Under 12 NT Touch Football Championships: 26 October - 1 November 2019: Canberra	\$250	\$250
11.08.2019	Individual	Resident: Under 13 Girls NT Hockey Championships: 2-8 October 2019: Hobart	\$250	\$250
23.08.2019	Individual	Resident: Under 17 Girls Basketball Championships: 15-20 September 2019: Cairns QLD	\$250	\$250
26.08.2019	Individual	Resident: Combined Cross Country: 23-26 August 2019: Wollongong NSW	\$250	\$250
26.08.2019	Individual	Resident: Under 12 Boys Basketball Championships: 15-20 September 2019: Cairns QLD	\$250	\$250
26.08.2019	Team	Team: Gymnastics Australia National Clubs Carnival WAG Level 5: 26-27 September 2019: Gold Coast QLD	\$750	\$750
27.08.2019	Individual	Resident: Under 18 NT Touch Football Championships: 14-21 September 2019: Kawana Waters, QLD	\$250	\$250
27.08.2019		Resident: Under 18 NT Touch Football	\$250	\$250

	Individual	Championships: 14-21 September 2019: Kawana Waters, QLD		
28.08.2019	Individual	Resident: Australian Junior Athletics National Championships: 18-23 September 2019: Darwin NT	\$250	\$250
28.08.2019	Individual	Resident: Under 14 Girls Basketball Championships: 30 September - 5 October 2019: Ballarat, Victoria	\$250	\$250
29.08.2019	Individual	Resident: Gymnastics Australia National Clubs Carnival WAG Level 6: 26-27 September 2019: Gold Coast QLD	\$250	\$250
29.08.2019	Individual	Resident: Under 13 Girls NT Hockey Championships: 2-8 October 2019: Hobart	\$250	\$250
Representation Individual Support			\$9,250	\$8,750

Sponsorships and Grants

Date Received	Activity	Applicant	Amount Requested	Amount Received
3 year Sponsorship	PGA Golf Championships	Cazalys Palmerston (agreement concludes 2020/2021)	\$30,000	\$30,000
3 year Sponsorship	Palmerston & Rural Seniors Fortnight	Palmerston & Litchfield Seniors Committee (agreement concludes 2020/2021)	\$15,000	\$15,000
05.07.2019	Special Children's Christmas Party	AM Media (Special Children's Christmas Party): 14 December 2019: Darwin Convention Centre	\$1,100	\$1,100
29.07.2019	AIAM 2019 National Workshop	Australian Institute of Animal Management	\$3,000	Not Recommended
30.07.2019	Veterinary Assistance	Wildcare Incorporated	\$2,000	\$2,000
01.08.2019	Palmerston De-sexing Program	Top End Rehoming Group	\$10,000	Unsuccessful
02.08.2019	Little People Big Dreams	Child Australia	\$2,500	Not Recommended
06.08.2018	Walk 2 Remember	Sids and Kids NT	\$2,000	\$2,000
19.08.2019	Wheelchair Rugby League	NT Wheelchair Rugby League	\$340	\$340
Sponsorships and Grants			\$66,940	\$50,440

In-Kind Support

Date Received	Activity	Applicant	Amount Requested	Amount Received
01.07.2019	Recreation Venue Hire	Senior Indoor Croquet Club	\$500	\$500
19.08.2019	Recreation Centre Venue Hire	NT Wheelchair Rugby League	\$160	\$160
In-Kind Support			\$660	\$660

Community Benefit Scheme 2019/2020**YTD****Balance**

Grants/Donations/Sponsorships/ Scholarships Paid	\$130,000	\$59,190	\$70,810
--	-----------	----------	----------

AGENDA ITEM:	13.1.2
REPORT TITLE:	Financial Report for the Month of August 2019
REPORT NUMBER:	9/0310
MEETING DATE:	17/09/2019
AUTHOR:	Executive Manager Finance, Shane Nankivell
APPROVER:	Chief Executive Officer, Luccio Cercarelli

COMMUNITY PLAN

Governance: Council is trusted by the community and invests in things that the public value.

PURPOSE

The purpose of this report is to present to Council the Financial Report for the Month of August 2019.

KEY MESSAGES

- Overall, Operating Income and Expenditure are generally in-line with budget expectations and cashflows.
- The internal loan for *Making the Switch* has been drawn down on, with the project generally tracking as expected.
- Council drew down on the external loan funding in June for the final stage of the Archer Rehabilitation works.
- Opening reserve balances are unconfirmed pending the completion of the Annual Financial Statements and associated audit.

RECOMMENDATION

THAT Report Number 9/0310 entitled Financial Report for the Month of August 2019 be received and noted.

BACKGROUND

In accordance with Section 18 of the *Local Government (Accounting) Regulations* the proceeding months financial report must be presented to Council. The commentary below and the attachment present the financial position of Council at the end of August 2019.

DISCUSSION

Monthly cashflows for income and expenses have been updated and are recorded in the report. This information details when income or expenses are expected to happen throughout the year with consideration of seasonality and appropriate timing of works. This allows for improved reporting for Elected Members and budget management for Council Officers.

Operating Income

- Total Operating Income is at 85% of the current budget.
- Rates Income is currently 98% due to the total amount of rates for 2019/2020 being levied in August 2019.
- Council received a part prepayment of the 2019/2020 Financial Assistance Grant in June 2019. An adjusting entry will be made at the 1st Quarterly Budget Review to reflect the prepayment.
- Other Income is currently showing as 2327% of budget, this will be corrected at the 1st Budget Review 2020 with a reclassification of budget from Statutory Charges to Other Income.
- All other Operating Income items are generally tracking as expected in the second month of the financial year.

Operating Expenditure

- Total Operating Expenditure is at 27% of the budget inclusive of commitments.
- Operating Expenditure is in-line with budget expectations.

Capital Income

- Capital Income is currently 16%.
- Additional funds of \$81,887 were received for the Roads to Recovery Grant under Roads & Transport, the budget will be adjusted upwards at the 1st Budget Review.
- Council is expecting to receive \$2,080,000 in capital grants over the duration of the financial year, in addition to developer contributions of \$500,000.

Capital Expenditure

- Capital Expenditure is showing at 32% for the year including commitments raised.
- Waste Management is currently showing as 285% of budget. This is due to an ongoing project from 2018/2019 with capital rollovers to be brought forward in a future report to Council.
- This includes commitments of approximately \$2,000,000 for *Making the Switch*.

Loans

Council approved an internal loan for \$3.675 million to fund *Making the Switch* and an external loan for \$1.96 million to fund the final stage of remediation works at the previous Archer Landfill site.

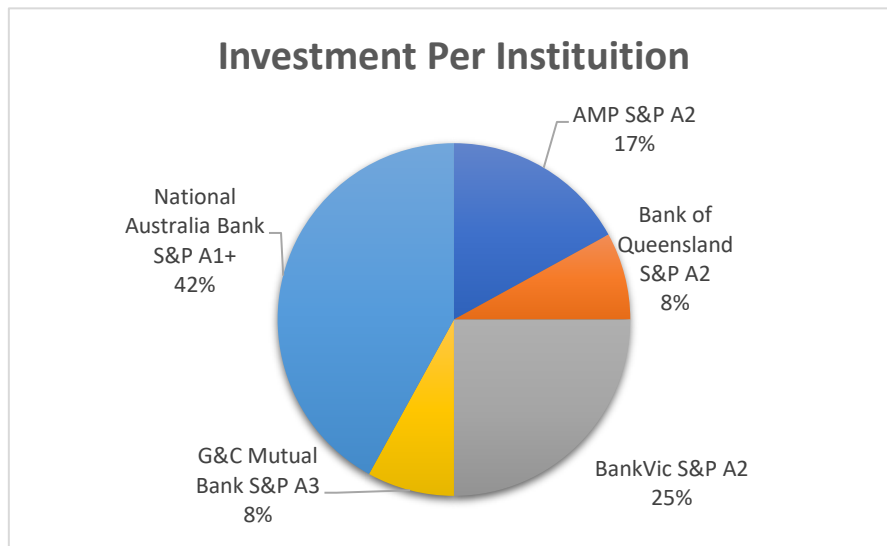
The internal loan for *Making the Switch* has been drawn upon, with the corresponding figures shown in **Attachment A**, section 2.10 Council Loans. As at the end of August, \$508,699 of the loan has been drawn down, with \$4,194 of internal interest accrued. As energy savings from the project are realised, a portion will be allocated to the repayment of the loan, with the remainder allocated to improving the public lighting network as previously approved.

The loan for Archer Landfill Rehabilitation of \$1.96 million was drawn upon on 28 June 2019. The principal repayments for this loan have not yet commenced, only a small portion of interest has been paid out. Details of the loan are provided in **Attachment A**, section 2.10 Council Loans.

Investments

As at 31 August 2019, Council held a total of \$18,163,839.57 in term deposits in five separate financial institutions.

The breakup between the institutions is:



Outstanding Rates

Council's overdue rates are currently worth \$889,762, or 3.11% of total rates levied for the 2019/2020 financial year. This is within the key performance measure of <5%.

CONSULTATION PROCESS

There was no consultation required during the preparation of this report.

POLICY IMPLICATIONS

Council Policy *FIN06 - Investments*. Investments are compliant with policy.

BUDGET AND RESOURCE IMPLICATIONS

Budget and resource implications are outlined in the body of the report and attachment.

RISK, LEGAL AND LEGISLATIVE IMPLICATIONS

The *Local Government (Accounting) Regulations* prescribes that:

18 Financial Reports to Council

1. The CEO must, in each month, lay before a meeting of the Council a report, in a form approved by the Council. Setting out:
 - a. The actual income and expenditure of the Council for the period from the commencement of the financial year up to the end of the previous month;
 - b. The forecast income and expenditure for the whole of the financial year.
2. The report must include:
 - a. Details of all cash investments held by the Council (including any money held in trust);
 - b. A statement of the debts owed to the Council including aggregate amount owed under each category with a general indication of the age of the debts;
 - c. Other information required by the Council.

ENVIRONMENT SUSTAINABILITY IMPLICATIONS

There are no environment sustainability implications for this report.

COUNCIL OFFICER CONFLICT OF INTEREST DECLARATION

We the author and approving officer declare that we do not have a conflict of interest in relation to this matter.

ATTACHMENTS

Attachment A: Financial Management Report – August 2019

Financial Management Reports

August 2019

- ❖ 1. Executive Summary
- ❖ 2. Financial Results




TABLE OF CONTENTS

August 2019

SECTION 1 – EXECUTIVE SUMMARY

1.1 Executive Summary

SECTION 2 – FINANCIAL RESULTS

2.1 Budget Summary Report

2.2 Reserves Schedule

2.3 Investments Management Report

2.4 Debtor Control Accounts

2.5 Financial Indicators

2.6 Creditor Accounts Paid

2.7 Creditor Accounts Outstanding

2.8 Waste Charges

2.9 Commercial Leases

2.10 Council Loans

Section 2 Financial Results

1.1 - Executive Summary as at

% of year passed

31 August 2019

17%

	Revised Budget 2019 \$	YTD Actual \$	YTD Committed \$	Budget Forecast \$	% Utilised
Operating Income					
Rates & Annual Charges	28,204,805	27,563,366	0	28,204,805	98%
Statutory Charges	283,200	14,039	0	283,200	5%
User Charges & Fees	1,177,651	285,784	0	1,177,651	24%
Interest & Investment Revenue	983,160	212,827	0	983,160	22%
Reimbursements	0	1,614	0	0	0%
Other Income	1,000	23,273	0	1,000	2327%
Grants, Subsidies & Contributions	2,561,988	251,931	0	2,561,988	10%
Operating Income	33,211,804	28,352,835	0	33,211,804	85%
Operating Expenditure					
Employee Costs	-9,632,324	-1,394,561	-99,257	-9,632,324	16%
Professional Services	-1,418,200	-118,219	-462,151	-1,418,200	41%
Auditor's Remuneration	-35,000	18,274	0	-35,000	-52%
Operating Lease Rentals	-147,100	-20,630	-15,455	-147,100	25%
Energy	-1,217,057	-121,088	0	-1,217,057	10%
Materials & Contractors	-10,907,797	-367,170	-4,645,528	-10,937,797	46%
Depreciation, Amortisation & Impairment	-10,034,021	-1,672,336	0	-10,034,021	17%
Elected Members Expenses	-377,686	-28,618	-5,207	-377,686	9%
Legal Expenses	-323,600	-24,124	-31,400	-323,600	17%
Water Charges	-1,338,844	-4,663	0	-1,338,844	0%
Telephone & Other Communication Charges	-228,984	-40,137	-34,220	-228,984	32%
Community Grants	-130,000	-10,658	-48,000	-130,000	45%
Other Expenses	-3,348,974	-1,003,708	-504,270	-3,354,876	45%
Borrowing Costs	-92,200	-535	0	-92,200	1%
Operating Expenditure	-39,231,787	-4,788,174	-5,845,487	-39,267,689	27%
OPERATING SURPLUS/(DEFICIT)	-6,019,983	23,564,661	-5,845,487	-6,055,885	
Capital Income					
Net gain (loss) on disposal or revaluation of assets	0	2,737	0	0	0%
Developer Contributions	500,000	0	0	500,000	0%
Asset Income	0	0	0	0	0%
Grants received	2,080,000	411,887	0	2,080,000	20%
Capital Income	2,580,000	414,624	0	2,580,000	16%
Net SURPLUS / (DEFICIT) transferred to Equity Statement	-3,439,983	23,979,285	-5,845,487	-3,475,885	
Capital Expenditure					
Land Purchase	0	0	0	0	0%
Asset Purchase	-4,816,000	-223,240	-332,959	-4,816,000	12%
Asset Upgrade	-5,688,000	-622,397	-2,215,351	-5,626,098	50%
Capital Expenditure	-10,504,000	-845,637	-2,548,310	-10,442,098	32%
Less Non-Cash Expenditure	-10,034,021	-1,672,336	0	-10,034,021	17%
Plus Gifted Assets	0	0	0	0	0%
NET CAPITAL SURPLUS/(DEFICIT)	-3,909,962	24,805,984	-8,393,797	-3,883,962	
Borrowings	0	0	0	0	0%
Repayment of Borrowings	-209,000	0	0	-209,000	0%
Reserve Movement	4,118,962	0	0	4,092,962	0%
NET OPERATING SURPLUS/(DEFICIT)	0	24,805,984	-8,393,797	0	

Approved by: Executive Manager Finance

ATTACHMENT A
Section 2
Financial Results
31 August 2019

2.1 - Budget Summary Report as at

% of year passed
Cashflowed Estimate of Budget YTD

17%
87%

Operating Income

	Revised Budget \$	YTD Actuals \$	%
Governance			
Office of the CEO	747,293	101,094	13.53%
Governance	747,293	101,094	13.53%
Corporate Services			
Financial Services	450,000	97,036	21.56%
Director Governance & Regulatory Services	65,976	18,081	27.41%
Rates	21,947,925	20,768,709	94.63%
Corporate Services	22,463,901	20,883,826	92.97%
Community Services			
Arts & Culture	0	11,000	0.00%
Events Promotion	1,500	1,614	107.61%
Health and Wellbeing Services	0	1,500	0.00%
Library Services	848,600	40,779	4.81%
Youth Services	305,000	0	0.00%
Community Services	1,155,100	54,893	4.75%
Technical Services			
Animal Management	346,000	135,998	39.31%
Aquatic Centre	38,645	0	0.00%
Civic Centre	143,230	35,808	25.00%
Driver Resource Centre	17,000	3,568	20.99%
Gray Community Hall	17,000	1,504	8.85%
Parking & Other Ranger Services	126,200	10,126	8.02%
Private Works	103,000	14,640	14.21%
Recreation Centre	120,000	6,234	5.20%
Roads & Transport	898,995	136,837	15.22%
Subdivisional Works	100,000	0	0.00%
Waste Management	6,369,080	6,806,216	106.86%
Odegaard Drive Investment Property	446,160	108,160	24.24%
Durack Heights Community Centre	200	718	359.11%
CBD Car Parking	120,000	53,212	44.34%
Technical Services	8,845,510	7,313,022	82.67%
	33,211,804	28,352,835	85.37%

Financial Results

2.1 - Budget Summary Report as at

31 August 2019

% of year passed
Cashflowed Estimate of Budget YTD

17%
15%

Capital Income

	Revised Budget \$	YTD Actuals \$	%
Corporate Services			
Information Technology	1,500,000	0	0.00%
Director Governance & Regulatory Services	0	2,737	0.00%
Corporate Services	1,500,000	2,737	0.18%
Technical Services			
Open Space	250,000	0	0.00%
Roads & Transport	330,000	411,887	124.81%
Subdivisional Works	500,000	0	0.00%
Technical Services	1,080,000	411,887	38.14%
	2,580,000	414,624	16.07%

ATTACHMENT A
Section 2
Financial Results

2.1 - Budget Summary Report as at

31 August 2019

% of year passed 17%
Cashflowed Estimate of Budget YTD 12%
Actual % Expenditure YTD (not including commitments) 12%

Operating Expenditure

	Revised Budget \$	YTD Actuals \$	Commitment \$	Total YTD Actuals plus Commitments \$	%
Governance					
Elected Members	-415,195	-30,457	-55	-30,511	7.35%
Office of the CEO	-882,094	-114,762	-31,400	-146,162	16.57%
Governance	-1,297,289	-145,219	-31,455	-176,673	13.62%
Corporate Services					
Customer Services	-238,637	-44,684	0	-44,684	18.72%
Financial Services	-1,791,285	-372,697	-285,463	-658,160	36.74%
Human Resources	-753,835	-85,835	-8,478	-94,314	12.51%
Information Technology	-1,226,077	-245,952	-82,978	-328,930	26.83%
Director Governance & Regulatory Services	-10,649,181	-1,735,713	-15,896	-1,751,608	16.45%
Public Relations and Communications	-437,369	-73,149	-37,385	-110,534	25.27%
Rates	-396,100	-174,824	-2,971	-177,795	44.89%
Records Management	-264,501	-37,738	-74,199	-111,936	42.32%
Corporate Services	-15,756,986	-2,770,591	-507,370	-3,277,961	20.80%
Community Services					
Arts & Culture	-139,000	-2,850	-930	-3,780	2.72%
Community Development	-827,111	-134,033	-53,946	-187,978	22.73%
Disabled Services	-3,000	0	0	0	0.00%
Events Promotion	-245,000	-64,925	-46,548	-111,473	45.50%
Families & Children	-26,100	-3,535	0	-3,535	13.54%
Health and Wellbeing Services	-55,000	-3,851	-15,230	-19,081	34.69%
Library Services	-1,767,377	-210,427	-96,051	-306,478	17.34%
Senior Citizens	-6,500	-4,401	0	-4,401	67.71%
Youth Services	-581,500	-321,753	-14,006	-335,759	57.74%
Director Lifestyle & Community	-530,024	-37,780	0	-37,780	7.13%
Community Services	-4,180,613	-783,556	-226,710	-1,010,267	24.17%
Technical Services					
Animal Management	-133,000	-23,567	-5,797	-29,364	22.08%
Aquatic Centre	-630,134	-48,968	-345,051	-394,018	62.53%
Archer Sports Club	-2,256	0	0	0	0.00%
Civic Centre	-376,243	-41,056	-41,259	-82,315	21.88%
Depot	-70,773	-3,403	-5,816	-9,219	13.03%
Driver Resource Centre	-25,500	-2,760	-2,480	-5,240	20.55%
Gray Community Hall	-53,067	-2,354	-5,660	-8,014	15.10%
Director City Growth & Operations	-668,901	-205,520	-77,995	-283,515	42.39%
Open Space	-4,662,106	-266,363	-172,493	-438,856	9.41%
Parking & Other Ranger Services	-848,477	-112,300	-929	-113,229	13.34%
Plant & Equipment	-31,619	-810	0	-810	2.56%
Private Works	-91,816	-11,863	0	-11,863	12.92%
Recreation Centre	-252,623	-12,231	-32,628	-44,859	17.76%
Roads & Transport	-2,363,478	-145,775	-98,137	-243,912	10.32%
Stormwater Infrastructure	-295,000	0	-25,750	-25,750	8.73%
Street Lighting	-1,220,000	-130,233	-100,883	-231,116	18.94%
Waste Management	-5,924,383	-35,790	-4,057,069	-4,092,859	69.08%
Odegaard Drive Investment Property	-140,206	-17,879	-5,020	-22,899	16.33%
Durack Heights Community Centre	-22,220	-496	-3,582	-4,078	18.35%
CBD Car Parking	-123,097	-10,689	-89,455	-100,143	81.35%
Goyder Square	-62,000	-4,517	-809	-5,326	8.59%
Technical Services	-17,996,899	-1,076,572	-5,070,814	-6,147,386	34.16%
	-39,231,787	-4,775,937	-5,836,349	-10,612,286	27.05%

31 August 2019

2.1 - Budget Summary Report as at

% of year passed
Cashflowed Estimate of Budget YTD
Actual % Expenditure YTD (not including commitments)

17%
8%
8%

Capital Expenditure

	Revised Budget \$	YTD Actuals \$	Commitment \$	Total YTD Actuals plus Commitments \$	%
Corporate Services					
Information Technology	-2,170,000	-33,414	-412,588	-446,002	20.55%
Director Governance & Regulatory Services	-300,000	0	0	0	0.00%
Corporate Services	-2,470,000	-33,414	-412,588	-446,002	18.06%
Community Services					
Health and Wellbeing Services	0	-2,500	0	-2,500	0.00%
Library Services	-25,000	0	0	0	0.00%
Director Lifestyle & Community	-80,000	0	0	0	0.00%
Community Services	-105,000	-2,500	0	-2,500	2.38%
Technical Services					
Aquatic Centre	-100,000	-31,290	0	-31,290	31.29%
Civic Centre	-245,000	-1,152	-4,184	-5,336	2.18%
Depot	-143,000	-2,820	0	-2,820	1.97%
Driver Resource Centre	-22,000	0	0	0	0.00%
Gray Community Hall	-26,000	0	0	0	0.00%
Director City Growth & Operations	-345,000	-58,286	-14,321	-72,607	21.05%
Open Space	-1,998,000	-261,819	-86,212	-348,031	17.42%
Recreation Centre	-175,000	-2,529	0	-2,529	1.45%
Roads & Transport	-2,025,000	-13,965	-70,304	-84,269	4.16%
Stormwater Infrastructure	-200,000	0	0	0	0.00%
Street Lighting	-2,300,000	-40,449	-1,940,676	-1,981,125	86.14%
Subdivisional Works	-250,000	-120,056	-15,057	-135,113	54.05%
Waste Management	-100,000	-285,578	-100	-285,678	285.68%
Technical Services	-7,929,000	-817,945	-2,130,853	-2,948,798	37.19%
	-10,504,000	-853,859	-2,543,441	-3,397,300	32.34%

Section 2

Financial Results

2.2 Reserves Schedule

	Balance as at 1/07/2019	Original Budget \$	TO RESERVES Carry Forwards \$	Adopted Budget \$	Original Budget \$	FROM RESERVES Carry Forwards \$	Adopted Budget \$	Balance as at 30/06/2020
Externally Restricted Reserves								
Unexpended Grants Reserve	1,114,000	0	0	0	350,000	614,000	964,000	150,000
	1,114,000	0	0	0	350,000	614,000	964,000	150,000
Internally Restricted Reserves								
Election Expenses Reserve	150,000	0	0	0	0	0	0	150,000
Disaster Recovery Reserve	500,000	0	0	0	0	0	0	500,000
Unexpended Capital Works Reserve	0	0	0	0	0	0	0	0
Developer Funds In Lieu Of Construction	5,040,377	500,000	0	500,000	2,439,000	0	2,439,000	3,101,377
Waste Management Reserve	522,180	135,000	0	135,000	0	0	0	657,180
Asset Renewal Reserve	0	0	0	0	0	0	0	0
Major Initiatives Reserve	865,949	0	0	0	0	0	0	865,949
	7,078,506	635,000	0	635,000	2,439,000	0	2,439,000	5,274,506
Unrestricted Reserves								
Working Capital Reserve	6,808,960	219,038	0	219,038	1,270,000	300,000	1,570,000	5,457,998
	6,808,960	219,038	0	219,038	1,270,000	300,000	1,570,000	5,457,998
Total Reserve Funds*	15,001,466	854,038	0	854,038	4,059,000	914,000	4,973,000	10,882,504

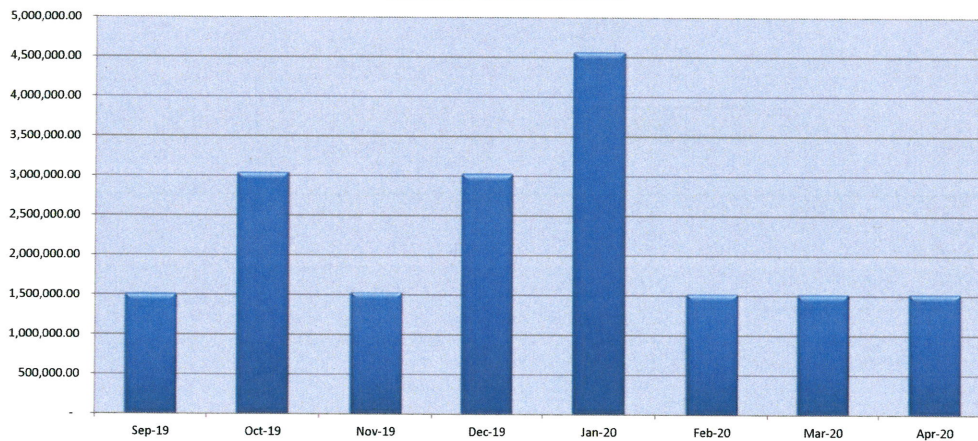
*Reserve balances dated at 01/07/2019 are listed with values as per the closing balances from the Third Budget Review 2018/19, with the inclusion of the \$865,949 from the National Disaster Relief and Recovery Arrangements (per Report 9/0269). These opening balances will change once the annual financial statements have been finalised


Approved by: Executive Manager Finance

INVESTMENTS REPORT TO COUNCIL AS AT 31/08/2019

COUNTERPARTY	RATING	AMOUNT	INTEREST RATE	MATURITY DATE	DAYS TO MATURITY	INSTITUTION TOTALS	%COUNTER PARTY
People's Choice Credit Union	S&P A2	\$ 6.79	0.00%			\$ 6.79	0.00%
AMP	S&P A2	\$ 1,500,000.00	2.80%	November 6, 2019	67		
AMP	S&P A2	\$ 1,500,000.00	2.20%	April 22, 2020	235	\$ 3,000,000.00	16.52%
Bank of Queensland	S&P A2	\$ 1,500,000.00	2.73%	October 9, 2019	39	\$ 1,500,000.00	8.26%
BankVic	S&P A2	\$ 1,500,000.00	2.05%	January 29, 2020	151		
BankVic	S&P A2	\$ 1,500,000.00	2.05%	February 26, 2020	179		
BankVic	S&P A2	\$ 1,500,000.00	2.05%	March 25, 2020	207	\$ 4,500,000.00	24.77%
G&C Mutual Bank	S&P A3	\$ 1,500,000.00	2.55%	January 15, 2020	137	\$ 1,500,000.00	8.26%
National Australia Bank	S&P A1+	\$ 7,606.77	1.16%				
National Australia Bank	S&P A1+	\$ 156,226.01	1.16%				
National Australia Bank	S&P A1+	\$ 1,500,000.00	2.46%	September 11, 2019	11		
National Australia Bank	S&P A1+	\$ 1,500,000.00	1.99%	October 23, 2019	53		
National Australia Bank	S&P A1+	\$ 1,500,000.00	1.95%	December 4, 2019	95		
National Australia Bank	S&P A1+	\$ 1,500,000.00	2.05%	December 18, 2019	109		
National Australia Bank	S&P A1+	\$ 1,500,000.00	1.96%	January 2, 2020	124	\$ 7,663,832.78	42.19%
TOTAL SHORT TERM INVESTMENT		\$ 18,163,839.57		Average Days to Maturity	117.00		
% OF TOTAL INVESTMENT PORTFOLIO	A1 (max 100%) 42%		A2/P2 (max 60%) 50%		A3 (max 40%) 8%	100%	
Weighted Average Rate	2.23%		BBSW 90 Day Rate Benchmark		0.97%		
GENERAL BANK FUNDS		\$ 13,715,382.22		Total Budget	-\$ 400,000.00		
				Investment Earnings			
TOTAL ALL FUNDS		\$ 31,879,221.79		Year to Date Investment	-\$ 84,794.42		
				Earnings			

Cashflow of Investments



PROPERTY INVESTMENT

PROPERTY ADDRESS	VALUATION BASIS	VALUE	INCOME YTD	EXPENSE YTD	NET PROFIT YTD	COMPARATIVE YTD YIELD AT CASH RATE OF 3%
48 Odegaard Drive, Rosebery	Fair Value	\$ 6,773,335	\$ 108,160	\$ 17,879	\$ 90,281	34,516.17

Approved by:  Executive Manager Finance

Section 2 Financial Results 30 August 2019

2.4 Debtor Control Accounts

SUNDRY DEBTORS:						
	BALANCE	CURRENT	30 DAYS	60 DAYS	90 DAYS	OVER 90 DAYS
	32,211.05	30,061.88	2,031.86	468.00	-	(350.69)

RATES:						
REPORT MONTH	OVERDUE \$	Payments Received in Advance \$	OVERDUE % OF RATES INCOME			
Aug-19	\$889,762	\$166,052	3.11%			
Aug-18	\$704,918		2.53%			
TOTAL OVERDUE \$	Charged in 2019/2020	Charged in 2018/2019	Charged in 2017/2018	Charged in 2016/2017	Charged Prior to 2016/2017	
\$889,762	\$10,602	\$616,758	\$165,402	\$69,241	\$27,758	

INFRINGEMENTS:		\$
Animal Infringements		125,683.66
Public Places		10,033.00
Parking Infringements		161,100.50
Litter Infringements		875.00
Signs		0.00
Other Law and Order		0.00
Net Balance on Infringement Debts		<u>297,692.16</u>

Approved by: Executive Manager Finance

Section 2

Financial Results

2.5 - Financial Indicators

	Target	2020	2019	2018	2017	2016	2015
Operating Surplus Ratio							
Total Operating Surplus/Deficit	0.00%	-18.23%	-23.02%	-26.12%	-5.16%	-39.40%	-20.18%
Total Operating Income							
This indicator shows the extent to which operational expenses are covered by operational income, and if in surplus, how much is available to use for other purposes such as capital expenses. This has been calculated from the forecast budget.							
Debt Service Ratio (External Loans)							
Net Debt Service Cost	<5%	0:00%	0:00%	0:00%	0:00%	0:00%	0:00%
Operating Revenue							
A Council's debt service ratio shows Council's debts (principal + interest) in relation to Council's income. Palmerston currently has no loans payable, and therefore the debt ratio is 0:0							
Rate Coverage Percentage							
Rate Revenues	60%-75%	65.75%	63.87%	61.38%	59.25%	60.02%	61.53%
Total Revenues							
This indicator shows the percentage of total revenue raised through rates income.							
Rates & Annual Charges Outstanding Percentage							
Rates & Annual Charges Outstanding	<5%	3.19%	3.88%	3.47%	3.57%	3.16%	3.47%
Rates & Annual Charges Collectible							
This percentage shows Council's total rates outstanding against rates payable to Council in this financial year. The rate will decrease as instalment dates pass. Rates for the 2019/20 financial year will be levied in August 2019, and this percentage will re-align in next month's report.							

SECTION 2

Financial Results

2.6 - Creditor Accounts Paid August 2019

Creditor No.	Creditor Name	Amount \$
V00848	Aldebaran Contracting Pty Ltd	305,899.00
479	Jardine Lloyd Thompson Pty Ltd	231,221.14
3438	NT Shade & Canvas Pty Ltd	207,416.00
2	Australian Taxation Office - PAYG	186,083.00
5104	JLM Contracting Services Pty Ltd	155,941.57
V01904	Veolia Environmental Service (Australia) Pty Ltd	90,825.46
V00318	StatewideSuper Clearing House	78,594.91
V02094	Central Industries Pty Ltd	74,811.00
3787	Total Event Services T/A Top End Sounds P/L	72,696.80
712	Paradise Landscaping (NT) Pty Ltd	43,296.38
V01009	Australian Parking and Revenue Control Pty Limited	42,123.67
4963	Centratech Systems Pty Ltd	37,752.00
V01860	Hays Specialist Recruitment (Australia) Pty Ltd	34,519.19
V01755	Liquid Blu Pty Ltd	34,419.26
798	YMCA of the Northern Territory	34,266.80
87	Industrial Power Sweeping Services Pty	29,244.30
4190	National Australia Bank	28,574.67
V00476	Water Dynamics (NT) Pty Limited	26,958.14
5651	Minter Ellison Lawyers	26,338.88
V00228	Outback Tree Service	21,906.50
V01629	Smarter Technology Solutions	21,591.66
V01913	OrangeTek	21,417.00
3683	Area9 IT Solutions	20,631.82
V00592	Dreamedia	19,246.26
V01902	Bellamack Pty Ltd - WA	18,979.95
4660	Assetic Australia Pty Ltd	17,887.10
V00773	Akron Group NT Pty Ltd	17,080.01
V00368	iWater NT	16,702.40
54	Powerwater	16,489.01
3880	PAWS Darwin Limited	15,716.66
938	Nightcliff Electrical	15,666.11
5508	Open Systems Technology Pty Ltd - CouncilFirst	15,503.28
5551	Active Tree Services Pty Ltd	12,513.60
V02162	RMI Security - Conigrave Pty Ltd	12,154.90
V00295	Jacana Energy	12,134.54
V01619	Merit Partners Pty Ltd	11,622.29
4561	Bendesigns	10,827.30
V00855	ESRI Australia	10,791.00
V02105	Fusion Joinery Pty Ltd	10,780.00
1469	RTM - Police, Fire and Emergency	10,221.20
V01971	Signify Pty Ltd	10,218.53
V02163	Corestaff NT Pty Ltd	10,015.18
1581	NT Broadcasters Pty Ltd	9,729.50
V00599	Athina Pascoe-Bell	9,179.24
5640	Think Water - Winnellie & Virginia	9,142.32
V01423	Fusion Exhibition & Hire Services	9,105.53
V01943	Hayden Quinn Pty Ltd	9,075.00
2161	GHD Pty Ltd	8,236.80
V01835	Deloitte Private Pty Ltd	8,236.46
47	Telstra Corporation Ltd	7,731.15
V01829	Master Blaster High Pressure Cleaning	7,700.00
V00193	Amcom Pty Ltd	7,619.47
V01170	Darwin Indonesian Women's Association	7,000.00
V00939	Defend Fire Services Pty Ltd	6,791.25
V01612	News Corp Australia	6,749.60
V01143	Channel Nine Darwin (Territory Television Pty Ltd)	6,600.00

ATTACHMENT A

Creditor No.	Creditor Name	Amount \$
48	Top End Line Markers Pty Ltd	6,279.90
5254	True North	6,163.78
4513	Southern Cross Austereo Pty Ltd	5,919.10
V02093	Light Source Solutions	5,867.62
V02143	Smart City Solutions Pty Ltd	5,610.00
26	Viva Energy Australia Ltd	5,533.47
V02119	Big Screen Advertising Pty Ltd	5,500.00
5131	Core Traffic Control Pty Ltd	5,102.90
274	CSG Business Solutions (NT) Pty Ltd	4,923.02
V01899	Framelock Structures Pty Ltd	4,752.00
V02277	Food'll Do Catering - Mowbray Investments Pty Ltd	4,632.00
5	Australia Post	4,587.12
V00271	Fuji Xerox Business Centre NT	4,519.95
V02260	Fenton Oldmeadow	4,000.00
V00839	Fantastic Furniture Pty Ltd	3,949.00
V01615	Autopia Management Pty Limited	3,729.12
V00474	Lane Print & Post	3,673.89
V01570	Sarah Louise Henderson	3,658.15
4336	Wavesound Pty Ltd	3,540.90
V00412	Arinex Pty Ltd	3,410.00
V01812	C R Campbell - Electrical and Data Contractors	3,355.00
V02173	Darwin Digital Television Pty Ltd T/as 10 Darwin	3,300.00
4065	Southern Cross Protection Pty Ltd	3,279.37
V00279	CAM Interiors	3,232.00
V01569	Benjamin Giesecke	3,203.72
350	IBM Global Financing Australia Limited	3,115.33
V02157	Firefly Lighting Pty Ltd	3,094.58
627	Darwin Community Arts Inc	3,080.00
V00388	Darwin Metal Industries	3,076.70
V00964	HD Enterprises Pty Ltd T/a HD Pumps	3,003.72
2199	SBA Office National	2,989.00
5011	A&J Communications	2,883.98
V01579	Damian Hale	2,835.18
V01765	Patrick Tshuma	2,830.00
V02136	The Harbour Agency	2,776.12
399	St John Ambulance (NT) Incorporated	2,762.50
V01584	Salary Packaging Australia	2,741.08
V00860	Costojic Pty Ltd	2,660.00
V02014	Campaign Edge Sprout Pty Ltd	2,640.00
V01106	Darwin Toilet Hire	2,618.00
V00200	Red Earth Automotive Pty Ltd	2,492.35
V00343	MAGIQ Software Ltd. T/A - NCS Chameleon Ltd	2,475.00
V01572	Lucy Morrison	2,422.65
2977	Security & Technology Services P/L	2,412.26
3313	Zip Print	2,409.00
V00315	HWL Ebsworth Lawyers	2,376.00
V01571	Michael Spick	2,235.18
V02226	Lock Joint Australia	2,225.30
1270	SIDS and Kids Northern Territory	2,210.00
V01638	Royal Agricultural Society of the NT Inc	2,193.40
V01573	Amber Garden	2,151.85
36	Darwin Lock & Key	2,128.81
289	Bolinda Publishing Pty Ltd	2,107.17
194	Jtagz Pty Ltd	2,082.30
566	Stickers & Stuff	2,052.00
V01609	NT Recycling Solutions Pty Ltd - (NTRS)	2,022.83
V01260	Wildcare Inc	2,000.00
V02280	Rachelle Salandanan	2,000.00
184	Clouston Associates	1,980.00
V01574	Dr Thomas A Lewis OAM	1,935.18
V00971	Go Transit Media Group Pty Limited	1,912.14

ATTACHMENT A

Creditor No.	Creditor Name	Amount \$
V01421	Shaun Lee	1,900.00
V02167	Sanity Music Stores Pty Ltd	1,882.26
V00787	Naomi Lacey	1,834.42
2915	Territory Uniforms	1,776.55
V01934	Powerpass - Bunnings Group Limited	1,703.53
V00813	Middys - Middendorp Electric Co Pty Ltd	1,662.94
3098	Roadshow Films Pty Ltd	1,650.00
2336	Flick Anticimex Pty Ltd	1,617.79
3647	Plastic Card Customization	1,591.11
35	WINC Australia Pty Limited	1,510.43
V00325	Site Skills Group Pty Ltd	1,500.00
V01610	Zone 3 Darwin	1,500.00
253	Territory FM 104.1 Darwin - CDU	1,441.00
V00073	Off the Leash	1,430.00
112	Beaurepaires	1,429.22
4825	OracleCMS	1,425.49
3189	Seek Limited	1,375.00
3879	Litchfield Council	1,373.55
V02296	Steven O'Shea & Olivia Northcott	1,260.00
V01025	Susan Whyte	1,200.00
30	Colemans Printing Pty Ltd	1,184.70
V01694	NT Advertising and Distribution	1,147.30
V01810	Jacana Energy - Payroll Deductions	1,120.00
V02244	Good Dog AAI	1,053.00
4871	Reface Industries	1,051.25
549	City of Darwin	1,037.85
V01324	Leighs Catering	1,035.20
V02194	ANL Container Hire & Sales Pty Ltd	1,025.20
V02237	Sharpe Safety Services	1,000.00
V01234	Mulga Security	999.90
V01785	M&S Mowing Plus	990.00
V02038	Michael Maher - S.L.M	981.75
4679	iSentia Pty Ltd	950.84
V01420	CENTRELINK (PAYROLL)	937.44
V02279	Barbara Cox	935.45
2587	Top End RACE	929.50
V02007	Leslie Gordon T/a Larrakia Cultural Activities	925.00
V01118	Wilson Security Pty Ltd	834.24
4221	Institute of Public Works Engineering - IPWEA	814.00
V01272	Storytime Pods Pty Ltd	806.08
2557	The Lifestyle Studio	800.00
V02197	Shooting Spree Photography	800.00
V02270	City of Parramatta Council	795.50
V02216	Joyce Mayne AV/IT Darwin	784.00
V00443	Top End Hydraulic Services P/L T/A Forecast Machin	771.28
V02026	Madman Entertainment Pty Ltd	770.00
V02232	Xavier Beaubois - Amazing Drumming Monkeys	770.00
V02075	FL Pools Pty Ltd T/a Fingleaf Pool Products	766.00
4644	Quest Palmerston	765.00
V01293	Margaret Byrne	758.02
4891	CH Pty Limited T/a Piperight Services	721.60
5757	Rutledge Engineering (Aust) Pty Ltd	698.50
V00327	Tammy's Fitness Training	665.00
272	City Wreckers	660.00
V01068	Everlasting Health	650.00
V02269	Shyam Vyas	650.00
V02079	Plumbing NT Pty Ltd	649.00
4528	Miranda's Armed Security Officers Pty	631.40
V01076	DJ's Peak Fitness	600.00
256	The Bookshop Darwin	556.91
5593	Elmfern Pty Ltd t/a Shuker Farm	550.00

ATTACHMENT A

Creditor No.	Creditor Name	Amount \$
V02238	Foodbank Northern Territory	550.00
V01691	Blackwoods	542.23
V01673	Groove Vitality (Kelly Hayes)	540.00
V00166	Diamond International Events T/A Trina's Catering	539.00
V00789	Green Plum Tai Chi	520.00
41	Harvey Distributors	517.18
V02240	Jayden Wrenn - (Renee-Jillian Powell)	500.00
V02253	Joondanna Investments Pty Ltd	500.00
V02275	James Mangohig	500.00
4398	Quality Indoor Plants Hire	489.39
V02073	Holistic Health Services NT	440.00
V00487	Flowers by Elise	430.00
V00246	Cohera-Tech Pty Ltd	410.00
4007	Ark Animal Hospital Pty Ltd	406.33
V02250	Chamber of Commerce Northern Territory	400.00
2505	Public Libraries Australia Ltd	395.00
4508	News 4 U	390.25
4482	Harvey Norman AV/IT Superstore Darwin	389.00
4029	Totally Workwear Palmerston	363.40
V00694	Subscribe-Software Pty Ltd	350.41
V00660	Richard Fejo	350.00
V00495	RTM - NT Concession and Recognition Scheme	342.50
65	Metro Mini Bus Pty Ltd	340.00
V02297	Wheelchair Rugby League Australia	340.00
V00284	Wheelers Books	337.15
215	Employee Assistance Services NT Inc (EASA)	310.00
V01243	African Cultural Experience - Mbakeh Darboe	300.00
V01729	Callan Power	300.00
V01734	Denique Stewart	300.00
V02076	Crossfit Territory Pty Ltd	300.00
V02236	J-MILLA - Jacob Nichaloff	300.00
V02294	Michelle Murray	300.00
V00902	Coles Motors	283.00
285	Australian Communications & Media	276.00
V01873	Ava Willoughby - (Aprile Willoughby)	250.00
V01909	Amber Sharp - (Fleur Sharp)	250.00
V02124	Lamontae Banderson (Parent: Chantelle McKenzie)	250.00
V02239	Jeffrey Wrenn - (Renee-Jillian Powell)	250.00
V02246	Bowen Kreymborg	250.00
V02249	Glen Ah Mat (Parent: Kate Munro)	250.00
V02251	Lily Hollister (Parent: Eryn Hollister)	250.00
V02252	Shakaila Gardiner-Dunn (Parent: Monica Gallacher)	250.00
V02255	Harry Priest (Parent: Anna Priest)	250.00
V02256	Keneesha Lee (Parent: Brendan Lee)	250.00
V02257	Tarquin Banderson (Parent: Chantelle McKenzie)	250.00
V02278	Charlee Phillips (Parent: Lynette Phillips)	250.00
V02282	Braeden Priore-Smith (Parent: Dallas Smith)	250.00
V02283	Jackie Crofton	250.00
V02289	Grace Mulvahil (Parent: Gez Mulvahil)	250.00
V02290	Makenzy Smith (Parent: Robert Smith)	250.00
V02299	Emma Lodge (Parent: Kathy Lodge)	250.00
V02286	GW and JA Boucher	247.50
V02228	NT Entertainment Solutions Pty Ltd	245.00
V01554	Meghan Davey	241.58
2238	Hollands Print Solutions Pty Ltd	220.00
V00682	Leigh Dyson Plumbing	209.00
4678	Allabout Party Hire & Events - Darwin Party Hire	200.00
V00099	Palmerston Lions	200.00
V01258	Top End Mental Health Consumer Organisation	200.00
V01381	Phoebe Wear	200.00
V02242	Girraween Primary School	200.00

ATTACHMENT A

Creditor No.	Creditor Name	Amount \$
V00943	Northern Territory Pest and Weed Control	198.00
V02229	Studio B Designs	198.00
V01483	OfficeMax	194.24
V00542	Industry Health Solutions	190.00
617	Barnyard Trading	184.57
1743	TNT Australia Pty Ltd	178.57
121	Signtech NT	176.00
5036	Dormakaba Aust P/L T/as Territory Door Services	176.00
V01402	Leah Sanderson	164.12
V02293	Jessica Rafter - Freedom Fitness Darwin	150.00
V00085	TR Pty Ltd	149.64
18	Integrated Land Information System	137.60
2017	Signs Plus	132.50
V01661	Patchy's Auto Electrics	132.00
V00013	Top End Calistenics Club	125.00
V00043	Delsey Tamiano	125.00
V00614	RTM - Dept. of the Attorney General and Justice	125.00
V01840	Aglow Darwin	125.00
V02126	Foster and Kinship Carers Assoc NT Inc	125.00
V02241	Kookaburra Kids	125.00
V02247	CPA Australia	125.00
V02248	Jolene Stretton	125.00
V02263	Literacy Adventure P/L	125.00
V02267	Julie-Anne Stead	125.00
V02268	Ezekiels River Inc	125.00
V02273	Manal Mohammed	125.00
V02274	Coeliac SA & NT	125.00
3504	Raeco International Pty Ltd	114.62
V00890	Laundryplus	109.01
V02261	Grant Brensell & Tanya Aitken-Brensell	100.00
V02276	Rosalind Clarke	80.00
4856	Portner Press Pty Ltd	77.00
V02264	Coralie Warby	63.00
V00009	Centrenorth Australia	60.00
V01294	Emily Williams Yoga	60.00
V02129	Breatheasy Staars NT - Judy North	60.00
V02243	Terri Anderson-Mullett	60.00
V02292	Renafe Oltrop	50.00
V02265	Larissa Pickalla	49.99
V01938	Windcave Pty Limited	49.50
59	City of Palmerston	45.00
V02288	Julie Anne Whittaker	45.00
V01314	Ruth Mellor	42.00
3428	Bunnings Group Limited	40.85
V01769	Snows Run (NT) Pty Ltd T/as Territory Green Waste	40.00
V01746	AMP Bank	25.00

2,495,381.74

Percentage of works undertaken by local suppliers
(excludes investments placed)

80%


Approved by: Executive Manager Finance


SECTION 2

Financial Results

2.7 - Creditor Accounts Outstanding August 2019

Creditor No.	Creditor Name	Amount \$
5104	JLM Contracting Services Pty Ltd	18,541.27
V01920	Tenite Pty Ltd T/as B&K Revegetation & Landscaping	14,899.50
V00476	Water Dynamics (NT) Pty Limited	13,865.92
3683	Area9 IT Solutions	13,213.46
V02188	Colmar Brunton Pty Ltd	10,916.40
2049	Super Sealing Pty Ltd	9,999.00
V00368	iWater NT	7,625.20
5615	EcOz Environmental Consulting	7,300.70
938	Nightcliff Electrical	7,115.50
V00855	ESRI Australia	6,468.00
V01865	Irma Lamaya trading as Co Lab Architecture	5,830.00
V02134	Integral Digital Pty Ltd	5,748.93
V01948	Scorptec Computers -Scorpion Technology Unit Trust	5,341.90
V02262	Safe System Solutions Pty Ltd	4,290.00
V02245	Peter Adamovsky	3,745.50
3313	Zip Print	3,509.00
V00228	Outback Tree Service	3,300.00
V02259	Animal Management Service Pty Ltd - AMS Products	3,038.31
1581	NT Broadcasters Pty Ltd	2,750.00
256	The Bookshop Darwin	2,138.22
4561	Bendesigns	2,033.90
V01812	C R Campbell - Electrical and Data Contractors	1,881.00
2587	Top End RACE	1,862.34
4737	D & L Plumbing & Gasfitting	1,512.50
2977	Security & Technology Services P/L	1,259.50
V00939	Defend Fire Services Pty Ltd	1,254.89
V00474	Lane Print & Post	1,189.10
V01958	Ross Kourounis T/A Rossi Architects	1,188.00
53	Eggins Electrical	1,182.50
4825	OracleCMS	1,107.40
V02167	Sanity Music Stores Pty Ltd	1,016.57
V01906	Darwin Automotive Pty Ltd (Darwin Motor Group)	988.31
289	Bolinda Publishing Pty Ltd	936.54
5036	Dormakaba Aust P/L T/as Territory Door Services	800.14
V00682	Leigh Dyson Plumbing	759.00
4871	Reface Industries	752.72
3787	Total Event Services T/A Top End Sounds P/L	742.50
4735	Palmerston and Rural Party Hire	661.00
V00773	Akron Group NT Pty Ltd	638.00
2965	KIK FM Pty Ltd	542.00
4398	Quality Indoor Plants Hire	508.99
V02254	Darwin Toplock Pty Ltd T/a Toplock NT	480.00
798	YMCA of the Northern Territory	460.00
V00889	Paul W Lewis T/a Scanner Angel OZ	340.00
422	ALIA -Australian Library & Information Association	336.00
V00271	Fuji Xerox Business Centre NT	319.00
3880	PAWS Darwin Limited	270.00
V01629	Smarter Technology Solutions	258.49
3438	NT Shade & Canvas Pty Ltd	220.00
V01285	Jey Lamech Psychologist Pty Ltd	198.00
272	City Wreckers	154.00
V00284	Wheelers Books	153.78
V02285	Territory Native Plants	95.30
87	Industrial Power Sweeping Services Pty	88.00

ATTACHMENT A

Creditor No.	Creditor Name	Amount \$
V00994	Frangipani Farm	40.00
		175,866.28
 Approved by: Executive Manager Finance		

Section 2

Financial Results

2.8 - Waste Charges as at 31 August 2019

Waste Management

	Revised Budget \$	YTD Actuals \$	Commitment \$	Total YTD Actuals plus Commitments \$	% Utilised
Income					
Rates & Charges	6,369,080	6,806,216	-	6,806,216	106.86%
Income	6,369,080	6,806,216	-	6,806,216	106.86%
Operating Expenditure					
Employee Costs	(840,533)	-	-	-	0.00%
Professional Services	(80,000)	-	(24,991)	(24,991)	31.24%
Educational Resources	(100,000)	(1,130)	(4,600)	(5,730)	5.73%
Utilities	(14,293)	-	-	-	0.00%
Street Sweeping	(320,000)	(26,779)	(317,656)	(344,434)	107.64%
Litter Collection	(190,000)	(5,314)	(59,186)	(64,500)	33.95%
Domestic Bin Collection	(2,052,992)	-	(1,718,626)	(1,718,626)	83.71%
Kerb Side Collections	(105,000)	-	(1,125)	(1,125)	1.07%
Tip Recharge Domestic Bin collection	(670,000)	-	(576,234)	(576,234)	86.01%
Transfer Station	(1,101,705)	(1,089)	(1,024,807)	(1,025,896)	93.12%
Loan Repayments	(92,200)	(535)	-	(535)	0.58%
Tip Recharge Transfer Station	(357,660)	(944)	(329,843)	(330,787)	92.49%
Operating Expenditure	(5,924,383)	(35,790)	(4,057,069)	(4,092,859)	
Capital Expenditure					
Waste Management Capital Works	(100,000)	(285,578)	(100)	(285,678)	285.68%
Capital Expenditure	(100,000)	(285,578)	(100)	(285,678)	285.68%
Borrowings					
Repayments - Archer Loan Principal	(209,000)	-	-	-	0.00%
Borrowings	(209,000)	-	-	-	
Profit/(Loss)	135,697	6,484,848	(4,057,169)	2,427,679	



Approved by: Executive Manager Finance

Section 2

Financial Results

31 August 2019

2.9 - Commercial Leases as at Commercial Leases

	Revised Budget \$	YTD Actuals \$	Commitment \$	Total YTD Actuals plus Commitments \$	% Utilised
Income					
Library Services	32,000	8,190	-	8,190	25.59%
Director Governance & Regulatory Services	65,976	18,081	-	18,081	27.41%
Aquatic Centre	38,645	-	-	-	0.00%
Civic Centre	143,230	35,808	-	35,808	25.00%
Income	279,851	62,079	-	62,079	22.18%
Expenditure					
Director Governance & Regulatory Services	-	(2,546)	-	(2,546)	0.00%
Expenditure	-	(2,546)	-	(2,546)	0.00%
Profit/(Loss)	279,851	59,533	-	59,533	

Library Services includes lease held by Mosko's Market

Aquatic Centre Lease income will be adjusted at 1st Review due to a change to leasing arrangements

Civic Centre includes the lease held by Adult Mental Health

Director Governance & Regulatory Services includes the leases held by Peter McGrath and Palmerston Re-Engagement Centre

McGees Management Fees charged to Director Governance & Regulatory Services each month


Approved by: Executive Manager Finance

Section 2 Financial Results 31 August 2019

2.10 - Council Loans

Making the Switch Expenditure

	Revised Budget \$	YTD Actuals \$	Commitment \$	Total YTD Actuals plus Commitments \$	% Utilised
Expenditure					
LED Lighting PR6JECT-3 Making the Switch	2,000,000	32,228	1,936,745	1,968,972	98.45%
Expenditure	2,000,000	32,228	1,936,745	1,968,972	98.45%

The current budget for Making the Switch is \$2,000,000 drawn down from the internal loan. This is in addition to the \$640,000 draw down in the 2018/19

Internal Loan - Making the Switch

	Internal Loan \$	Expended from Loan \$	Interest on Loan \$	Total \$	% Utilised
Expenditure					
LED Lighting PR6JECT-3 Making the Switch	2,640,000	508,699	4,194	512,893	19.43%
Expenditure	2,640,000	508,699	4,194	512,893	19.43%

The above costs relating to the internal loan are over the life of the project to date, including the expenditure from the 2018/19 financial year.

External Loan - Archer Landfill Rehabilitation

	External Loan \$	Principal Repayments \$	Interest Payments \$	Total \$
Expenditure				
Archer Landfill Rehabilitation	1,960,000	-	535	535
	1,960,000	-	535	535


Approved by: Executive Manager Finance

AGENDA ITEM:	13.1.3
REPORT TITLE:	Palmerston Animal Management Advisory Committee Meeting – August 2019
REPORT NUMBER:	9/0309
MEETING DATE:	17/09/2019
AUTHOR:	Ranger Administration Officer, Kristy Litster
APPROVER:	Director Governance and Regulatory Services, Chris Kelly

COMMUNITY PLAN

Governance: Council is trusted by the community and invests in things that the public value.

PURPOSE

This report presents the unconfirmed Palmerston Animal Management Advisory Committee (PAMAC) August meeting minutes.

KEY MESSAGES

- PAMAC met on 28 August 2019.
- The unconfirmed minutes are presented to Council at **Attachment A**.
- Two reports were presented at the PAMAC Meeting:
 - Managing Barking Dogs
 - Update on Top End Animal Management Collaboration Projects
- Following a request from Council, PAMAC now has permanent membership from Territory Housing.

RECOMMENDATION

THAT Report Number 9/0309 entitled Palmerston Animal Management Advisory Committee Meeting – August 2019 be received and noted.

BACKGROUND

The Palmerston Animal Management Advisory Committee is an advisory committee to Council consisting of Elected Members, staff, community representatives and stakeholders to further enhance and promote responsible animal management in the Palmerston municipality.

Following a previous decision of Council, Territory Housing was requested to provide a member to PAMAC to provide an interface on policy matters and a point of contact for members. This request was agreed to and from this meeting onward, Territory Housing will have a representative.

DISCUSSION

The PAMAC held a meeting on 28 August 2019. The unconfirmed minutes from the meeting are provided as **Attachment A**.

Items considered by the committee during this meeting included:

- Managing Barking Dogs

- Update on Top End Animal Management Collaboration Projects

Council currently provides resources on its website addressing why dogs bark and steps owners can take to address barking dogs. It also provides resources to assist other residents to manage barking dog complaints. This information includes a template letter, factsheets, complaint form and suggested forms of mediated outcomes. Council proactively engages with the community, mainly at events such as Brekkie in the Park, the Royal Darwin Show, Fred's Pass Show and various expos with key messages on responsible animal ownership, including how to reduce the causes of barking dogs.

It has been recognised that as the community continues to grow, barking dog complaints may rise. Council will continue to provide assistance in addressing barking dog complaints. Council acknowledges that more can be done, and the Animal Education Ranger, who has commenced with Council, will increase Council's proactive engagement with dog owners and undertake a review of Council's policy in relation to barking dogs.

The Top End Animal Management Collaboration project consist of several elements designed to make it easier for responsible dog ownership in Top End local government areas. The first element of this project is common annual registration dates. This is to support reciprocal registration and enable joint marketing of shared key messages to increase impact. During transition owners will receive an additional month of free registration. To date, Palmerston, Darwin, Litchfield and Coomalie have aligned dates to the 1st September. The second element is reciprocal registration. Reciprocal registration builds on uniform registration dates by allowing dog owners to transfer registration between local governments free of charge for the balance of that registration year. Litchfield and Palmerston will commence reciprocal registration this year, meaning they will accept free registration of registered dogs from all Top End local governments, and the only requirement is that residents will be required to show proof of dog registration when transferring from another council.

CONSULTATION PROCESS

There was no consultation required during the preparation of this report.

POLICY IMPLICATIONS

There are no policy implications for this report.

BUDGET AND RESOURCE IMPLICATIONS

There are no budget or resource implications relating to this report.

RISK, LEGAL AND LEGISLATIVE IMPLICATIONS

The minutes presented are unconfirmed and are subject to the confirmation by PAMAC at the next meeting.

ENVIRONMENT SUSTAINABILITY IMPLICATIONS

There are no environment sustainability implications for this report.

COUNCIL OFFICER CONFLICT OF INTEREST DECLARATION

We the author and approving officer declare that we do not have a conflict of interest in relation to this matter.

ATTACHMENTS

Attachment A: Unconfirmed Palmerston Animal Management Advisory Committee Minutes – 28 August 2019

ATTACHMENT A

PALMERSTON ANIMAL MANAGEMENT

ADVISORY COMMITTEE MINUTES

Minute Book Page 102

CITY OF PALMERSTON

**Minutes of Palmerston Animal Management Advisory Committee Meeting
held in Council Chambers
Civic Plaza, Palmerston
on Wednesday 28 August 2019 at 5:00pm.**

COMMITTEE MEMBERS

Alderman Amber Garden (Chair)
Mayor Athina Pascoe-Bell
Alderman Sarah Henderson
Resident Michelle Walker
Resident Jill Pascoe
RSPCA Danny Moore
Top End Rehoming Group Katrina Stafford
Resident Andrea Ruske
Department of Local Government, Rebecca Newman

STAFF

Director Governance and Regulatory Services, Chris Kelly
Senior Ranger, Shane Gartner
Minute Secretary, Kristy Litster

GALLERY

1 member of the public

1 ACKNOWLEDGEMENT OF COUNTRY

I respectfully acknowledge the traditional owners of the land on which we are meeting – the Larrakia People – and pay my respects to their elders, past, present and future.

2 OPENING OF MEETING

The Chair declared the meeting open at 5:03pm.

3 APOLOGIES

3.1 Apologies

Nil.

Initials: _____

ATTACHMENT A

PALMERSTON ANIMAL MANAGEMENT

ADVISORY COMMITTEE MINUTES

Minute Book Page 103

3.2 Leave of Absence Previously Granted

Nil.

3.3 Leave of Absence Request

Nil.

4 DECLARATION OF INTEREST

4.1 Committee Members

Nil.

4.2 Staff

Nil.

5 CONFIRMATION OF MINUTES

5.1 Confirmation of Minutes

Moved: Michelle Walker
Seconded: Alderman Henderson

THAT the minutes of the Palmerston Animal Management Reference Group Meeting held on Wednesday, 26 June 2019 be confirmed.

CARRIED PAMAC9/0163 – 28/08/2019

6 CORRESPONDENCE

Nil.

7 OFFICER REPORTS

7.1 Receive and Note Reports

7.1.1 Managing Barking Dogs

PAMAC9/022

Moved: Jill Pascoe
Seconded: Danny Moore

Initials:

ATTACHMENT A

PALMERSTON ANIMAL MANAGEMENT

ADVISORY COMMITTEE MINUTES

Minute Book Page 104

1. THAT Report Number PAMAC9/022 entitled Managing Barking Dogs be received and noted.
2. THAT a further report be provided to the Palmerston Animal Management Advisory Committee on the outcomes of the review of barking dog procedures.

CARRIED PAMAC9/0164 – 28/08/2019

7.1.2 Update on Top End Animal Management Collaboration Projects PAMAC9/023

Moved: Danny Moore
Seconded: Jill Pascoe

THAT Report Number PAMAC9/023 entitled Update on Top End Animal Management Collaboration Projects be received and noted.

CARRIED PAMAC9/0165 – 28/08/2019

7.2 Action Reports

Nil.

8 OTHER BUSINESS

Nil.

9 NEXT MEETING

Moved: Mayor Pascoe-Bell
Seconded: Alderman Henderson

THAT the next meeting for the Palmerston Animal Management Advisory Committee be held on Wednesday, 30 October 2019 at 5:00pm in the Council Chambers, First Floor, Civic Plaza, 1 Chung Wah Terrace Palmerston.

CARRIED PAMAC9/0166 – 28/08/2019

Initials: _____

ATTACHMENT A
PALMERSTON ANIMAL MANAGEMENT
ADVISORY COMMITTEE MINUTES

Minute Book Page 105

10 CLOSURE OF MEETING

Moved: Mayor Pascoe-Bell
Seconded: Alderman Henderson

THAT the Palmerston Animal Management Advisory Committee meeting, held in the Council Chambers, Civic Plaza, Palmerston on Wednesday, 28 August 2019 close at 6:06pm.

CARRIED PAMAC9/0167 – 28/08/2019



Initials: _____

13 OFFICER REPORTS

13.2 Action Reports

13.2.1	2019 Community Satisfaction Survey Outcomes	9/0291
13.2.2	Community Benefit Scheme Sponsorship Applications	9/0297
13.2.3	Trial of Laneway Treatments – Update September 2019	9/0304
13.2.4	INPEX – operated Ichthys LNG Sponsorship Program – 2019 Halloween at Goyder	9/0306
13.2.5	Marlow Lagoon Dog Park Improvements	9/0307
13.2.6	Capital Rollovers and Unexpended Grant Allocations 2018/2019	9/0311

AGENDA ITEM:	13.2.1
REPORT TITLE:	2019 Community Satisfaction Survey Outcomes
REPORT NUMBER:	9/0291
MEETING DATE:	17/09/2019
AUTHOR:	Director Governance and Regulatory Services, Chris Kelly
APPROVER:	Chief Executive Officer, Luccio Cercarelli

COMMUNITY PLAN

Governance: Council is trusted by the community and invests in things that the public value.

PURPOSE

This report seeks to inform Council of the outcomes of the 2019 Community Satisfaction Survey and Council's response.

KEY MESSAGES

- Council commissioned Colmar Brunton to conduct a review of Council's Community Satisfaction Survey and undertake the survey. The survey was done during June 2019.
- Council has increased its overall score from 5.77 in 2018 to 6.56 out of 10 this year.
- Additional feedback provided was that 63% of people said Council had performed very good or good.
- Highest areas of performance included providing libraries and library services to the community (8.2/10), kerbside waste collection (8.02/10), and providing and maintaining the Archer Waste Management Facility (7.78/10).
- The most important Council services identified were maintaining roads, ensuring roads build by developers are fit for purpose, increasing shading and greening in the city, and promoting environmental sustainability.
- Council is undertaking a number of initiatives to improve performance across all areas and the information from this survey will assist in informing future programs and budgets.

RECOMMENDATION

1. THAT Report Number 9/0291 entitled 2019 Community Satisfaction Survey Outcomes be received and noted.
2. THAT Council note the improvement in the overall score and the actions, initiatives and programs that are underway to improve community satisfaction as part of the 2019/2020 Municipal Plan and Budget that are outlined in Report Number 9/0291 entitled 2019 Community Satisfaction Survey Outcomes.

BACKGROUND

The 2019 Community Satisfaction Survey was undertaken in June 2019, with 601 participants. 578 people were surveyed on the telephone and 23 completed the survey online. The survey was undertaken by Colmar Brunton who advise that this is considered a robust sample size and an acceptable margin of error for most government applications.

DISCUSSION

As part of the survey, participants were asked to rate Council's performance in delivering services and facilities, as well as series of other questions.

Participants were asked to provide a score of 0-10 to a series of questions on the following scale:

- Very Good (9-10)
- Good (7-8)
- Neither/Neutral (4-6)
- Poor (2-3)
- Very Poor (0-1).

These answers were then used to calculate a score for each of the 14 performance plans. These results are outlined in **Attachment A** and will also be reported in the Annual Report.

The results of the 2019 survey show that the overall Council performance rating has increased to 6.56 (up from 5.77 last year) and is at its highest level since 2014. Highest areas of performance included providing libraries and library services to the community (8.2), kerbside waste collection (8.02), and providing and maintaining the Archer Waste Management Facility (7.78). It is noted that all scores were above 5.

Focus areas identified for improvement (scores between 5 and 6) include supporting and attracting new and existing businesses (5.2), providing the community with the opportunity to comment on Council's decision making and interact with Council (5.6), supporting innovation in the business community and advocating for the community in planning issues (5.7).

Thirty-six per cent of residents surveyed have had contact with Council on a specific issue in the last year, mostly by phone. Of that number, 69% rated the customer service received as very good or good. Phone continues to be the preferred method of communication with 65% of people contacting Council by phone, which is consistent with previous years however there has been a drop in in-person visits and email contacts. Seven per cent of people had contact with Council on social media. This trend has not been captured previously and will be monitored as part of future surveys.

One of the messages to come out of the results of this year's survey is that Council needs to continue with and deepen its communication and engagement with the community. Council has had a number of successes over the last 12 months, however the results indicated that these could be more effectively communicated to the community. Council has grown its media presence, including growth in social media following, continued improvements to the website and launch of an Instagram page. Council is also more proactively promoting its brand, however the results show there is more to be done to communicate Council's brand and share its successes.

Based on the scoring scale outlined above, Council above 7 out of 10 in two of the six Community Plan Outcomes, with a score over 6 out of 10 in the remaining four areas as per the table below. Incorporated within them are the scores for the 14 performance plans.

Key Area	Score
Family and Community	6.68 /10
Vibrant Economy	6.01 /10
Cultural diversity	7.04 /10
A Future Focus	6.70 /10
Environmental Sustainability	7.16 /10
Governance	6.01 /10
Overall Score	6.56 /10

More information on these scores is provided below.

Family and Community

Overall, Family and Community performed well with an overall average of 6.67. The highest performing aspect of the measure was “maintaining parks and playgrounds” which averaged 7.26. This was followed by “managing the Palmerston Swimming & Fitness Centre”, which averaged 6.86.

Areas identified for improvement relate to family and community was “advocating for the community in planning issues” which received an average score of 5.76.

In order to maintain or improve these scores, Council is undertaking the following initiatives:

- Hosting over 150 community events in the 2019/2020 financial year, including the inaugural Palmerston Youth Festival, Sanctuary Sessions, FlicNics, National Families Week and Youth Week.
- Council has committed to an \$1.45 million upgrade of the Gray Community Hall and is lobbying the Federal Government to provide their funding commitment as soon as possible.
- Planning and design have commenced on the Splashing Out project to revitalise the Palmerston Swimming and Fitness Centre.
- Council has increased its engagement with dog owners through events like Brekkie in the Park, and Royal Darwin and Fred's Pass Shows, which has resulted in an increase in microchipping rates.
- Ranger Services have increased their service level, with increased patrols, increased enforcement and education, and has increased services offered outside of hours.
- Council is commencing a review of the Animal Management By-laws to provide the most contemporary and responsive local laws in the Northern Territory.
- Council has also facilitated streamlined registration requirements with other Top End Councils, so dog registrations are due on the same date, namely 1 September. This will allow Councils to combine resources for communication of key messages. Council will also offer free registration for inter-council transfers of dogs during the year.
- Council is investing \$15,000 per year for three years in a de-sexing program to reduce the amount of unwanted and feral cats and dogs in the community.
- Council is investing in an Animal Education Ranger to increase communication and engagement of Council's key messages.

- Council will be strengthening promotion of Council's vision of "A Place for People" so Palmerston is recognised as the Family City of the Northern Territory.
- Council's "Making the Switch" and "Dark Spots" programs will ensure that City's public lighting assets are improving community safety, reliable and cost efficient in the future.
- Council will be working closely with the Northern Territory Planning Commission in the review of the Central Palmerston Area Plan, and in so doing will also be promoting the importance of urban planning for the whole municipality.
- Continuation of Council's representation on the Palmerston Division of the Development Consent Authority and advocacy to Licensing NT provides a valuable voice for the community in planning and licensing matters directly affecting our city.
- Community involvement in the development of our open space will be a feature over the coming 12 months, with community engagement being at the forefront of the redevelopment of Phyllis Uren and Tiverton playgrounds.
- A review of Council's Laneways Trial will be undertaken to determine the effectiveness of the various treatments in deterring anti-social behaviour, with the outcomes of the trial to be used for the development of future treatments.

Vibrant Economy

The outcome "Vibrant Economy" achieved an average of 6.01.

The Council's Vision, "A Place for People", received a low prompted awareness (37%), however residents agreed with the sentiment of the slogan with an average agreement score of 6.83.

In order to maintain or improve these scores, Council is undertaking the following initiatives:

- Council is advocating for better land use outcomes as part of the Northern Territory Government's review of the Palmerston Central Area Plan. This includes the provision of appropriate levels of open space.
- A review of Council's carparking strategy implemented on 1 July 2019 will occur in the 2nd half of the 2019/2020 financial year to test whether the strategy has encouraged visitation to the City Centre and assisted business outcomes.
- Council will look for opportunities to promote Palmerston businesses across the region.
- Continued investment in promoting Council's brand and image. Council was recently awarded second place in the government category for its stall at the Royal Darwin Show, and has a regular presence at the Palmerston Markets.
- Council will develop a strategy in the promotion of Council's brand and vision. This include an annual plan of engagement opportunities and will be supported by Council's approved marketing activities to ensure the best outcome for Council.
- Council will continue to develop its social media channels including Facebook and Instagram. Council's Instagram page has been designed to highlight the City's people and community.
- Council be will launching parking payment application to support Council's implemented carparking strategy.
- Council will also finalise and implement the Palmerston Local Economic Plan this year, which will contain a number of objectives to stimulate the local economy.
- Council will be implementing an Open Data Portal to allow the public to download Council data to create systems and applications that support Palmerston's Technology focused community.

Cultural Diversity

Cultural diversity is Council's second highest performing area in 2019 with an overall average score of 7.04. The provision of libraries and library services (8.20) has bolstered this score as it was the highest performing aspect in the performance question set. While still positive, the aspect identified for improvement was "promoting art and culture", with an average of 6.28.

In order to maintain or improve these scores, Council is undertaking the following initiatives:

- Council is looking for opportunities to grow its cultural events to complement existing events such as Harmony Day, NAIDOC Week, International Women's Day, the new "On Frances" series and Geekfest Top End.
- Funding of \$1.64 million for library services, including ongoing collection development and the expansion of popular programs such as:
 - Nurserytime and Storytime for the early years;
 - Tech and Coding programs;
 - Youth engagement initiatives;
 - "Drop in Computer Sessions" and "Get Job Ready" resume and job assistance sessions for adults;
 - "Be Connected" digital literacy programs for seniors; and
 - Special Storytimes for culturally and linguistically diverse groups.
- Ongoing modernisation and innovation of the Library and delivery of Library services.
- Outreach into the multicultural community, including multi-cultural family dinners and regular citizenship ceremonies.
- \$130,000 funding for Community Benefit Scheme recipients, including newly created categories for local representatives.
- Council is currently undertaking a trial of Pop-Up Dining in Sanctuary Lakes to promote a street dining culture.
- \$80,000 of new funding for a program of public art installations around Palmerston.

A Future Focus

The outcome of a future focus received an average score of 6.70. The aspects which performed best included "maintaining drainage facilities" (7.37), "maintaining roads" (7.31) and "ensuring roads built by developers are fit for purpose" (7.10). The aspects identified for improvement include "the flexibility of the City of Palmerston" (5.89) and "supporting innovation in the business community" (5.65).

In order to maintain or improve these scores, Council is undertaking the following initiatives:

- \$2 million Smart Cities program to create opportunities for innovation in the business community through Wi-Fi, CCTV, smart waste systems, analytics and smart lighting.
- Infrastructure investment including \$770,000 in road reseals, \$250,000 in new pathways and pathway replacements, and \$150,000 in drainage upgrades and maintenance this year.
- Replacement of 4,700 public lights with energy efficient LEDs to provide more effective lighting, reduce energy consumption and electricity costs.
- Investment in improvements to "Dark Spots" in Palmerston to ensure appropriate lighting in public area.
- Projects in partnership with the Northern Territory Government including:
 - Connected Pathways;
 - School Zone Road Safety Improvements;
 - Greening and Cooling the City;

- Community Safety projects in laneways;
- Palmerston Library Upgrade planning;
- Mitchell Creek and Escarpment Feasibility and Operations Study.
- Expanded library services, including continued collaboration with Litchfield Council on operation of the Taminmin Library and a review of library opening hours.
- Continued advocacy by Council to ensure that as new suburbs are built, community services and infrastructure are delivered in line with the Community Plan.
- Training for Elected Members and staff to improve skills and knowledge, and to respond to changes in the legislative environment.

Environmental Sustainability

Environmental Sustainability is Council's highest performing area in 2019 with an overall average score of 7.16. The best performing aspects of this area included "kerbside waste collection" (8.02), "providing and maintaining Archer Waste management facility" (7.78) and "providing opportunities for recycle and reuse through the Pre-Cyclone Clean Up" (7.56).

In order to maintain or improve these scores, Council is undertaking the following initiatives:

- \$350,000 investment in tree planting, including \$100,000 grant made by the Northern Territory Government for projects across the city.
- \$500,000 investment in Stage 1 landscaping of the southern end of Temple Terrace, made up of \$250,000 Council contribution, matched by a Northern Territory Government grant of \$250,000.
- \$100,000 investment in the 2019 Pre-Cyclone Clean-Up.
- Reduction in the Waste Service Charge of \$40 (7.5%) in the last two years while maintaining or increasing service levels.
- Demonstrated leadership through an education campaign including interactive tools to encourage and enable recycling.
- New \$20,000 of community environment grants for local projects.
- Continuation of the delivery of solar panels on Council buildings which have delivered up to 38% saving in energy consumption.
- Reduction in carbon emissions and electricity costs from the installation of LED public lights through the "Making the Switch" project.
- Partnering with local properties owners to upgrade shop fronts and increase tree planting to promote businesses, increase shade and build civic pride.

Governance

Governance achieved an overall average of 6.01. The best performing aspect in this outcome area was effectiveness which averaged 6.22. Community consultation, namely "providing residents the opportunity to comment on decision making and interact with Council", was identified for improvement.

In order to improve these scores, Council is undertaking the following initiatives:

- Implementation of the recently adopted Community Plan into all aspects of Council activities, especially strategic planning, budgeting and reporting.
- Council has implemented an Instagram page, and continues to deepen its engagement on Facebook, with a 5% increase in Facebook followers over the last 12 months. Council is also constantly improving its website, following a major revamp in April 2018.

- Council will conduct a further three “Council to the Community” Meetings this year to bring Elected Members closer to the community and encourage more participation in Council’s decision-making process.
- A continued presence at the Palmerston Markets, and a public forum preceding Council meetings.
- Council will focus further on communication as a key aspect of all projects and activities.
- As part of Council’s Smart Cities Project, Council will be creating an open data portal to ensure improved transparency of Council’s data.
- Council will be implementing new IT systems and processes to ensure higher reliability and redundancy of Council’s IT environment.
- Council is expanding the independent membership of the Risk Management and Audit Committee to ensure a broader range of skills, increased expertise and succession planning.
- Ongoing review of Council policies to ensure they reflect best practice, respond to legislative changes and reflect the Community Plan.
- Council is undertaking a review of procedures and policies relating to procurement to ensure transparency, fairness and value for money outcomes.

Importance Performance

As part of the revamped survey, Council used a new technique to determine importance which has resulted in the matrix on slide 17 of **Attachment A**. The Importance Performance Matrix includes all performance-based questions used to derive performance plan scores. The matrix is valuable as it outlines which the performance where:

- Council is not performing well enough in important objectives (9);
- Objectives are important and Council is performing well (3);
- Not performing well, however they are a low priority (3); and
- Council is performing well but those areas are not identified as important (14).

The primary focus would be on areas that have been identified as important, but Council is not performing well enough. These include:

- Supporting and attracting new and existing businesses;
- Providing opportunity to comment on decision making and interact with Council;
- Supporting innovation in the business community;
- Advocating for the community in planning issues
- Promoting environmental sustainability;
- Funding and getting things done by working with government and the community;
- Promoting arts and culture;
- Increasing shading and greening the city; and
- Hosting enough quality community events.

To ensure ongoing and improved community satisfaction, Council must also continue to develop and improve across all areas. As outlined in this report, Council is undertaking a number of initiatives and programs to address this feedback and will strengthen its communication of these initiatives in the future. This performance matrix will be used to assist in determining where to focus resources in future planning and budget development.

Accessibility of Elected Members

Only 23% of respondents indicated that Elected Members needed to be more accessible, and over 50% of that number felt that this could be achieved through an increased visibility and availability in the community, greater awareness of opportunities to engage with them, and attendance at community events. Council has a regular presence at the Palmerston Markets, is conducting three “Council to the Community Meetings” this year and continues to grow its community engagement opportunities. Council staff will continue to ensure that Elected Members are given the opportunity to attend events and engage with the community. A suggested additional engagement activity could be regular events in Palmerston suburbs where members of the community could engage with and directly raise specific concerns with Elected Members about their local area and provide local feedback. Consideration is being given to commencing this activity in this current financial year.

Important Council Issues

Council also included a question on this year’s survey about what the most important local issue and second most important local issue in the local area of the respondent are. When the results were combined, 67% of respondents noted that it was crime/safety, followed by 16% who would like to see Council focus on maintaining/increasing green space. Whilst law enforcement is not Council’s responsibility, Council is taking steps to address crime and public safety issues, including upgrading Council’s public lighting network to a more reliable and efficient system, and reinvesting the savings into expanding the network. Council is also partnering with Northern Territory Police to implement a high definition CCTV network to monitor public safety and share information. It is noted that the survey did not capture the suburbs of the respondent and this will be rectified next year.

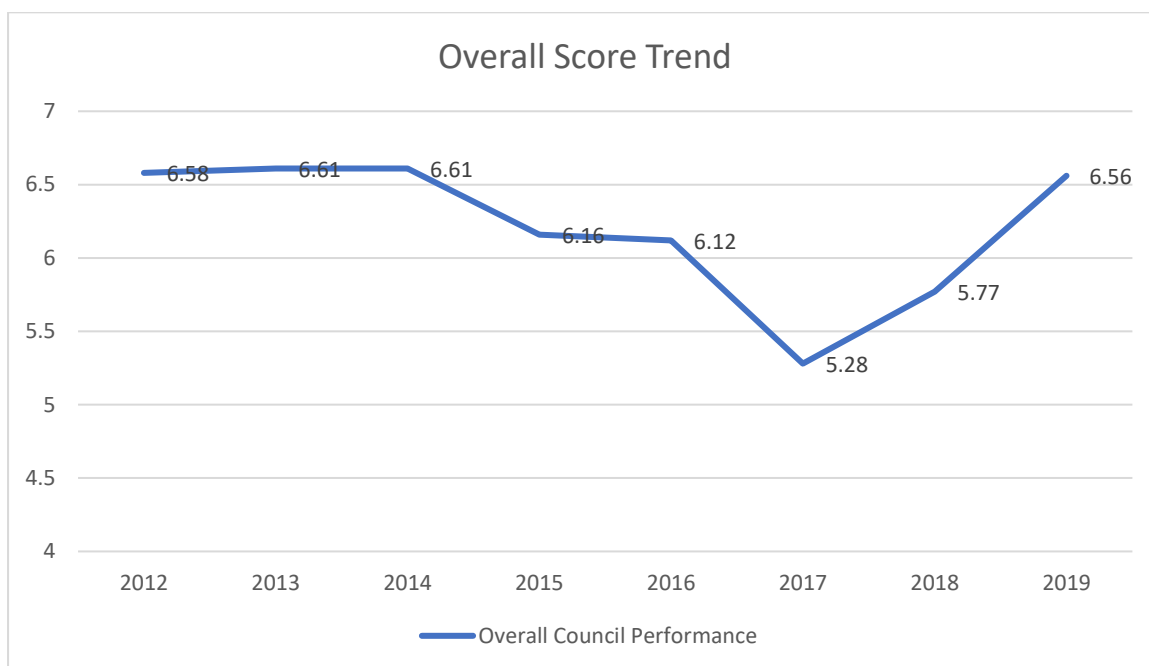
Council Achievements

When asked about Council achievements, the highest recognition factor was 13% for addressing crime, however 49% of respondents noted that “nothing comes to mind”. This reinforces the observation noted elsewhere in this report that Council needs to invest further in its communication and engagement with the community to increase understanding of programs.

Conclusion

Over the last 12 months, Council has seen improvement across the organisation in the results that have been achieved, which indicates that Council is heading in the right direction. However, Council can further improve by undertaking the work identified in this report and taking advantage of future opportunities. The results of this survey will be used to guide budget development and service levels in future years.

Council has improved its overall score from 5.77 to 6.56 this year and is committed to continuous improvement. Council will deliver initiatives that respond to this feedback and will use the results of future surveys to further inform Council’s focus areas. Council will also constantly re-assess for opportunities to improve services and infrastructure to the community.



It is recommended that as part of next year's survey, Council seek responses from local businesses and that specific questions on Council' support for the business sector, performance and business confidence and attitudes be surveyed. There are an estimated 1,521 businesses in Palmerston so Council will work with the survey provider to determine a reasonable sample size. During development of the survey, Council will also be asked to provide input on variable questions as they were this year.

With 11.3% of Palmerston' population identifying as indigenous and a further 20.2% born overseas, Council will also undertake further research and consult with the survey provider to ensure the most effective ways of engaging with our indigenous and multicultural communities. Next year, Council will also capture what suburb respondents are living in to provide more detailed feedback, particularly on important local issues.

CONSULTATION PROCESS

The following City of Palmerston staff were consulted in preparing this report:

- Executive Leadership Team

In preparing this report, the following external parties were consulted:

- Colmar Brunton.

The survey results will be included in 2019/2020 Annual Report.

POLICY IMPLICATIONS

There are no policy implications for this report.

BUDGET AND RESOURCE IMPLICATIONS

Provision has been made in the 2019/2020 Municipal Plan and budget to fund the work being undertaken by Council as outlined in this report. Some of these initiatives also receive funding from the Northern Territory Government.

Where it is required, future funding, including for additional engagement with the business community, will be sought as part of budget considerations.

RISK, LEGAL AND LEGISLATIVE IMPLICATIONS

Due to the significant changes in the survey structure in response to the new Community Plan and to deliver a more contemporary survey, detailed comparisons are unable to be made with data from previous years. This will be outlined in the Annual Report.

With a population of approximately 37,862 a sample size of 601 provides a margin of error of +/-4%. This means that if 50% percent of the sample picks an answer, Council can be confident that if it had asked the question of the entire population, between 46% and 54% would have picked that answer. Colmar Brunton advise that this is considered a robust sample size and an acceptable margin of error for most government applications.

ENVIRONMENT SUSTAINABILITY IMPLICATIONS

There are no environment sustainability implications from this report, however several initiatives being undertaken by Council will reduce carbon emissions and create renewable energy.

COUNCIL OFFICER CONFLICT OF INTEREST DECLARATION

We the author and approving officer declare that we do not have a conflict of interest in relation to this matter.

ATTACHMENTS

Attachment A: 2019 Community Survey Report



City of Palmerston.


2019 Community Survey Report.





Executive Summary.

The 2019 Community Survey. Overall Performance.



- When asked the question how has Council performed, 63% of residents indicated that Council has performed good or very good.
- Positively, only 8% of residents felt that council has performed poorly.

The 2019 Community Survey.

Background & Methodology in brief.

City of Palmerston conducts an annual survey of residents to understand community attitudes, perceptions and satisfaction with various facilities and services. The survey is conducted through a combination of telephone and online surveys. In 2019, the survey was conducted in June and collected information from 578 people via telephone surveys and 23 via online surveys.

Key findings.

Overall performance

- The results of the 2019 survey show that the overall Council performance score has increased to 6.56/10 (up from 5.77 last year) and is at its highest level since 2014.

Highest performing services

- Highest areas of performance included providing libraries and library services to the community (8.2/10), kerbside waste collection (8.02/10), and providing and maintaining the Archer Waste Management Facility (7.78/10).

Most important services

- The most important aspects of council services were maintaining roads (5.31%), ensuring roads build by developers are fit for purpose (4.95%), increasing shading and greening in the city (4.90%), and promoting environmental sustainability (4.87%).

Key issues

- When asked explicitly what the most important issues are in the local area, the majority of respondents mentioned crime and safety issues (67%). However, when respondents were asked what Council achievements were important, the most common response was addressing crime.
- Crucially, a large proportion (49%) of residents couldn't think of a particular council achievement or outcome which was important to them. This highlights a lack of awareness of Council achievements and outcomes and the need to invest more in communicating with the community.



Introduction.

Background.

The City of Palmerston is home to almost 38,000 residents and is the second largest and fastest growing city in the Northern Territory.

Council has recently adopted its Community Plan based around 6 key areas of outcomes: Family and Community, Vibrant Economy, Cultural Diversity, A Future Focus, Environmental Sustainability and Governance.

To better align the Community Satisfaction Survey with these outcomes, and to ensure a more contemporary survey methodology with more relevant scoring, measures of importance and detailed feedback, Council reviewed the survey. A number of changes were made and for this reason, comparisons to previous data are possible are not possible.

Under each outcome sit a range of indicators to measure Council's progress against each. Many of these indicators are measured and tracked through Council's standard operating processes. However, others rely on the thoughts, perceptions and satisfaction levels of the community.



Methodology.

To meet the objectives of the research and gain a clear and representative picture of community perceptions and satisfaction, a 15 minute telephone survey was conducted in June 2019 with 578 residents of the City of Palmerston. The survey was also made available online and received 23 responses.


The sampling frame was designed to be representative of the City of Palmerston Community in terms of age and gender. To adjust for any shortfalls in the sampling, the data was weighted at an overall level to be in line with the population of Palmerston with regard to age and gender.

Telephone interviewing was conducted by ISO20252 accredited telephone research interviewers and residents were reassured that the research was in compliance with the *Privacy Act*.

The total sample sizes were as follows:

- Telephone sample n=578
- Online sample n=23

This report presents the findings from this research.





Detailed
results.



Outcomes.

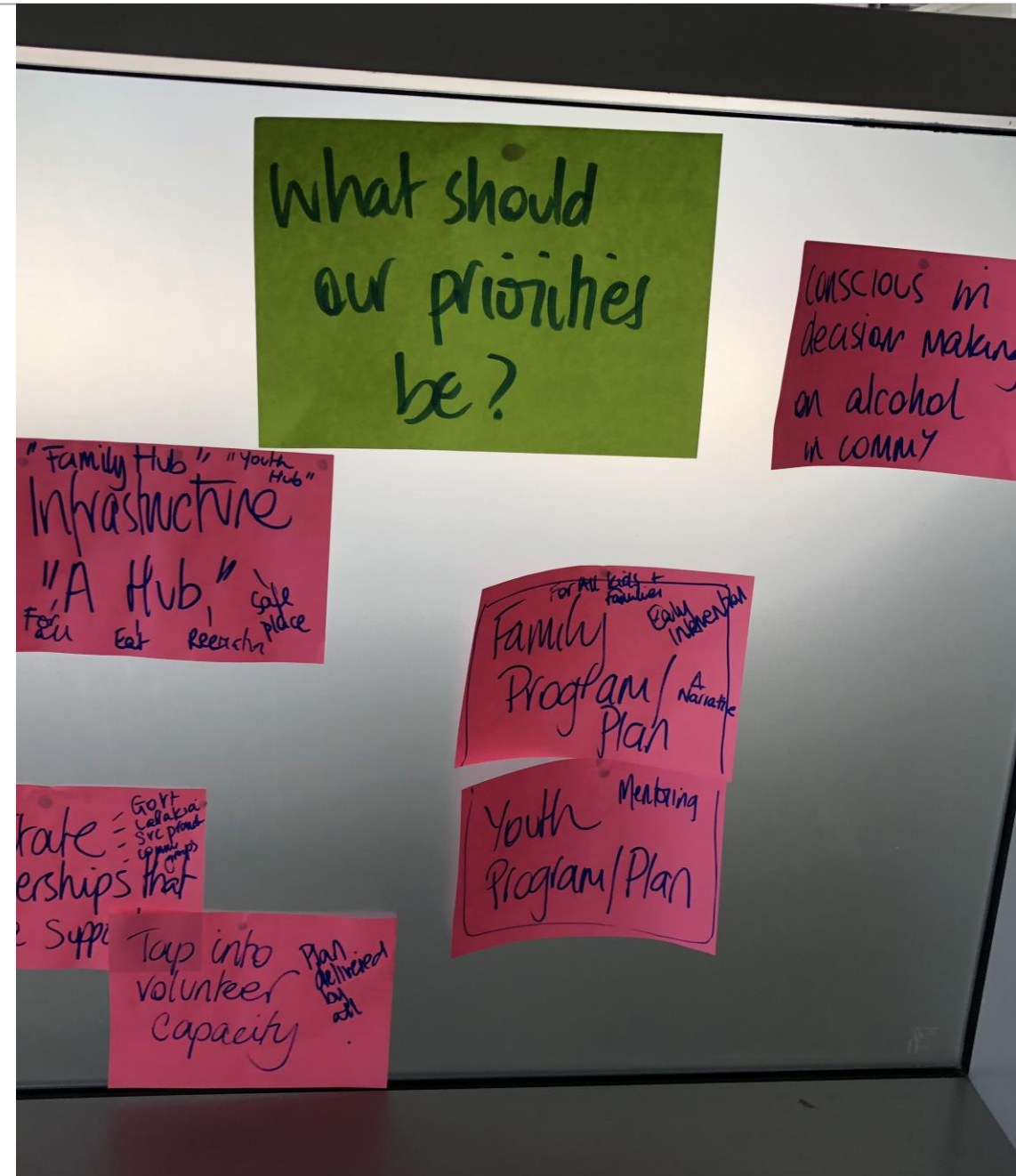
Community Plan

The Community Plan, which was adopted at the 1st Ordinary Council Meeting of 2 April 2019, created six outcomes for Council to work towards, with 14 objectives forming part of those outcomes.

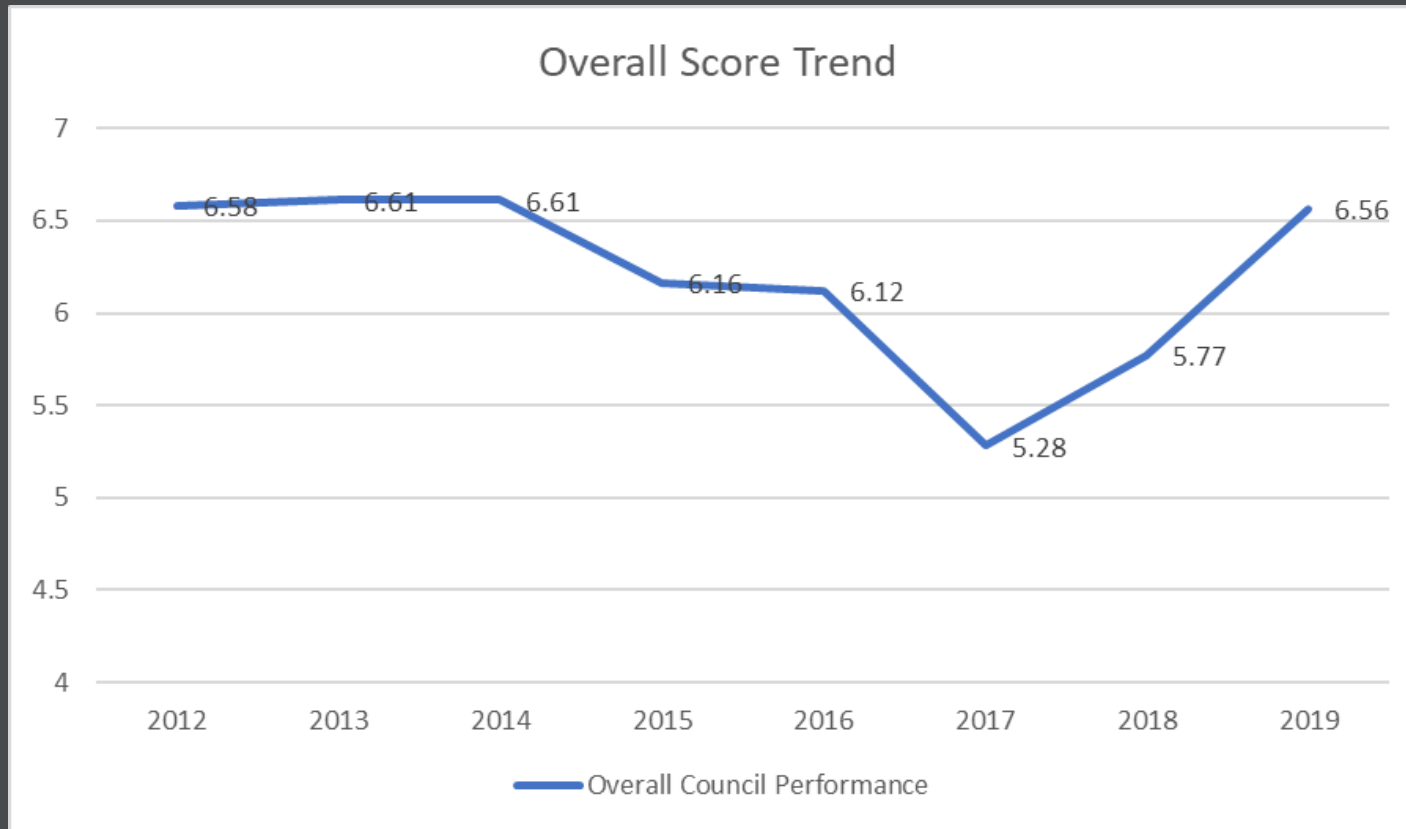
These six outcomes, with the scores below, are:

- Family and Community;
- Vibrant Economy;
- Cultural Diversity;
- A Future Focus;
- Environmental Sustainability; and
- Governance.

Key Area	Score
Family and Community	6.68 /10
Vibrant Economy	6.01 /10
Cultural diversity	7.04 /10
A Future Focus	6.70 /10
Environmental Sustainability	7.16 /10
Governance	6.01 /10
Total	6.56 /10



Overall Score Trend.



Family and community.

Overall, family and community performed well with an overall average of 6.67 out of 10. The highest performing aspect of the measure was 'maintaining parks and playgrounds' which averaged 7.26. This was followed by 'managing the Palmerston Swimming & Fitness Centre', which averaged 6.86.

Areas identified for improvement relate to family and community was 'advocating for the community in planning issues' which received an average score of 5.76 out of 10.


	Measure	Score
Performance in:	Managing Palmerston swimming & fitness centre	6.86
	Maintaining parks and playgrounds	7.26
	Providing and maintaining community halls	6.80
	Managing the Palmerston Recreation Centre	6.69
	Hosting enough quality community events	6.78
1.1	We focus on families	6.88
Performance in:	Advocating for the community in planning issues	5.76
	Providing animal management services	6.63
1.2	The wellbeing of our community is a focus for all of our work	6.19
Overall:		6.67 / 10



Vibrant Economy.

The outcome 'Vibrant Economy' achieved an average of 6.01 out of 10.

The Council's slogan, 'A place for people', received a low prompted awareness (37%), however residents agreed with the sentiment of the slogan with an average agreement score of 6.83 out of 10.



Measure		Score
Awareness of Council's slogan 'A place for people'		37%
Agreement that:	Palmerston is 'A place for people'	6.83
2.1	Improve Palmerston's image	37% 6.83
Agreement that:	Council has a long term vision for Palmerston economy	5.95
Performance in:	Supporting and attracting new and existing businesses	5.25
2.2	Palmerston's economic future is bright	5.60
Overall:		6.01 / 10

Cultural Diversity.

Cultural diversity is Council's second highest performing area in 2019 with an overall average score of 7.04. The provision of libraries and library services (8.20 average) has bolstered this score as it was the highest performing aspect in the performance question set. While still positive, the aspect identified for improvement was 'promoting art and culture', with an average of 6.28.

	Measure	Score
Performance in:	Supporting culturally diverse events	7.02
	Promoting art and culture (e.g. public art, murals, paving etc.)	6.28
	Providing libraries and library services to the community	8.20
3.1	To celebrate our rich culture and diversity	7.17
Performance in:	Providing recognition and support for our indigenous and multicultural community	6.68
3.2	Recognise and support diversity through our partnerships and leadership	6.68
Overall:		7.04 / 10



A Future Focus.

The outcome of a future focus received an average score of 6.70 out of 10. The aspects which performed best included 'maintaining drainage facilities' (7.37), 'maintaining roads' (7.31) and 'ensuring roads built by developers are fit for purpose' (7.10). The aspects identified for improvement include 'the flexibility of the City of Palmerston' (5.89) and 'supporting innovation in the business community' (5.65)


	Measure	Score
Performance in:	Supporting innovation in the business community	5.65
	Innovative is the City of Palmerston?	5.95
	Flexible is the City of Palmerston?	5.89
4.1	We support and foster innovation	5.83
Performance in:	Ensuring roads built by developers are fit for purpose	7.10
	Maintaining roads	7.31
	Ensuring footpaths built by developers are fit for purpose	7.07
	Maintaining footpaths	6.95
	Providing shared pathways	6.81
	Maintaining shared pathways	6.88
	Maintaining drainage facilities	7.37
4.2	Infrastructure is fit for purpose	7.07
Overall:		6.70 / 10



Environmental Sustainability.

Environmental Sustainability is Council's highest performing area in 2019 with an overall average score of 7.16. The best performing aspects of this area included 'kerbside waste collection' (8.02), 'providing and maintaining Archer Waste management facility' (7.78) and 'providing opportunities for recycle and reuse through the Pre-Cyclone Clean Up' (7.56).

	Measure	Score
Performance in:	Providing opportunities for recycle and re-use through the Pre-Cyclone Clean Up	7.56
5.1	Reduce our footprint on the environment	7.56
Performance in:	Managing gardens and nature reserves	7.27
	Maintaining Lakes	7.12
	Increasing shading and greening the city	6.27
5.2	Palmerston is a cool, shaded, green city	6.89
Performance in:	Kerbside waste collection	8.02
	Providing & maintaining Archer Waste Management Facility	7.78
	Promoting environmental sustainability	6.07
5.3	Encourage personal action and taking a leadership role	7.29
Overall:		7.16 / 10



Governance.

Governance achieved an overall average of 6.01 out of 10.

The best performing aspect in this outcome area was 'The City of Palmerston Council's effectiveness' which averaged 6.22.

Community consultation, namely 'providing residents the opportunity to comment on decision making and interact with council', was identified for improvement.

	Measure	Score
How:	Accountable is the City of Palmerston Council?	6.13
	Effective is the City of Palmerston Council?	6.22
6.1	Ensure we have a leading governance model	6.18
Performance in:	Providing you with the opportunity to comment on Council's decision making and interact with Council	5.63
6.2	Community is at the centre	5.63
	Achieving funding and getting things done by working in partnership with government and the community	6.05
6.3	Healthy working partnerships	6.05
Overall:		6.01 / 10





Importance Performance Matrix

ATTACHMENT A



Concentrate here
Aspects which appear in the upper left quadrant are important but not performing well enough

Keep it up
Aspects which appear in the upper right quadrant are important and they are performing well.

Importance



Low priority
Aspects which appear in the lower left quadrant are neither important nor are they performing well.

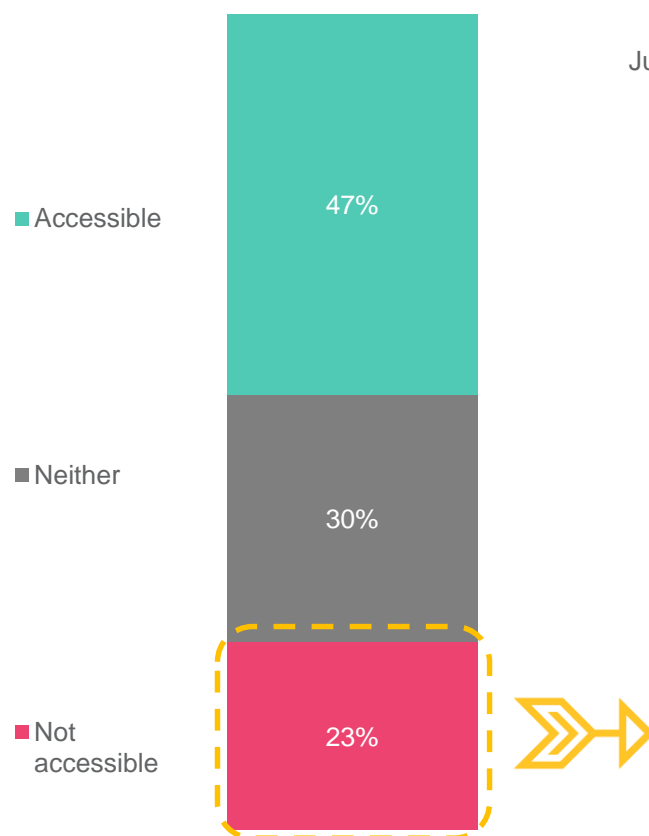
Possible overkill
Aspects which appear in the lower right quadrant are performing well but the importance is lower than average.

Performance

Accessibility (Elected members)

How accessible do you consider Council's Elected Members to be?

How could Elected Members be more accessible?



Those who indicated that Elected members are not accessible were asked how they could be more accessible. The most common response surrounded being more visible in the community and attending community events (33%).

Other responses were less specific and 15% of this group didn't know how elected members could become more accessible.

Q18. On a scale of 0 to 10, where 0 is not at all accessible and 10 is very accessible, how accessible do you consider Council's Elected Members to be?

All respondents, excluding those who responded 'can't say' (n=469)

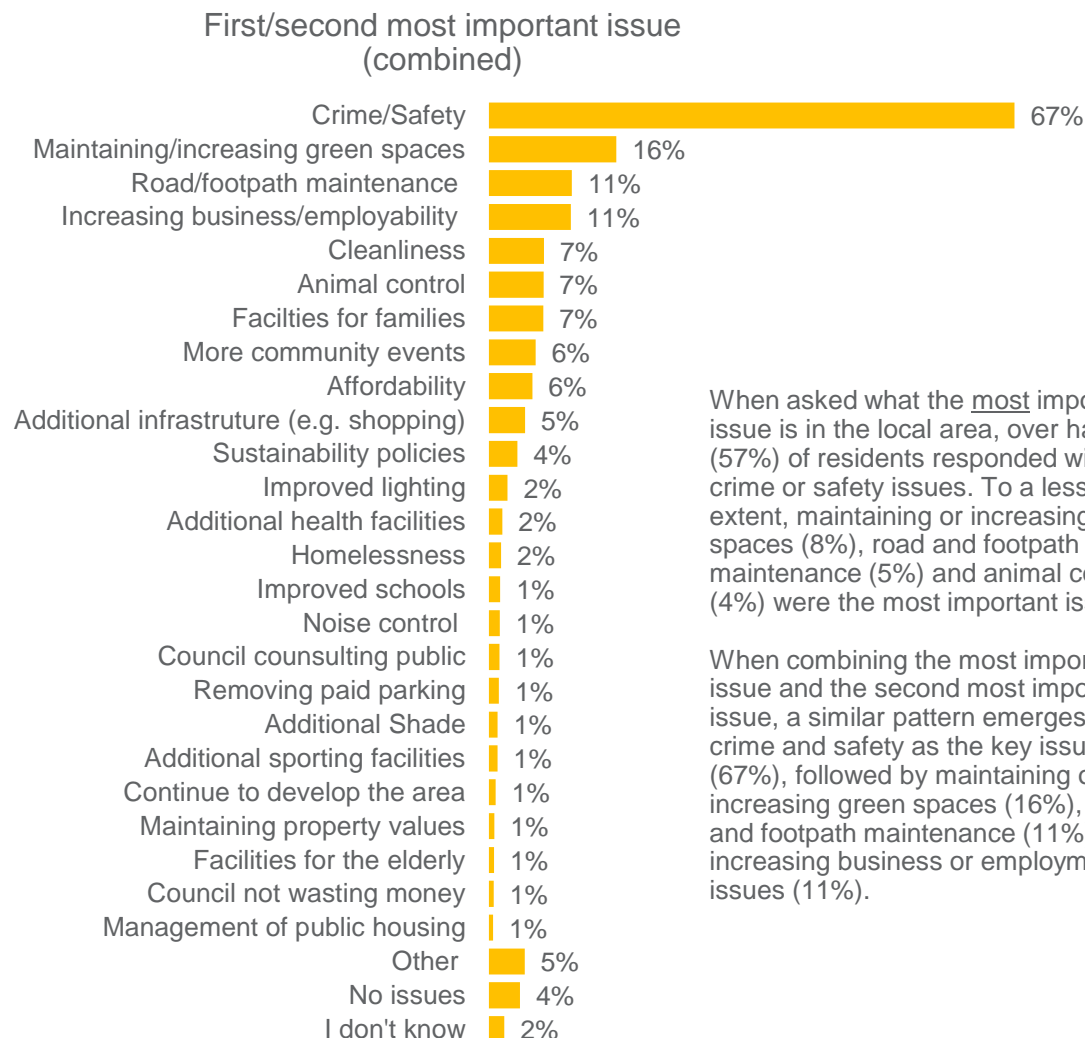
How could Elected members be more accessible?

Those who indicated that Council's Elected Members are not accessible (n=188)

Important issues (open)

What is the most / second most important issue to you, in your local area?

	Most important	Second
Crime/Safety	57%	20%
Maintaining/increasing green spaces	8%	10%
Road/footpath maintenance	5%	7%
Animal control	4%	4%
Facilities for families	3%	4%
Increasing business/employability	3%	8%
Cleanliness	3%	4%
Affordability	2%	4%
Additional infrastructure (e.g. shopping)	2%	3%
More community events	2%	5%
Sustainability policies	1%	3%
Facilities for the elderly	1%	0%
Noise control	1%	0%
Improved lighting	1%	2%
Improved schools	0%	1%
Additional health facilities	0%	1%
Removing paid parking	0%	1%
Council consulting public	0%	1%
Homelessness	0%	1%
Additional Shade	0%	1%
Continue development of the area	0%	1%
Additional sporting facilities	0%	1%
Other	5%	4%
No issues	4%	11%
I don't know	2%	7%



When asked what the most important issue is in the local area, over half (57%) of residents responded with crime or safety issues. To a lesser extent, maintaining or increasing green spaces (8%), road and footpath maintenance (5%) and animal control (4%) were the most important issues.

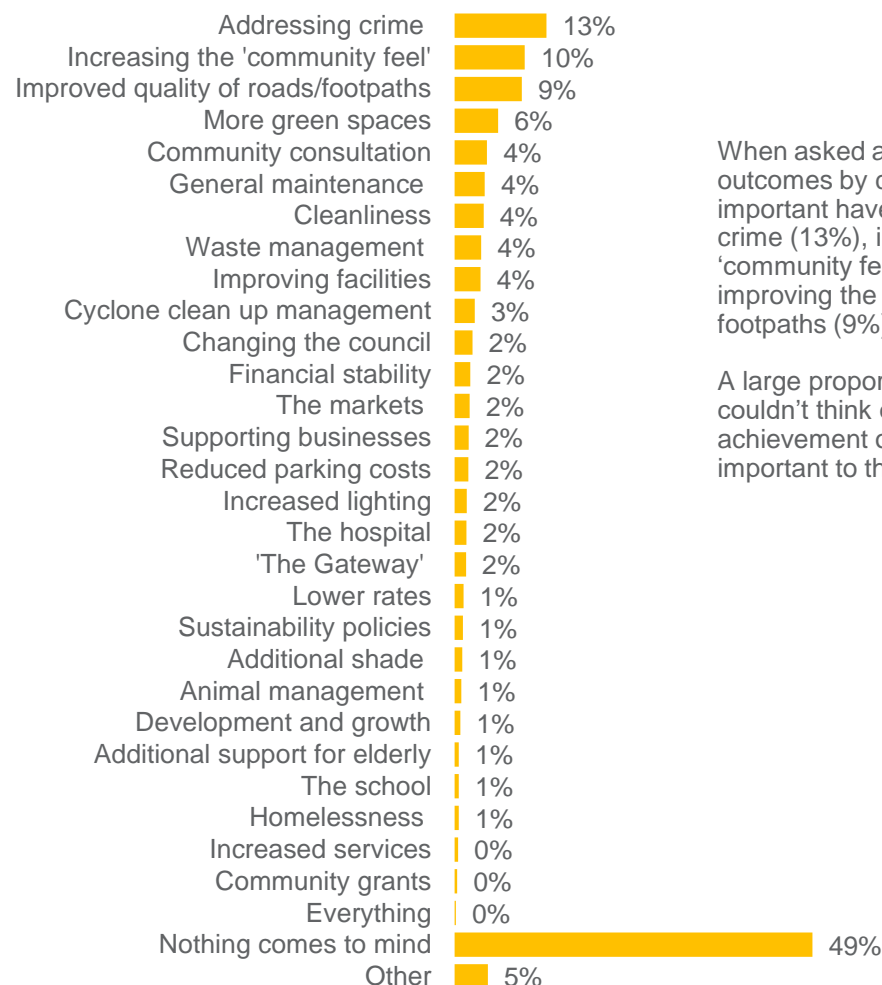
When combining the most important issue and the second most important issue, a similar pattern emerges with crime and safety as the key issue (67%), followed by maintaining or increasing green spaces (16%), Road and footpath maintenance (11%) and increasing business or employment issues (11%).

Important council achievements (open)

Thinking about the last 12 months, what achievement or outcome by council is most important to you?

	Most important achievement	Other achievements
Addressing crime (including building police station)	8%	7%
Improved quality of roads/footpaths	6%	4%
Increasing the 'community feel'	5%	5%
More green spaces	4%	2%
Consulting the public	3%	2%
Cleanliness	3%	1%
Changing the council	2%	0%
General maintenance	3%	2%
Cyclone clean up management	2%	1%
Waste management	2%	2%
Improving facilities	2%	2%
'The Gateway'	2%	<1%
Financial stability	1%	1%
The markets	1%	1%
Sustainability policies	1%	0%
Reduced parking costs	1%	1%
Increased lighting	1%	1%
Hospital	1%	1%
Additional shade	1%	<1%
Lower rates	1%	1%
The school	1%	0%
Increased services	<1%	0%
Homelessness	<1%	<1%
Animal management	<1%	<1%
Community grants	<1%	0%
Supporting businesses	<1%	2%
Everything	<1%	0%
Additional support for elderly	0%	1%
Development and growth	0%	1%
Other	3%	2%
Nothing comes to mind	49%	67%

Most/other important achievements (combined)

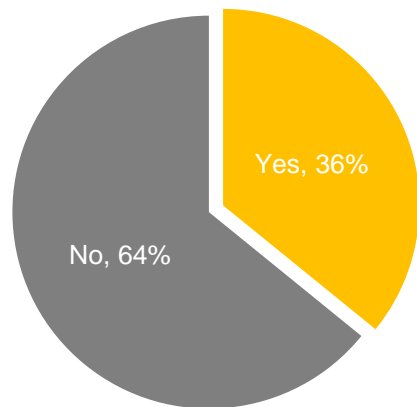


When asked about achievements or outcomes by council, the most important have been in addressing crime (13%), increasing the 'community feel' of the area and improving the quality of the roads and footpaths (9%).

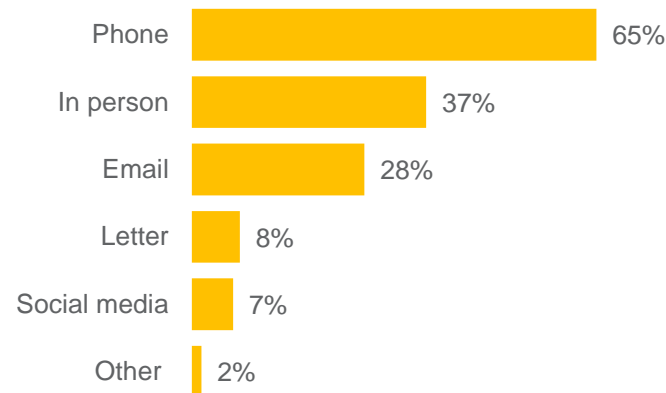
A large proportion (49%) of residents couldn't think of a particular achievement or outcome which was important to them.

Contact with council

Have you personally made or had contact with Council on a specific issue in the last year?



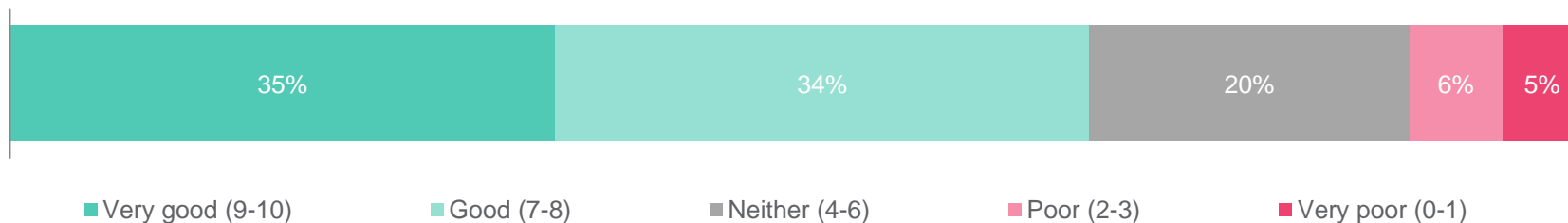
In the last year have these contacts been in person, by phone, via email, social media or letter?



A total of 36% of residents had personally made contact with council in the year prior. Those interactions were mostly via the phone (65%), in person (37%) or via email (28%).

The majority (69%) of those who had interacted with council considered the customer service delivery as good (34%) or very good (35%).

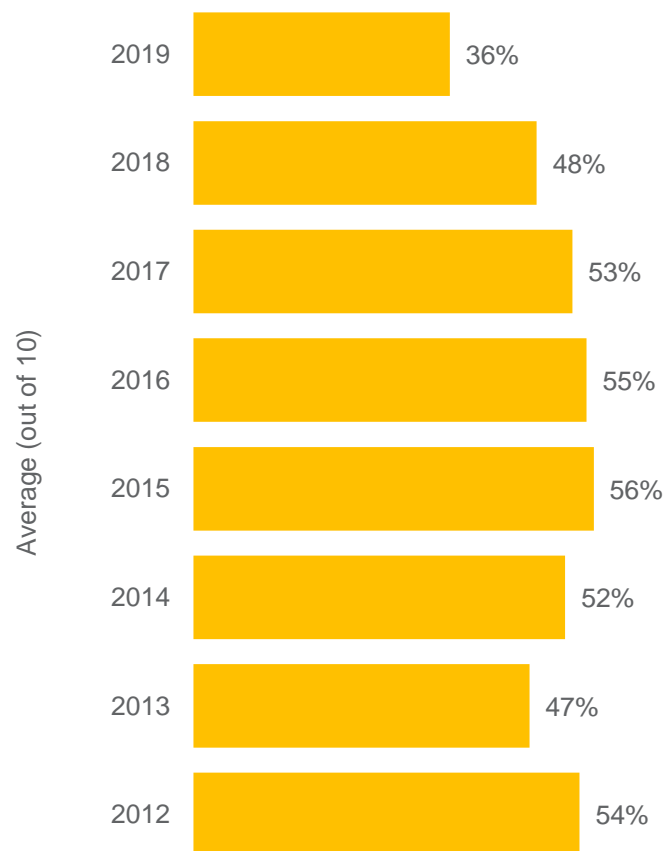
How would you rate the Council's customer service delivery when you dealt with them? (amongst those who have had contact with council)





Contact with council by year

Have you personally made or had contact with Council on a specific issue in the last year?



In the last year have these contacts been in person, by phone, via email, social media or letter?

	2019	2018	2017	2016	2015	2014	2013	2012
Phone	65%	66%	63%	62%	65%	67%	65%	61%
In person	37%	45%	53%	41%	47%	48%	46%	49%
Email	28%	36%	29%	28%	35%	22%	18%	20%
Letter	8%	9%	7%	6%	11%	13%	10%	13%
Social media	7%	NA	NA	NA	NA	NA	NA	NA
Other	2%	0%	3%	2%	1%	1%	1%	0%

Q19. Have you personally made or had contact with Council on a specific issue in the last year? Sample:

All respondents (n=601)

Q20. In the last year have these contacts been in person, by phone, via email, social media or letter?

Q21. Even though you may not have got the outcome you wanted, on a scale from 0 to 10, where 0 is Very poor and 10 is Very Good how would you rate the Council's customer service delivery when you dealt with them?

Sample: All respondents who had made or had contact with council in the past year (n=223)



AGENDA ITEM:	13.2.2
REPORT TITLE:	Community Benefit Scheme Sponsorship Applications
REPORT NUMBER:	9/0297
MEETING DATE:	17/09/2019
AUTHOR:	Community Services Officer, Tess Riches
APPROVER:	Acting Director Lifestyle and Community, Amelia Vellar

COMMUNITY PLAN

Family and Community: Palmerston is a safe and family friendly community where everyone belongs.

PURPOSE

The purpose of this report is for Council to consider two (2) requests for sponsorship which have been referred to Council in line with Council's Policy.

KEY MESSAGES

- Council provides funding through Community Benefit Scheme (CBS) to eligible community groups and organisations for activities which benefit the Palmerston Community.
- The AIAM 2019 National Workshop is an annual workshop delivered by the Australian Institute of Animal Management. AIAM have requested \$3,000 sponsorship for their annual National Workshop.
- The 2019 Northern Territory Children's Learning and Development Conference is a partnership between Child Australia and the Northern Territory Government. Child Australia have requested sponsorship for the conference within the range of \$2,500 - \$15,000.
- Both the workshop and conference will be held in Darwin, not within the Palmerston municipality.
- It is considered that neither workshop nor conference meet the criteria of direct benefit to the Palmerston community and therefore are not supported by staff.
- Council Policy requires that where sponsorships are in excess of \$2,000 that they be referred to Council for consideration.
- It is proposed that Council may support the AIAM conference via attendance of appropriate City of Palmerston Animal Management staff.
- Council could consider offering support of the Child Australia Conference through promotion to the professional sector through its Palmerston Kids Network (PKN) and the Palmerston and Rural Youth Services Network (PARYS).

RECOMMENDATION

1. THAT Report Number 9/0297 entitled Community Benefit Scheme Sponsorship Applications be received and noted.
2. THAT Council does not approve the sponsorship request from Australian Institute of Animal Management for the AIAM 2019 National Workshop.

3. THAT Council does not approve the sponsorship request from Child Australia for the 2019 Northern Territory Children's Learning and Development Conference.

BACKGROUND

Council provides funding through Community Benefit Scheme (CBS) to eligible community groups and organisations that offer activities, projects and services that assist Council to deliver on Palmerston's vision of "A Place for People".

CBS funding for organisations includes grants and sponsorships, with scholarships and donations, including representation support, which is also available to individuals.

The Grants, Donations Scholarships and Sponsorships Policy (FIN18) provides governance of CBS. Clause 4.11 of the policy requires all requests in excess of \$2,000 to be referred by the Chief Executive Officer to Council with a recommendation.

Council has received two sponsorship applications:

- AIAM request between \$2,500 - \$15,000 for the 2019 National Workshop to be held between the 23-25 October 2019 in Darwin; and,
- Child Australia request of \$3,000 for the 2019 Northern Territory Children's Learning and Development Conference, to be held on Saturday 19 October 2019 in Darwin.

This report presents both sponsorship applications to Council for consideration with a recommendation that the sponsorship is not approved for not meeting criteria.

DISCUSSION

2019 National Workshop (AIAM)

AIAM is the peak body for those working in Animal Management. The Institute seeks to support those engaged in the business of animal management through the annual workshop, which provides several professional development opportunities.

FIN18 4.1.1 states: All grants, donations and sponsorships must benefit the Palmerston community.

AIAM are requesting \$3,000 sponsorship for the annual workshop held in Darwin. The application is for Silver Sponsorship which includes the offer of one full conference registration, **Attachment A**.

Whilst this workshop gives Council staff the opportunity for professional development, sponsorship of the workshop held in Darwin City is not considered to provide direct benefit to the Palmerston community. Although this would benefit Council staff that is not the intention of the CBS which is created to benefit the wider Palmerston Community.

It is therefore recommended that this request for sponsorship not be supported. Management believe this conference could be supported by offering Council Animal Management staff the opportunity to attend, if deemed appropriate, with costs being met through the 2019/2020 operational budget for staff training and development.

2019 NT Children's Learning and Development Conference

Child Australia, in partnership with the Northern Territory Government, is presenting the 2019 Northern Territory Children's Learning and Development Conference, better known as 'Little People, Big Dreams'. This conference provides educators, teachers, academics, health professionals, policy makers and workers within the childhood learning and development sector with an opportunity to hear about latest research and innovations, and to interact with colleagues from across the Northern Territory.

The Conference is being supported by the Northern Territory Government and is planned to be held at the Darwin Hilton on 19 October 2019.

The request is for \$3,000, **Attachment B**.

Whilst this event is a good opportunity for professionals working within the childhood learning and development sector, the conference is being held in Darwin City and is not considered to provide broad benefit to the Palmerston community.

It is therefore recommended that this request for sponsorship not be supported by Council. It is proposed that Council may choose to offer support by promotion of the Conference to the professional sector, through the Palmerston Kids Network (PKN) and the Palmerston and Rural Youth Services Network (PARYS).

CONSULTATION PROCESS

The following City of Palmerston staff were consulted in preparing this report:

- Director Governance and Regulatory Services
- Manager Community Services

POLICY IMPLICATIONS

FIN18 Grants, Donations, Scholarships and Sponsorships Policy provides governance and outlines the support which is available through CBS. *FIN18* also includes criteria for sponsorship applications, including that all grants, donations, and sponsorship must benefit the Palmerston community. It further requires all requests in excess of \$2,000 be referred to Council with a recommendation.

BUDGET AND RESOURCE IMPLICATIONS

The Community Benefit Scheme budget for the 2019/2020 financial year is \$130,000. At the time of writing this report Council has awarded \$59,190 and \$70,810 remains unexpended. Attendance at the AIAM conference by Animal Management staff can be met with 2019/2020 operational budget for staff training and development.

RISK, LEGAL AND LEGISLATIVE IMPLICATIONS

Community may consider there are benefits; sponsorship of these events will reduce Council's capacity to fund other events which may provide direct benefit to the Palmerston Community.

ENVIRONMENT SUSTAINABILITY IMPLICATIONS

There are no environment sustainability implications for this report.

COUNCIL OFFICER CONFLICT OF INTEREST DECLARATION

We the author and approving officer declare that we do not have a conflict of interest in relation to this matter.

ATTACHMENTS

Attachment A: Australian Institute of Animal Management Sponsorship Application

Attachment B: Child Australia Sponsorship Application

APPLICATION FORM

SPONSORSHIP

REQUESTS OF ANY VALUE



city of
PALMERSTON

Organisation Name: Australian Institute of Animal Management

Contact Name: Brooke Rankmore

Position of Contact: Committee Member and Darwin Conference Organiser

Telephone: 0889481768

Mobile: 0418699627

Email: ceo@amrric.org

Postal Address: PO Box 4829, Darwin NT 0801

Account Name: Australian Institute of Animal Management

Account Number: 1042 5384

BSB: 063 595

Amount Requested: \$3,000

ABN: 70123365245

Activity Name: AIAM2019National W.shop Activity Date: 23-25 October 2019

Location of Activity: DoubleTree by Hilton, Darwin

ATTACHED WRITTEN APPLICATION WHICH INCLUDES:

- ☒ A copy of the Sponsorship Package which details all levels/categories of sponsorship including costs and benefits to City of Palmerston.

Funding of this proposed activity/event/item will benefit the Palmerston Community, by:

Exposing CoP Regulatory staff and management to the latest in Animal Management initiatives from across the country, leading to improved service.

and relates to the following goals and strategies in the City of Palmerston Municipal Plan:

Supporting Community Safety through improved Animal Management learning and Our People, through personal development opportunities for CoP staff.

Signed:



Date:

29/7/19

PLEASE RETURN COMPLETED FORM WITH ATTACHED APPLICATION TO THE CITY OF PALMERSTON

† In Person: Level 1, Civic Plaza, 1 Chung Wah Terrace, Palmerston

✉ PO Box 1 Palmerston NT 0831

☎ 8935 9922

✉ palmerston@palmerston.nt.gov.au

☎ 8935 9900

The City of Palmerston complies with the information Privacy Principles contained in the Information Act (NT). These principles protect the privacy of personal information collected and held by Council. Council's privacy statement is available from the City of Palmerston, Civic Plaza, 1 Chung Wah Terrace, or via our website on www.palmerston.nt.gov.au.

From: Brooke Rankmore <ceo@amrric.org>
Sent: Tuesday, 30 July 2019 10:38 AM
To: City of Palmerston <COP@palmerston.nt.gov.au>
Cc: Chris Kelly <Chris.Kelly@palmerston.nt.gov.au>
Subject: Sponsorship Request

To Whom it May Concern,

Please find a Sponsorship Application attached for the Australia Institute of Animal Management for our Annual Workshop to be held in Darwin from the 23-24th October 2019.

Based on previous discussions with Chris Kelly we have submitted an application for Silver Sponsorship (\$3,000) (see attached Supporter and Exhibitor Prospectus).

The Silver Sponsorship Category presented in the Supporter and Exhibition Prospectus includes an exhibition booth. As this is of limited value to Council Sponsors the Institute will offer an additional 2 (membership or early bird level) registrations on what is presented in the Prospectus for the Workshop. This would equate to 3 registrations as part of the Silver package.

The Sponsorship proposal relates to the following goals and strategies in the City of Palmerston Municipal Plan.

Supporting Community Safety

The Australian Institute of Animal Management is the peak body for those working in Animal Management. Local Government Animal Management Officers (AMOs) throughout Australia are engaged daily in community animal control and regulation work. Their job is to maximise community health, safety and amenity by minimising the negative social, environmental and financial impacts of inappropriately managed animals.

The provision of community animal control and regulatory services is an important and often difficult task.

The Institute seeks to support those engaged in the business of animal management by promoting:

- AMO training
- Consistency of legislation
- Recognition of the value of the AMO's role to society
- Support for AMOs from employers and community
- Consultation in the creation and development of legislation and workplace processes
- Resource and network availability and access
- Professionally operated Council shelter facilities with best practice animal care
- Strong healthy relationships with external stakeholders

Regulatory Services and in particular Animal Management are listed as key outputs under this initiative.

Our People

The AIAM Workshop will provide a variety of personal development opportunities for CoP Regulatory staff and management. Staff will be able to hear about advances and initiatives in Animal Management from across the country. The theme of this years' workshop is 'Our Animals, Our People, Our Community.'

Themes which will also be included in this year's program;

- Education and community engagement
- Cat Management
- Human psychology and behaviour
- Companion animal psychology and behaviour
- AMOs on the Ground

Additional training opportunities connected to the conference include a comprehensive 2 day Investigation workshop, defensive dog handling techniques, Animal Management Education delivery, Social Change and Cross-cultural training.


Dr. Brooke Rankmore PhD, BSc (Hon), FARLF

AIAM Committee Member

CEO – Animal Management in Rural and Remote Indigenous Communities

Mob 0418699627 | Darwin Office 08 8948 1768

ceo@amrric.org | G.P.O. Box 4829, Darwin NT 0801



Australian
Institute
of Animal
Management

TRADE EXHIBITION & SPONSORSHIP AT THE AIAM WORKSHOP 2019

Invitation to Support

The Australian Institute of Animal Management Committee (AIAM) invite you to be part of the 2019 AIAM Workshop by participating as either a supporter or exhibitor. The Workshop aims to attract between 100 and 150 delegates from all states and territories of Australia. The theme of this year's Workshop is 'Our Animals, Our People, Our Community'. As a conference supporter or exhibitor you will have ample opportunity to meet and interact with the delegates as well as directly promote your products and services within a relevant professional environment.

Who will be attending

The conference will attract people and agencies involved in the Delivery of Animal Management and Welfare from across Australia.

- Animal Management Officers (AMO's)
- Animal Management Education Officers
- Council Pound Managers and staff
- Animal Welfare organisations
- Animal Rehoming organisations
- Local Government and Regulatory Services Managers
- Policy Makers
- Any persons interested in Animal Management and Welfare

Local Government Animal Management Officers (AMOs) throughout Australia are engaged daily in community animal control and regulation work. Their job is to maximize community health, safety and amenity by minimizing the negative social, environmental and financial impacts of inappropriately managed animals. The provision of community animal control and regulatory services is an important and often difficult task.

**Double Tree by
Hilton Hotel
Esplanade Darwin
23-25 October 2019**



Sponsorship,
Advertising or Trade
Exhibition enquiries;

Brooke Rankmore,

brookent@aiam.org.au

0418 699 627

OR

melaniegld@aiam.org.au

AIAM Membership
enquiries;

AIAM Membership
Coordinator

brentonsa@aiam.org.au

AIAM.org.au

**PO Box 1015
Northam, WA 6401**

Support Benefits	Platinum \$10,000	Gold \$6000	Silver \$3000	Bronze \$1500	Dinner \$3300 1	Catering \$1650 2	Cocktail \$2500 1	Keynote \$1100 1
Package Limit (if applicable)								
PRE-CONFERENCE RECOGNITION								
Logo on conference website	•	•	•	•	•	•	•	•
Link from conference website to supporter's website	•	•						
Acknowledgement on front cover of print materials	•	•						
Acknowledgement of sponsorship on conference social media	•	•	•	•	•	•	•	•
Logo on conference correspondence; delegate letters and invoices	•							
ON-SITE RECOGNITION								
Exhibition space	3x3m Booth Premium location	3x2m Booth Premium location	3x2m Shell Booth	3x2m Shell Booth				
Full conference registrations	• (three)	• (two)	• (one)	• (one)	• (one)	• 1/2price registration	• (one)	• 1/2price registration
Supporter's banner (push-up) on the main conference stage	•	•						
Keynote presenter sponsor level included								
Advertisement in conference program, artwork to be supplied by sponsor	• (full page)	• (half page)	• (half page)					
Supporter's logo on front cover of conference program	•	•						
Opportunity to address delegates in a presentation slot at the workshop	• (10 min)	• (5 min)	• (3 min)	• (3 min)	• (3 min)	• (3 min)	• (3 min)	• (3 min)
Verbal acknowledgement of sponsorship	•	•	•	•	•	•	•	•
Supporter's logo on PowerPoint slide and rear cover of program	•	•	•	•	•	•	•	•
Supporter's logo rotating between session on PowerPoint	•	•	•	•	•	•	•	•
Naming rights to conference dinner with table of 6 guests					•			
Five minute welcome address at the dinner					•			
Supporter's banner displayed at conference dinner and on dinner menu					•			
Supporter's banner displayed at cocktail event							•	
Supporters banner displayed during catering on day of sponsorship						•		
Supporter's logo with keynote presenters biography in brochures								•
Satchel insert (up to A4 size)	• (two)	•	•	•	•	•	•	•
Delegate list (name and organisation - subject to privacy)	•	•	•	•	•	•	•	•

Satchel insert

Promote your products and services individually to each delegate. Your organisation's promotional item (up to A4 size) can be inserted into each of the delegate satchels. Brochures are restricted to 4 pages of A4 size. Other items priced on application.

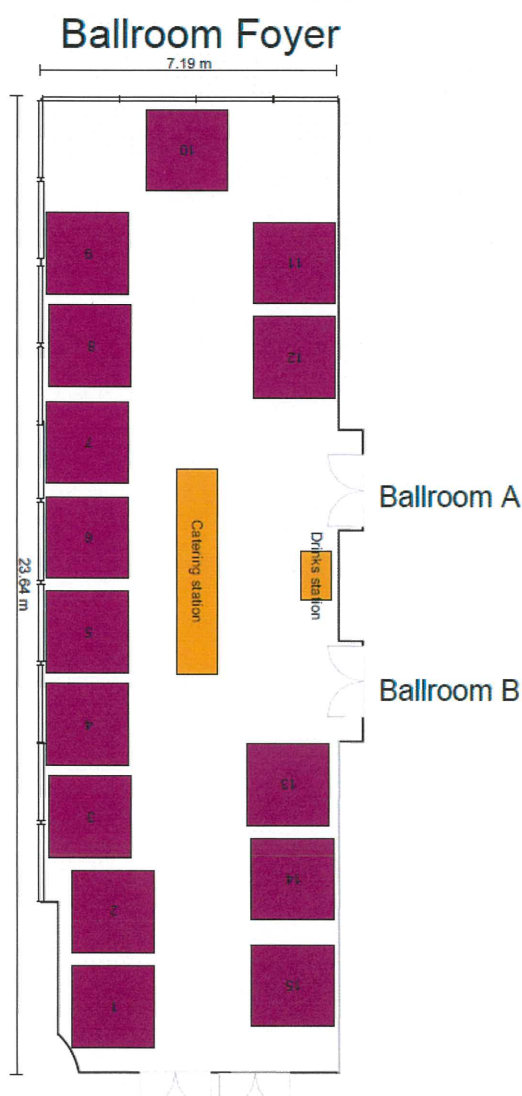
Satchel inserts \$220.00

Personalised packages

If your organisation would like to support this conference and our packages do not meet your needs and/or budget please contact the Conference Secretariat and we will endeavour to arrange a package that meets your criteria and budget.

Workshop and Exhibition Venue Exhibition Centre

Example layout only




Exhibition

Exhibiting offers your organisation the unique opportunity to interact with delegates working in Animal Management and Welfare.

Where programmed at the conference venue, conference catering; morning tea, lunch and afternoon tea, will be held in the exhibition area to ensure maximum exposure to the conference attendees.

The organising committee has designed a floor plan that will provide maximum exposure for exhibitors and also encourage delegates to move freely through the exhibition. The conference programming will ensure that each day there is ample time for exhibitors to meet and network with delegates. Exhibiting at the conference is the perfect, cost-efficient means to capture Animal Management workers in one location.





Australian
Institute
of Animal
Management

APPLICATION

SUPPORT AND EXHIBITION BOOKING FORM

Personal Details

Title: Mr/Mrs/Ms/Dr/Prof First Name: _____

Family Name: _____

Organisation: _____

Position: _____

Address: _____

Suburb: _____

State: _____ Post Code: _____

Email: _____

Telephone: (____) _____ Fax: (____) _____

Mobile: _____

Support Type

I/we wish to apply for the

_____ support package at

\$ _____.

Please provide a logo and preferred advertising wording with application

!

Payment Details

payment must be in Australian dollars

On receipt of this application, an acknowledgement and a tax invoice will be provided for payment.

Cheque

(Payable to AIAM Inc.)

AMOUNT ENCLOSED:

\$ _____

Direct Deposit

Account Name: AIAM Inc.

Bank: CBA Keysborough

BSB: 063 595

Account No: 1042 5384



Conditions of sponsorship

- Sponsorships are accepted at the discretion of the Committee of AIAM
- AIAM reserves the right to alter these conditions if warranted due to changed circumstances and without prior notice to the sponsor
- AIAM will have final determination of any display content or arrangements in so far as it may affect the overall presentation and conduct of any publications and/or the website
- Information provided in this document is correct at the time of going to print
- AIAM is not responsible for the statements made in its publications by contributors or advertisers
- Unless otherwise stated, material in AIAM newsletters does not reflect the endorsement, official attitude or position of AIAM
- Advertisers are responsible for complying with the *Trade Practices Act 1974*



Advertising in e-Phoenix (AIAM e-newsletter)

The Institute produces 4 e-newsletters (the e-Phoenix) annually, distributed in March, June, September and December. (Please note that additional newsletters may be circulated in the lead up to our annual Workshop each year)

The e-Phoenix's layout offers an excellent advertising opportunity for interested organisations.

Advertising in e-news:

Banner advertisement
incl. GST

\$200 1 issue

OR

\$750 4 issues

DOC ID: 386631

APPLICATION FORM

SPONSORSHIP

REQUESTS OF ANY VALUE


 city of
PALMERSTON

Organisation Name: Child Australia

Contact Name: Vanessa Wooldridge

Position of Contact: Executive Assistant

Telephone: 1300 66 11 64

Mobile: 0438 992 544

Email: vanessaw@childdaustralia.org.au

Postal Address: 38 Woods Street Darwin NT 0800

Account Name: Child Australia

Account Number: 701979

BSB: 036078

Amount Requested: \$2,500 - \$15,000

ABN: 61986879146

Activity Name: Little People Big Dreams

Activity Date: 19 October 2019

Location of Activity: Hilton Darwin

ATTACHED WRITTEN APPLICATION WHICH INCLUDES:

- ☒ A copy of the Sponsorship Package which details all levels/categories of sponsorship including costs and benefits to City of Palmerston.


Funding of this proposed activity/event/item will benefit the Palmerston Community, by:

Investing in upskilling people working with children to develop skills, capacity and resilience. Local jobs within the community.

and relates to the following goals and strategies in the City of Palmerston Municipal Plan:

A Future Focus, Family and Community, Vibrant Economy, support local organisations.


Signed:



Date:

18.7.2019

PLEASE RETURN COMPLETED FORM WITH ATTACHED APPLICATION TO THE CITY OF PALMERSTON

 In Person: Level 1, Civic Plaza, 1 Chung Wah Terrace, Palmerston

 PO Box 1 Palmerston NT 0831

 8935 9922

 palmerston@palmerston.nt.gov.au

 8935 9900

The City of Palmerston complies with the information Privacy Principles contained in the *Information Act* (NT). These principles protect the privacy of personal information collected and held by Council. Council's privacy statement is available from the City of Palmerston, Civic Plaza, 1 Chung Wah Terrace, or via our website on www.palmerston.nt.gov.au.



2019 Northern Territory Children's Learning and Development Conference

SPONSORSHIP PROSPECTUS

Saturday 19 October 2019
Hilton Darwin, Northern Territory
lpbdconference.com.au

Little People Big Dreams



Invitation

Child Australia, in partnership with the Northern Territory Government, is proud to announce the 2019 Northern Territory Children's Learning and Development Conference, better known as the *Little People, Big Dreams*.

Building on the success of last year's Conference, 2019 will be bigger and better!

This Conference provides participants with a range of national and local presentations that will highlight innovation, the latest research and best practice, and opportunities to interact with colleagues from across the NT.

This Conference is the largest gathering in the Northern Territory of thought leaders, educators, teachers, academics, health professionals, policy makers, and other critically important practitioners and contributors in childhood learning and development.

Sponsorship of the Conference provides an opportunity to align your organisation to the significant importance of children's learning and development.

In addition to the many sponsorship categories there is scope for sole sponsorship of specific aspects that we are happy to negotiate on an individual basis.

Why Get Involved?

- Demonstrate your commitment to the learning and development of children in the NT
- Gain visibility across this sector for your organisation's brand
- Showcase your programs, services or products, and as a platform to launch new initiatives
- Reach your audience in a cost effective way
- Network directly with decision makers within the sector
- Develop new partnerships and opportunities

We look forward to you advancing your presence within the childhood learning and development sector... because together we can truly change the trajectory of a child's life.

Tina Holtom
Chief Executive Officer, Child Australia
Conference Organisers



Enriching children's lives since 1987

Child Australia is dedicated to improving developmental outcomes for children through education, early childhood services, family support and advocacy

Our mission is to develop the capacity of the early childhood education and care sector, families and the community to support children's wellbeing, learning and development.

We have a vision of a community where children grow, thrive and reach their full potential.



Conference Venue

Overlooking Darwin Harbour, Hilton Darwin offers fabulous Esplanade views and an ideal conference location in the heart of the city offering modern, multi award winning facilities that consistently deliver outstanding customised event experiences, first-class food and excellent personalised customer service. Moments from Bicentennial Park, access to the hotel is easy with Darwin International Airport a 15-minute drive away and the Stuart Highway nearby.

Return on Investment

The Conference offers you the opportunity to promote your business and reach a broad national audience.

Sponsorship of the Conference demonstrates a level of commitment and support that will be openly displayed and widely acknowledged. A range of promotional opportunities are available, including branding in printed and electronic Conference materials and on the Conference website.

We can provide your organisation with many benefits to ensure your sponsorship investment is of high value to your business. These benefits include, but are not limited to:

- Exposure for your company through Conference marketing collateral
- Access to your target markets
- Increased brand awareness
- An opportunity to test or showcase a new or existing product
- Differentiating your company from your competitors
- Networking opportunities

Major Sponsor

\$15,000 (inc GST)


- Opportunity to provide a 5 minute address to delegates in the Conference opening plenary
- Sponsorship of a Keynote Speaker
- 8 full complimentary registrations
- Complimentary display table in the Market Place
- Verbal acknowledgement at the Conference opening and closing as the Major Sponsor
- Logo and acknowledgement as the Major Sponsor in all Conference marketing initiatives
- Logo and acknowledgement as the Major Sponsor on the Conference website with links to your website
- Logo on slide presentations throughout the Conference
- Sponsor-supplied signage prominently displayed in the plenary theatre and registration area

Gold Sponsor

\$10,000 (inc GST)

- 4 full complimentary registrations
- Complimentary display table in the Market Place
- Verbal acknowledgement at the Conference opening and closing as the Gold Sponsor
- Logo and acknowledgement as the Gold Sponsor in all Conference marketing initiatives
- Logo and acknowledgement as the Gold Sponsor on the Conference website with links to your website
- Logo on slide presentations throughout the Conference
- Sponsor-supplied signage prominently displayed in the registration area





Silver Sponsor

\$5,000 (inc GST)

- 2 full complimentary registrations
- Logo and acknowledgement as the Silver Sponsor in all Conference marketing initiatives
- Logo and acknowledgement as the Silver Sponsor on the Conference website with links to your website
- Logo on slide presentations throughout the Conference
- Sponsor-supplied signage prominently displayed in the registration area

Bronze Sponsor

\$2,500 (inc GST)


- 1 full complimentary registration
- Logo and acknowledgement as the Bronze Sponsor in all Conference marketing initiatives
- Logo and acknowledgement as the Bronze Sponsor on the Conference website with links to your website
- Logo on slide presentations throughout the Conference

The Market Place (Expo)

\$750 (inc GST)

A comprehensive Exhibition will run concurrently with the Conference program. The Exhibition will provide excellent opportunities to directly network with delegates and showcase your brand, products and services.

- Dedicated space with trestle tables, cloths and 2 chairs
- Recognition as a Market Place participant with logo and organisation name on Conference website
- 1 full complimentary registration, including catering



Sponsorship & Exhibition Booking Form

2019 Little People Big Dreams Conference, Saturday 19 October 2019

Conference Account Manager
Child Australia
PO Box 406 BELMONT WA 6984

P: 1300 66 11 64
E: lpbd19@childaustralia.org.au
W: www.lpbdconference.com.au

Organisation name (for marketing purposes):	
Organisation name (for invoicing purposes):	
Name of Main Contact:	
Position:	
Postal Address:	
State:	Postcode:
Tel:	
Email:	
Website:	

A. SPONSORSHIP PACKAGE(S) REQUESTED

COST \$

- | | |
|---------|-------|
| 1. | |
| 2. | |

B. EXHIBITION SPACE ☐

\$750.00 (inc GST)

AMOUNT PAYABLE A & B

A\$

PAYMENT DETAILS All bookings under \$5,000 must be paid by credit card. The full amount will be charged at time of booking.

☐ MasterCard ☐ Visa Card

Credit card number: _____/_____/_____/_____

Expiry Date: ____/____ Name on Card: _____

CCV: _____

☐ We wish to pay via EFT. Bank details will be provided by the Conference Managers with a Tax Invoice (amounts over \$5,000 only)

Yes, I have read and agree to the Booking Terms and conditions on the following page.

Authorised by: _____

Date: _____ Signed: _____

SEE OVER FOR TERMS AND CONDITIONS ►

SPONSORSHIP BOOKING TERMS & CONDITIONS

1. Where appropriate, Goods & Services Tax (GST) is applicable to all goods and services offered by the Conference Managers and all prices in this document are inclusive of the GST. GST is calculated at the date of publication of this document. The Conference Managers reserve the right to vary the quoted prices in accordance with any movements in the legislated rate of the GST.
2. Sponsorship will be allocated only on receipt of a signed Booking Form and Booking Terms & Conditions. A letter of confirmation will be provided to confirm the booking, together with a tax invoice for the required payment. Payment is payable by **7 September 2019**. Payments for sponsorship of \$5,000 and under will be required to be paid by credit card and will be charged the full amount.
3. All monies are payable in Australian dollars.
4. All monies due and payable must be received by the Conference Managers prior to the event. No organisation will not be listed as a sponsor in any official conference material until full payment and a booking form have been received by the Conference Managers.
5. If sponsorship payment is not received by **7 September 2019** you will receive an email notifying you that the authorised credit card supplied on the booking form will be charged the remaining unpaid amount.
6. **CANCELLATION POLICY:** Should a cancellation be made prior to payment being made, 100% of the amount payable will be applied as the cancellation fee. The Conference Managers will issue an invoice which will be payable within seven (7) days. After Sponsorship has been confirmed and accepted, a reduction in Sponsorship is considered a cancellation and will be governed by the above cancellation policy.
7. No sponsor shall assign, sublet or apportion the whole or any part of their sponsorship package except upon prior written consent of the Conference Managers.
8. Sponsorship monies will facilitate towards the successful planning and promotion of the conference in addition to subsidising the cost of management, communication, invited speakers, program and publications. Sponsorship monies are not expended on any entertainment incurred which is incidental to the activities of the Conference.
9. Sponsorship entitlements including organisation logo on the conference website and other marketing material will be delivered only after receipt of the required deposit or full payment.
10. Delegate List may be used by the Sponsor for contacting Conference delegates only. The list must not be used for the purpose related to future Conferences and shall not be transferred in whole or in part to any Third party. The delegate list can be used up to a twelve-month period from the start date of the Conference.
11. Privacy Statement – YES, I consent to my details being shared with suppliers and contractors of the event to assist with my participation, being included in participant lists and for the information distribution in respect to other relevant events organised by Child Australia.
☐ NO, I do not consent.

EXHIBITION BOOKING TERMS & CONDITIONS

1. Where appropriate, Goods & Services Tax (GST) is applicable to all goods and services offered by the Conference Managers and all prices in this document are inclusive of the GST. GST is calculated at the date of publication of this document. The Conference Managers reserve the right to vary the quoted prices in accordance with any movements in the legislated rate of the GST.
2. Exhibition display tables will be allocated only on receipt of signed Booking Form and Booking Terms & Conditions. Preferred booth allocation is subject to availability and change. A letter of confirmation will be provided to confirm the booking, together with a tax invoice for the required payment. The Payment is due and payable by **7 September 2019**. Applications received after **7 September 2019** must include full payment. Payments for exhibition of \$5,000 and under will be required to be paid by credit card and will be charged the full amount.
3. **All monies are payable in Australian dollars.**
4. All monies due and payable must be received by the Conference Managers prior to the event. No exhibitor will be allowed to begin move-in operations or be listed as an exhibitor in the on-site publications until full payment and a booking form have been received by the Conference Managers.
5. If exhibition payment is not received by **7 September 2019** you will receive an email notifying you that the authorised credit card supplied on the booking form will be charged the remaining unpaid amount.
6. Public and Product Liability insurance to a minimum of A\$20 million must be taken out by each exhibitor at their own expense. A copy of the organisation's public and product liability certificate must be submitted to the Conference Managers at the time of submitting their booking form or by no later than **7 September 2019**.
7. **CANCELLATION POLICY:** Should a cancellation be made prior to payment being made, 100% of the amount payable will be applied as the cancellation fee. The Conference Managers will issue an invoice which will be payable within seven (7) days. After space has been confirmed and accepted, a reduction in space is considered a cancellation and will be governed by the above cancellation policy. Reduction in space can result in relocation of exhibit space at the discretion of the Conference Managers. Any space not claimed and occupied by the official exhibitor bump-in time will be reassigned without refund.
8. The Conference Managers reserve the right to rearrange the floor plan and / or relocate any exhibit without notice. The Conference Managers will not discount or refund for any facilities not used or required.
9. If the exhibitor intends to install a custom-built stand, the Conference Managers must be advised, and such advice must include full details and stand dimensions. This information must be received no later than **7 September 2019**. All display construction requires the approval of the Conference Managers and venue management. A pro rata fee will apply if any construction occupies space outside the specified space as indicated on the floor plan.
10. No exhibitor shall assign, sublet or apportion the whole or any part of their booked space except upon prior written consent of the Conference Managers.
11. Delegate List may be used by the Exhibitor for contacting Conference delegates only. The list must not be used for the purpose related to future Conferences and shall not be transferred in whole or in part to any Third party. The delegate list can be used up to a twelve-month period from the start date of the Conference.
12. Privacy Statement – YES, I consent to my details being shared with suppliers and contractors of the event to assist with my participation, being included in participant lists and for the information distribution in respect to other relevant events organised by Child Australia.
☐ NO, I do not consent.

AGENDA ITEM:	13.2.3
REPORT TITLE:	Trial of Laneway Treatments – Update September 2019
REPORT NUMBER:	9/0304
MEETING DATE:	17/09/2019
AUTHOR:	Manager Growth and Sustainability, Rebecca de Vries
APPROVER:	Director City Growth and Operations, Kathy Jarrett

COMMUNITY PLAN

Family and Community: Palmerston is a safe and family friendly community where everyone belongs.

PURPOSE

This report seeks to provide Council with an update on the outcomes of the laneway treatment trial.

KEY MESSAGES

- Council undertook an evidence-based trial to evaluate different treatments in laneways in Palmerston including night-time closure, lighting, motion sensors and the installation of hoop bollards to discourage the occurrence of crime and anti-social behaviour. This was progressed in a staged approach and sought to be informed by community feedback and police data.
- Council received data from police and have compared this with the feedback received during consultation to assist with the evaluation of the treatments.
- The consultations indicate that the community consider the treatments had little effect in discouraging crime or anti-social behaviour.
- Furthermore, it is unclear whether the treatments influenced crime or anti-social behaviour with data obtained from police not demonstrating any significant difference in the number of incidents within the vicinity of the laneways. These results could have been influenced by the trial itself, noting that Council encouraged residents to report incidents to police.
- It is recommended that Council continue with the current trial, as well as trial temporary full-time closure in some laneways.
- It is also recommended that Council develop and consult on a draft policy to guide the decision making for laneway treatments, including permanent closures.

RECOMMENDATION

1. THAT Report Number 9/0304 entitled Trial of Laneway Treatments – Update September 2019 be received and noted.
2. THAT Council continue with the existing trial for the laneways as follows and as detailed within Report Number 9/0304 entitled Trial of Laneway Treatments – Update September 2019:
 - Helio Court to Sibbald Park
 - Gumnut Way to Livistona Park
 - Livistona Park to Melastoma Drive
 - Staghorn Court to Livistona Park

- Priest Circuit to Phineaus Court
 - Bonson Terrace to Staghorn Court
 - Staghorn Court to Gumnut Way
3. THAT Council continue the existing trial of night-time closure for the following laneways (as detailed in Report Number 9/0304 entitled Trial of Laneway Treatments – Update September 2019) as well as trial the temporary full-time closure of the laneways subject to the outcomes of additional community consultation (to be conducted during October 2019) indicating support for the closure:
- Politis Court to Strawbridge Park
 - Politis Court to Strawbridge Crescent
4. THAT a report be presented to Council at the second Ordinary Meeting in March 2020 detailing the outcomes of the further trial as outlined within Report Number 9/0304 entitled Trial of Laneway Treatments – Update September 2019 including a draft policy to guide decision making on laneway treatments including the option of closures.

BACKGROUND

At the 1st Ordinary Council Meeting of 2nd October 2018 Council made the following decisions:

13.2.2 Trial of Laneway Treatments

9/0091

THAT Report Number 9/0091 entitled Trial of Laneway Treatments be received and noted.

THAT Council endorse implementing trial laneway treatments as identified in Report Number 9/0091 entitled Trial of Laneway Treatments and summarised as follows:

Laneway Location	Suburb	Summary of Trial Details
Six (6) laneways that connect Bonson Terrace, Staghorn Court, Gumnut Way and Melastoma Drive	Moulden	<ul style="list-style-type: none"> - Laneway lighting upgrades - Crime Prevention Through Environment Design (CPTED) Assessment
Two (2) laneways that connect Politis Court and Strawbridge Crescent	Moulden	<ul style="list-style-type: none"> - Laneway closure trial - Consultation to occur - Consultation and Technical assessment to inform closure type
One (1) laneway that occurs at Helio Court Cul-de-sac head	Woodroffe	<ul style="list-style-type: none"> - Laneway closure trial - Consultation to occur - Consultation and Technical assessment to inform closure type
Phineaus Court and Priest Circuit	Gray	<ul style="list-style-type: none"> - Laneway lighting upgrades - Crime Prevention Through Environment Design (CPTED) Assessment

THAT a report outlining the outcomes and findings of the Trial Laneway Treatments be presented to Council at the 2nd Ordinary Meeting in June 2019.

CARRIED 9/0561 – 02/04/2019

As part of Stage 1, Council undertook three weeks of public consultation between 14 February 2019 and 11 March 2019 and the feedback received indicated that although there are antisocial behaviour issues, these laneways are used by members of the community for access and recreational purposes.

At the 1st Ordinary Council Meeting of 2nd April 2019 Council made the following decisions:

13.2.3 Trial of Laneway Treatments – Update April 2019

9/0205

THAT Report Number 9/0205 entitled Trial of Laneway Treatments – Update April 2019 be received and noted.

THAT a report outlining the outcomes and findings of the Trial Laneway Treatments be presented to Council at the 2nd Ordinary Meeting in September 2019.

CARRIED 9/0561 – 02/04/2019

These treatments have now been in place for several months and as part of Stage 2, Council has sought further feedback from the community on these treatments, along with obtaining police data on the number of incidents to help evaluate the benefit of these treatments.

DISCUSSION

The treatments which were installed across each of the laneways is provided in the table below. They are further shown in **Attachment A** as to their location and pictures:

Laneway	Treatment	Installation date
Helio Court to Sibbald Park	Night-time closure (9:30pm-6:30am)	1 April 2019
Politis Court to Strawbridge Park	Night-time closure (9:30pm-6:30am) Hoop bollards (one end of laneway)	1 April 2019 7 June 2019
Politis Court to Strawbridge Crescent	Night-time closure (9:30pm-6:30am) Hoop bollards (one end of laneway)	1 April 2019 7 June 2019
Gumnut Way to Livistona Park	Lighting upgrade with motion sensor Hoop bollards (one end of laneway)	21 May 2019 7 June 2019
Livistona Park to Melastoma Drive	Lighting upgrade with motion sensor Hoop bollards (one end of laneway)	21 May 2019 7 June 2019
Staghorn Court to Livistona Park	Lighting upgrade with motion sensor	21 May 2019
Priest Circuit to Phineaus Court	Lighting upgrade	6 June 2019
Bonson Terrace to Staghorn Court	Lighting upgrade	6 June 2019
Staghorn Court to Gumnut Way	Lighting upgrade with motion sensor Hoop bollards (both ends of laneway)	6 June 2019
Priest Circuit to Emery Avenue	Lighting upgrade with motion sensor	12 June 2019
Manson Court to Bonson Terrace	Lighting upgrade	12 June 2019

The laneways with motion sensors are dimmed down to 20 percent, and increase to 100 percent when motion has been detected.

The hoop bollards have been installed as a deterrent for motorbikes which have been unlawfully travelling through the laneways. These bollards have also been designed to ensure accessibility to the laneway.

To gauge the effectiveness of the treatments, Council has collected data from a range of sources including consulting with the community and data provided from police.

Consultation results

Consultation for this project was progressed in two stages. Stage 1 gathered feedback on the issues experienced in laneways and how residents use the laneways before the treatments were put in place.

After the treatments had been in place for several months, Council progressed with the second round of consultation. This was undertaken for three weeks between 1 August 2019 and 22 August 2019 and was carried out by True North Strategic Communication. The aim of the second round of consultation was to gather feedback from residents on the effectiveness of the treatment measures. The results of this consultation are included in **Attachment B**.

The consultation included a survey and doorknocking residents to capture feedback or issues raised. A doorknock of 117 properties was undertaken, of which, 50 residents provided feedback. A total of 39 responses were received via the survey, 3 resident meetings were held, 13 residents sent email submissions and 11 people called to provide feedback.

A range of media was used to promote the consultation including letterbox drops, a media release, direct contact of persons who had registered interest, a radio segment and information on the Council website.

Key points noted through the consultation feedback include:

- Some residents advised that the lighting appeared to increase the frequency of anti-social behaviour and neighbourhood disturbances.
- Some residents advised that they preferred the lighting, improving visibility in the laneway and increasing feelings of safety and security.
- Some residents continued to request that laneways be closed. These requests were most common from residents that live adjacent to laneways.
- Some residents advised they used the laneways to access parks, bus stops, schools and/or shops.
- Some residents advised that the night-time closures appeared to help discourage anti-social behaviour during night-time.
- Some residents noted that anti-social behaviour was associated with certain residents/tenancies and was not limited to occurring in laneways, but also occurring in the street and parks.

The feedback indicates divergent views, with individual residents having a different relationship with the laneway and being impacted differently by these laneways.

Police data

Data was obtained from police on the number of incidents that had occurred near the laneways involved in the trial. This data was for the period since the treatment was installed in each laneway and compared to the same period in 2018, when the treatments were not in place. This allows a comparison of situations that are as similar as possible to gauge if the treatment had any effect in deterring crime or anti-social behaviour.

The data obtained from police did not demonstrate there was any significant difference in the number of incidents of crime or anti-social behaviour in the vicinity of the laneways as a result of the treatments.

These results could be influenced by the trial itself, noting that Council encouraged residents to report incidents to police.

The data provided by police captures the number of incidents reported in streets adjacent to the laneways rather than the laneways themselves. As a result, the data may not be a direct indicator of causal effect between a laneway treatment and anti-social behaviour.

From the data provided by police, there were two areas which had reflected a reduction in the number of incidents reported to Police. These were in proximity to the following laneways:

- Melastoma Drive to Livistona Park
- Helio Court to Sibbald Park

Each of these had different treatments, with Melastoma Drive being upgraded with motion sensor lighting; and Helio Court having a night-time closure.

Review of laneway treatments trialed

These findings have shown that the treatments have had little effect in discouraging crime or anti-social behaviour in laneways. The below is a summary of the effect of each treatment:

Night-time closures:

The night-time closures have involved gates being installed at each end of the laneway and security personnel providing an opening and closing service. Feedback indicates that the night-time closures have made some difference to the laneways being used at night and reducing instances of anti-social behaviour during these hours as well as reducing general neighbourhood disturbances, however there are instances where people have jumped the gates and continued to use the laneways as an access.

Lighting upgrades:

The lighting upgrades received mixed feedback. Some residents advised that the lighting encouraged activity in laneways at hours through the night. Other residents advised that the lighting upgrades were preferred as it made any anti-social behaviour in the laneway visible and increased their feeling of safety.

Feedback has not indicated any preference between motion activated brightening of lights or a constant lighting level. Some complaints were received about the additional lighting being a nuisance and heavier curtains have been required to block out light, and that the light levels in their yard has increased.

Hoop bollards:

The hoop bollards do not prevent motorbikes from travelling through laneways, however they do appear to prevent motorbike riders from travelling through the laneways at greater speeds, which can assist with reducing noise nuisance. The feedback has not indicated any difference in the occurrence of anti-social behaviour where the bollards have been installed in one end only or at both ends.

The hoop bollards were noted by several respondents as creating a mechanism for people to climb on and look into back yards, and potentially climb over fences into private property.

Comparative approaches

Anti-social behaviour and crime occurring in laneways is an issue which is experienced in other communities across Australia and overseas. In response to this, other regions have developed guidelines to help address issues in laneways. These guidelines typically consider the design and function of the laneway to determine how to respond to crime and anti-social behaviour that may be occurring.

For example, the Western Australia Planning Commission has developed a guideline which recommends a range of design elements to improve laneways and discourage anti-social behaviour. This guideline has a process for decision making that assesses if the crime is able to be reduced through the treatments to a tolerable level, and if the laneway closure is going to result in a significant adverse community impact. If the laneway is not essential and design treatments do not improve the situation, closure of the laneway in question is a possible solution.

Another approach which has been adopted in other areas is to promote activation of the laneway and encourage community ownership, through conducting street art projects and increased pedestrian traffic. These areas tend to be in areas which have high traffic, such as in larger cities, or more typically occurring in commercial areas.

The question of whether to close or not close laneways is one which has been raised by Councils and local authorities across the world. Studies done in Ireland face the same issue, questioning how to address crime and anti-social behaviour, and whether to close the laneway to discourage the risk in this location or maintain the laneway for the public good, to support connectivity and permeability.

For each region which has experienced issues with laneways, the approach to addressing them is generally consistent. Typically the laneway is acknowledged as providing a level of connectivity within the community, so the first response will be to assess design elements and trial treatments to address crime and anti-social behaviour. Where a laneway is not utilised, closure will be investigated.

Other treatment options which have been implemented in other locations and how these might apply in Palmerston are discussed below:

Beautification:

There are opportunities to trial community art projects to help beautify laneways and encourage community ownership and pride. This could involve street art on the pavement, similar to the example provided in **Attachment C**. This type of project would need to be planned carefully to ensure that the street art is not going to be disrupted by maintenance works that may be undertaken by other service providers with infrastructure running through the laneway.

Other street art projects could be considered on fencing. Taking this approach would require Council to negotiate with property owners on the use of the fencing for possible community art projects. This may also require Council to install different fencing material to support these types of community projects, as in most instances the adjacent fencing is not a solid material and would not be suitable for use.

CCTV:

If Council were to install CCTV, there are a range of factors which Council would need to consider which may hinder the success of this treatment. These include:

- Design requirements for the camera's needing to be at human height, exposing the CCTV to a high risk of vandalism.

- To have any benefit from CCTV, footage will need to be of a high quality. With this and the number of laneways, this treatment would be delivered at a high cost.
- The governance framework that would need to be developed to ensure any footage is handled in an appropriate and sensitive manner.
- Obligations under the Privacy Act 1988. If CCTV was to be trialled, Council will need to ensure it does not breach the privacy of residents.
- Public perception that the CCTV is being monitored. Council does not have the capacity to monitor footage from CCTV and would only be able to provide a copy of footage to Police upon request if an incident had occurred.

In light of the above, Council has not installed CCTV in laneways at this time. However, as part of the Smart Cities Program, the use of temporary mobile CCTV cameras for laneways will be investigated with Police.

Permanent closure:

The permanent closure of a laneway requires Ministerial approval. In many instances the laneways across Palmerston contain services of other entities (such as Power Water Corporation) who would need to be consulted as part of any closure. If the Minister was to support the permanent closure of a laneway, easements would need to be registered in favour of the service provider to protect the infrastructure. To ensure effective closure of the laneway, the laneway would generally be attached to adjacent properties, requiring sale of land processes to be implemented.

Recommendation

Having regard to community feedback and the data collected through this trial, it is recommended that Council continue with the trial of the laneway treatments as follows:

The current laneway treatments be retained as follows:

Laneway	Treatment
Helio Court to Sibbald Park	Night-time closure (9:30pm-6:30am)
Gumnut Way to Livistona Park	Lighting upgrade with motion sensor Hoop bollards (one end of laneway)
Livistona Park to Melastoma Drive	Lighting upgrade with motion sensor Hoop bollards (one end of laneway)
Staghorn Court to Livistona Park	Lighting upgrade with motion sensor
Priest Circuit to Phineaus Court	Lighting upgrade
Bonson Terrace to Staghorn Court	Lighting upgrade
Staghorn Court to Gumnut Way	Lighting upgrade with motion sensor Hoop bollards (both ends of laneway)

The current night-time closure for the following laneways be retained as well as undertaking a trial of the temporary full-time closure of the laneways subject to the outcomes of additional community consultation indicating support for full-time closure:

Laneway	Treatment
Politis Court to Strawbridge Park	Night-time closure (9:30pm-6:30am) Hoop bollards (one end of laneway)

	Subject to community consultation outcomes, temporary full-time closure
Politis Court to Strawbridge Crescent	Night-time closure (9:30pm-6:30am) Hoop bollards (one end of laneway) Subject to community consultation outcomes, temporary full-time closure

It is proposed the consultation on temporary full-time closure of the above laneways will be undertaken during October 2019 with the view to implementing (if supported) the full-time closures by early November.

It is proposed that a report will be presented to Council at the second Ordinary Meeting in March 2020 detailing the outcomes of the further trial as outlined above.

In addition to above and having regard to the data collected through this trial, it is recommended that Council develop a policy to guide decision making on addressing laneway anti-social behaviour and then use the guideline to determine laneway treatments into the future. Taking this approach will recognise that every laneway is different, with different considerations needing to be accounted when determining an appropriate laneway treatment.

A draft policy will also be presented at the second Ordinary Meeting in March 2020 for Council consideration.

CONSULTATION PROCESS

The second round of consultation was undertaken by True North on behalf of Council between 1 August 2019 and 22 August 2019 and involved the following:

- Letterbox drop to all residents within 250 meters radius of each laneway involved in the trial completed 1 August 2019.
- Information on the City of Palmerston website with survey posted on 1 August 2019.
- Media release on 2 August 2019.
- Radio segment with the Mayor on 7 August 2019.
- Doorknock interviews with residents near the laneways involved in the trial was carried out on:
 - Thursday, 8 August 2019 between 4:30pm and 6:30pm
 - Saturday, 10 August 2019 between 10:00am and 12:30pm
 - Monday, 12 August 2019 between 4:30pm and 6:30pm

The aim of the second round of consultation was to gather feedback from the residents on their thoughts on the effectiveness of the treatment measures.

These two rounds of consultation were to support Council in observing any change in the responses received about the issues in laneways and collect feedback on the effectiveness of the treatments.

As outlined in this report, should Council endorse the proposed continuation of the laneways treatment trial, further consultation will be undertaken with residents testing the option of 24 hour closure of Politis Court to Strawbridge Crescent and Politis Court to Strawbridge Park.

It is also proposed that during this second stage trial, various techniques to monitor pedestrian movement through the laneways will be implemented including physical surveys of usage. This will assist in understanding usage of the laneways in terms of connectivity and permeability.

POLICY IMPLICATIONS

Council has historically had policies relating to laneways and laneway closures. Council may seek to permanently or temporarily close laneways where these are defined as road reserves, however this must be done in accordance with legislative requirements.

In response to this, it is recommended that Council develop and consult on a policy to guide decision making on laneway treatments. This policy will allow Council to be more transparent in how it will deal with requests for upgrades or closure of laneways.

BUDGET AND RESOURCE IMPLICATIONS

Council commenced this laneway trial in October 2018 with a total budget of \$300,000.

In 2018/2019, expenditure incurred including the cost of the treatments and community consultation was \$217,429 demonstrating that the trial has been delivered within budget.

In 2019/2020, a budget of \$282,571 has been allocated, with expenditure to date being \$18,003 primarily for community consultation. Ongoing costs for continuing the laneway trial as described in this report will include security patrol costs of approximately \$5,300 for the next six months.

Funds in the budget for 2019/2020 will be considered as part of Council's further review of the laneways trial in March 2020.

RISK, LEGAL AND LEGISLATIVE IMPLICATIONS

As previously mentioned, anti-social behaviour and crime occurring in laneways is an issue which is experienced in other communities across Australia and overseas.

Achieving a balance between addressing anti-social behaviour through laneway treatments such as closure and continuing to provide connectivity and permeability across the city is important.

Having a robust decision making framework that takes into account community feedback and legislative requirements such as Ministerial approval for the permanent closure of laneways will ensure that risks of community dissatisfaction and legislative implications are managed.

ENVIRONMENT SUSTAINABILITY IMPLICATIONS

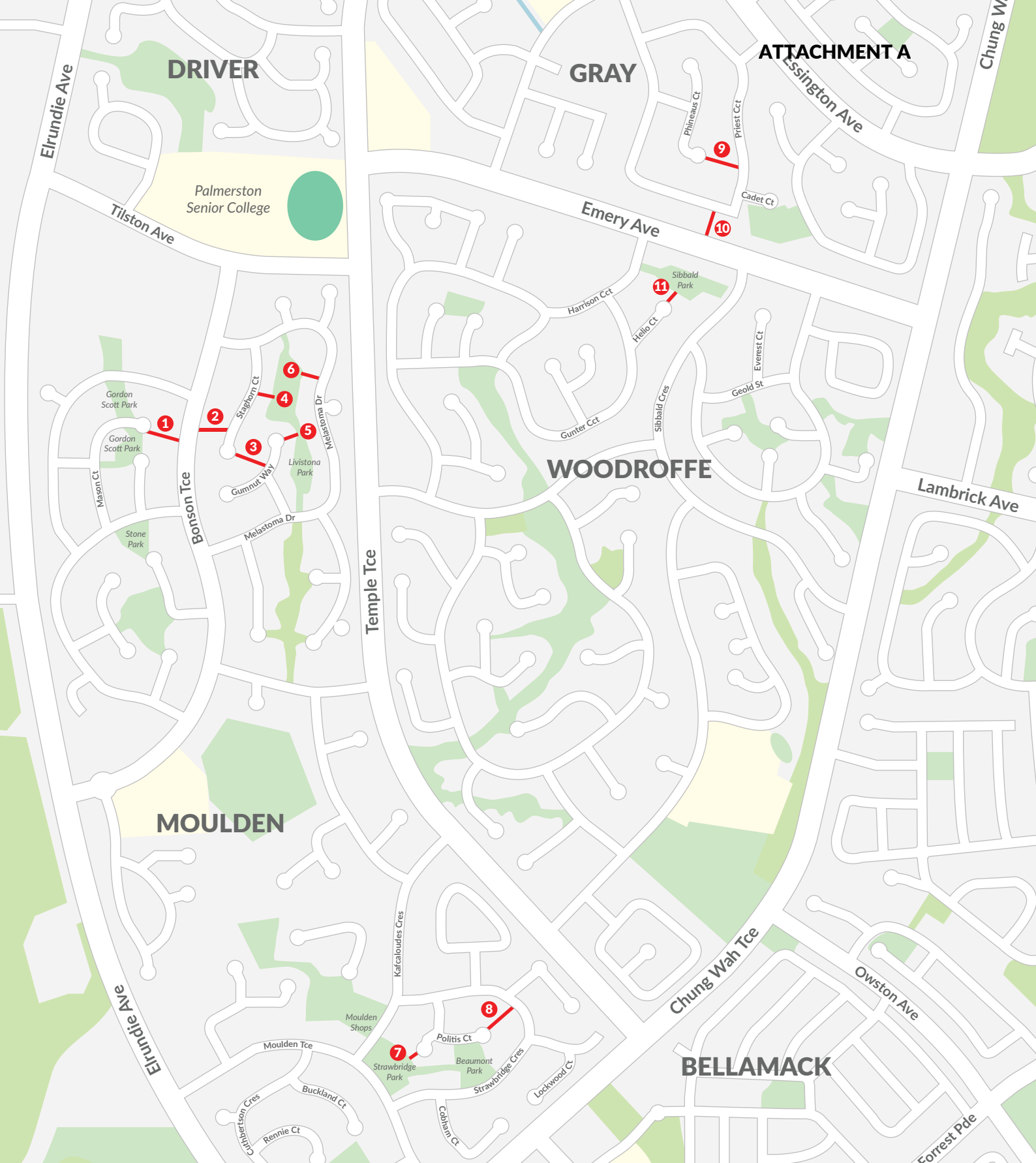
If Council considers any further installation of lighting in laneways, Council will proceed with using energy efficient LED to reduce Council's environmental impact.

COUNCIL OFFICER CONFLICT OF INTEREST DECLARATION

We the author and approving officer declare that we do not have a conflict of interest in relation to this matter.

ATTACHMENTS

- Attachment A:** Existing trial laneway treatment photos and locations
- Attachment B:** Consultation Report – Stage 2, August 2019
- Attachment C:** Example of laneway beautification project



MOULDEN

- 1 Manson Court to Bonson Terrace
- 2 Bonson Terrace to Staghorn Court
- 3 Staghorn Court to Gumnut Way
- 4 Staghorn Court to Livistona Park
- 5 Gumnut Way to Livistona Park
- 6 Livistona Park to Melastoma Drive
- 7 Politis Court to Strawbridge Park
- 8 Politis Court to Strawbridge Crescent

- Lighting upgrade
- Lighting upgrade
- Lighting upgrade
- Lighting upgrade
- Lighting upgrade
- Lighting upgrade
- Night-time closure
- Night-time closure

GRAY

- 9 Priest Circuit to Phineas Court
- 10 Priest Circuit to Emery Avenue

- Lighting upgrade
- Lighting upgrade

WOODROFFE

- 11 Helio Court to Sibbald Park

- Night-time closure





Laneway between 19-20 Politis Court
connecting to Strawbridge Park (Side A)



Laneway between 19-20 Politis Court
connecting to Strawbridge Park Park (Side B)



Laneway between 6-8 Helio Court, Woodroffe connecting to Sibbald Park (Side A)



Laneway between 6-8 Helio Court, Woodroffe connecting to Sibbald Park (Side B)



Laneway between 6 -7 Politis Court and 18 -20
Strawbridge Crescent (Side A)



Laneway between 6 -7 Politis Court and
18 -20 Strawbridge Crescent (Side B)









City of Palmerston Laneway Improvement Trial Consultation Stage 2 report

Prepared by True North Strategic Communication

August 2019

Version No.	Issue Date	Prepared by:	Approved by:	Approval Date
1	29/08/19	B McCue		

Recipients are responsible for eliminating all superseded documents in their possession

Consultation statement

True North Strategic Communication is guided by the principles of good community engagement, based on people's level of interest and concern as outlined by the International Association for Public Participation (IAP2).

Our role is to provide stakeholders and the general public with objective information, so they can provide informed feedback on consultation projects. We give people the opportunity to provide input that is balanced and reflective of the range of community views to independently provide the best possible guidance to decision makers.

Our practice reflects professional standards and ethical standards for human research including anonymity, confidentiality, record storage and keeping people informed.

Table of Contents

Background..... 3
 Stage 1 3
 Stage 2 4

Methodology..... 5
 Consultation goal..... 5
 Level of engagement 5
 Tools and tactics 5

Feedback..... 9
 Feedback per laneway 9
 Social media 17
 Meetings..... 19

Insights 20

Recommendations: 21

Background

In October 2018, City of Palmerston's elected members endorsed a report to undertake a trial of laneway treatments in 11 laneways across Palmerston to discourage anti-social behaviour. The treatments included in the trial were lighting upgrades and temporary closures. The trial was supported by two stages of consultation; Stage 1 and Stage 2. True North Strategic Communication (True North) was engaged by Council to support the consultation with residents and key stakeholders throughout the two stages of the trial.

Spatial mapping, feedback to Council, site inspections and data from NT Police was used to identify the 11 laneways involved in the trial. During Stage 1 of the consultation some residents reported motorbike use in some of the laneways and as a result this was added as a laneway treatment to the trial scope. The laneways and treatments include:

Moulden

1. Manson Court to Bonson Terrace – Lighting upgrade
2. Bonson Terrace to Staghorn Court – Lighting upgrade
3. Staghorn Court to Gumnut Way – Lighting upgrade with motion sensor and motorbike treatment
4. Staghorn Court to Livistona Park – Lighting upgrade with motion sensor
5. Gumnut Way to Livistona Park – Lighting upgrade with motion sensor
6. Livistona Park to Melastoma Drive – Lighting upgrade with motion sensor and motorbike treatment
7. Politis Court to Strawbridge Park – Temporary night-time closure and motorbike treatment
8. Politis Court to Strawbridge Crescent – Temporary night-time closure and motorbike treatment

Gray

9. Priest Circuit to Phineaus Court – Lighting upgrade
10. Priest Circuit to Emery Avenue – Lighting upgrade with motion sensor

Woodroffe

11. Helio Court to Sibbald Park – Temporary night-time closure and motorbike treatment

Stage 1

The first stage of the consultation involved reaching out to residents who live close to the 11 laneways to gauge their opinion on the laneway, any issues they have and to understand their use of the laneway before the treatments were installed.

Stage 1 of the consultation ran for three weeks in February and March 2019. The first stage of the consultation included a survey and doorknock to capture how people were using the 11 laneways included in the trial and identify any existing issues and general comments. During Stage 1, a total of 92 people provided feedback via doorknocks, survey, phone calls and email.

Overall the laneway trial received support, however there were some residents who raised issues about the lighting upgrades potentially impacting their amenity. Several residents requested laneways be closed rather than receive a lighting upgrade.

The laneway closures were generally well supported, and in those areas most of the people spoken to said they did not use the laneway due to personal safety concerns. Residents also suggested that alternate pedestrian routes are available should the laneway be closed.

The main issues identified during Stage 1 of the consultation included:

- consistent anti-social behaviour including drinking, yelling and threatening behaviour

- residents avoided using the laneways due to feeling unsafe because of regular anti-social behaviour
- people using the laneways to jump into back yards and break into houses
- people using the laneways to escape from police or after committing a crime
- people using the network of laneways to reportedly access alcohol and drugs.

Based on feedback provided during Stage 1, laneways had varied use, with residents living directly alongside the laneway generally not using them due to safety concerns. Based on feedback received, the two laneways used the most were Gumnut to Livistonia Park in Moulden and Helio Court to Sibbald Park in Woodroffe. A summary of findings from Stage 1 is available at Appendix A.

In March 2019, the findings from Stage 1 went to Council and were deliberated on at a Council meeting on 2 April 2019.

Stage 2

Stage 2 began once the treatments had been in place for a few months. The aim of Stage 2 of the consultation was to understand from residents what the impacts of the treatments had been and if they support the measures being implemented permanently.

Stage 2 of the consultation went out to the same stakeholders as Stage 1 including residents who lived nearby one of the 11 laneways and those who had opted into the consultation during Stage 1. A number of new stakeholders were captured during Stage 2. Stakeholders in the consultation included:

- residents living alongside or near one of the 11 laneways
- stakeholders who had provided feedback in Stage 1 of the consultation
- stakeholders who had previously gotten in touch with Council about laneways
- stakeholders who had opted into the consultation during Stage 1
- Department of Local Government, Housing and Community Development.

During Stage 1 of the consultation, a stakeholder database was developed. Stakeholder contact details were collected during doorknocks, during phone conversations, from email feedback and from stakeholders who had opted in to the consultation by completing the Stage 1 survey. Stakeholders were able to provide feedback via doorknocks, survey, one on one meetings and via email and telephone.

Council will deliberate on the findings of Stage 2 at a Council meeting on 17 September 2019. A review will be undertaken of the effectiveness of the laneway treatments and this will inform how City of Palmerston will proceed in relation to the laneways.

Throughout both stages of the consultation, residents were encouraged to continue to report all criminal behaviour and incidents to the NT Police.

Methodology

Consultation goal

The goals of the consultation were to:

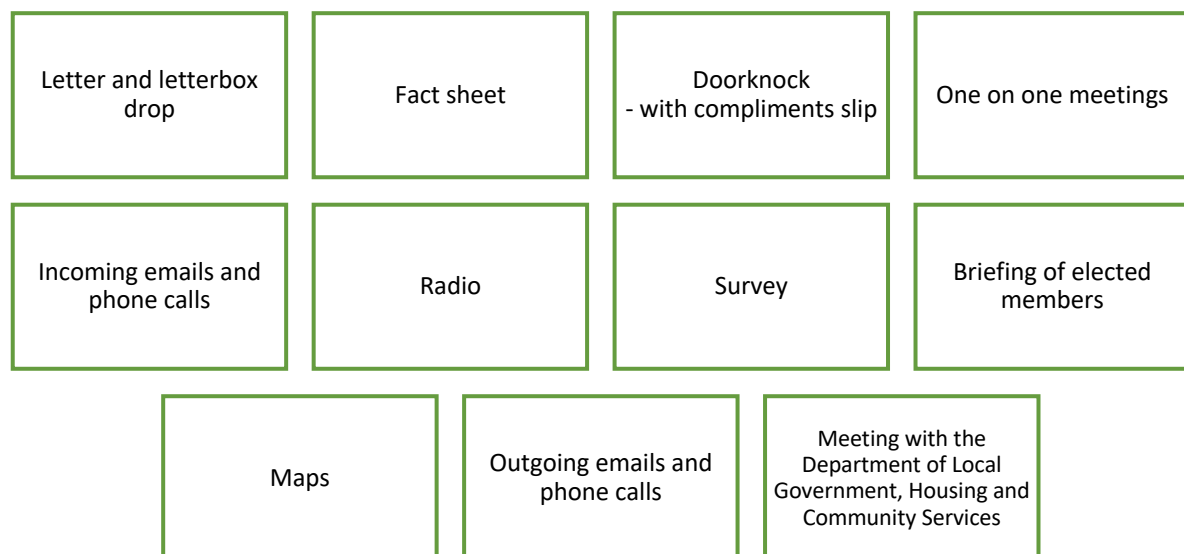
- understand from residents the issues and use of the laneways prior to the laneway treatments being put in place (Stage 1)
- understand from residents the impacts of the laneway treatments in reducing anti-social behaviour after they had been in place for a number of months (Stage 2)
- collect feedback to inform how City of Palmerston will proceed in relation to the laneways.

Level of engagement

Using the International Association for Public Participation (IAP2) principles that guide good community engagement, this consultation was done at the levels of inform and consult.

Level of engagement	Promise to the public
Inform	We will keep you informed
Consult	We will keep you informed, listen to your concerns and provide feedback on how the public's input influenced the decision
Involve	We will work with you to ensure your concerns are reflected in the alternatives developed, and provide feedback on how the public's input influenced the decision
Collaborate	We will look to you for advice, ideas and solutions and incorporate those into the decisions as much as possible
Empower	We will implement what you decide
©International Association of Public Participation www.iap2.org	

Tools and tactics



Survey

A survey was developed to capture feedback from stakeholders on the impacts of the laneway treatments. The link to the survey was promoted on all consultation related communication materials and sent to stakeholders who had opted in to receiving updates during Stage 1. The survey was completed by 39 stakeholders during Stage 2. This is an increase in participation compared to Stage 1 where 22 stakeholders completed the survey. The survey was open for the duration of the consultation. A list of all survey responses is available at Appendix B.

Letter and letterbox drop

A letter was prepared by Council and delivered to 653 properties (including apartment blocks) located close to the 11 laneways. The letter provided background information on the trial, including Stage 1, a map of the laneways and link to the survey to provide feedback. The letterbox drop was completed on the first day of the consultation on 1 August 2019. The letter was distributed to all residents within 250 metres of the 11 laneways and undertaken by an external distribution company.

Fact sheet

The Stage 2 fact sheet was posted to the City of Palmerston website and included information on Stage 1, current situation, a map of the area, link to the survey and a list of ways for people to provide feedback. Printed copies of the fact sheet were taken during the doorknocks and distributed to residents who wanted more information on the trial.

Doorknock

117 properties were doorknocked as part of Stage 2 of the consultation. The doorknocks were completed between 4.30pm and 6.30pm on Thursday 8 August 2019 and Monday 12 August 2019 and from 10am to 12.30pm on Saturday 10 August 2019. In total, 50 residents provided feedback to consultants during the doorknocks. While the number of successful doorknocks was comparable with Stage 1, the level of interest from stakeholders was considerably higher with many spending up to ten minutes providing their feedback. The doorknock reach was determined by City of Palmerston to target nearby residents and undertaken by True North.

With compliments slip – doorknocks

Where a resident was not home or the property not deemed safe to enter, a with compliments slip was left in the property's mailbox. The slip asked the resident to call True North to find out more information about the consultation, provide feedback or to complete the survey online.

One on one meetings

One on one meetings were available to all stakeholders during the consultation. Three meetings were held with stakeholders who live next door to one of the laneways in the trial and a meeting was held with the Department of Local Government, Housing and Community Development.

Outgoing emails and phone calls

At the beginning of the consultation, an email went out to all stakeholders on the database developed during Stage 1 advising them of the consultation opening and inviting them to provide feedback. Follow up phone calls were made to stakeholders who only provided contact numbers, requesting feedback on the treatment measure near them.

Incoming emails and phone calls

True North and City of Palmerston accepted emails and phone calls from residents during the consultation period. Some of the correspondence to City of Palmerston was received in the months before the Stage 2 consultation began but related to the treatments being put in place. This feedback has been incorporated in the feedback section of this report.

Radio

The consultation was mentioned on 7 August 2019 by the Mayor during her regular radio segment.

Media release

A media release was sent out on 2 August 2019 advising of the consultation.

Briefing of elected members

City of Palmerston briefed their elected members on the Stage 2 consultation approach on 25 July 2019.

Maps

The below maps show the laneways, the distribution of the letterbox drop and the properties that were doorknocked. The red shading shows the properties that were letterbox dropped and the blue shading indicated the properties that were doorknocked. The red lines represent the location of the 11 laneways.

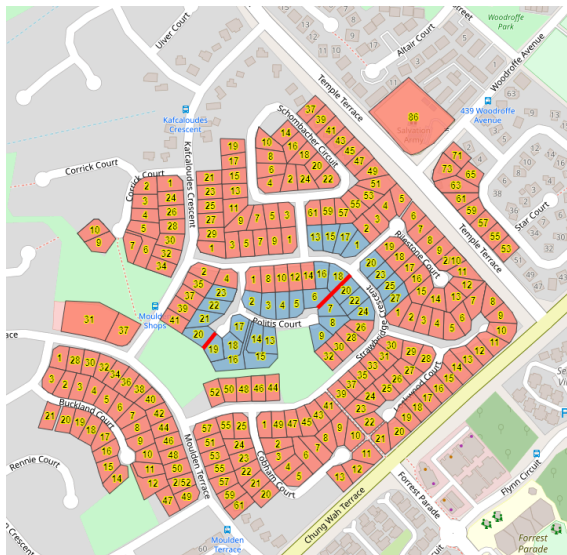


Figure 1: Moulden residents located close to Politis Court, Strawbridge Park and Strawbridge Crescent

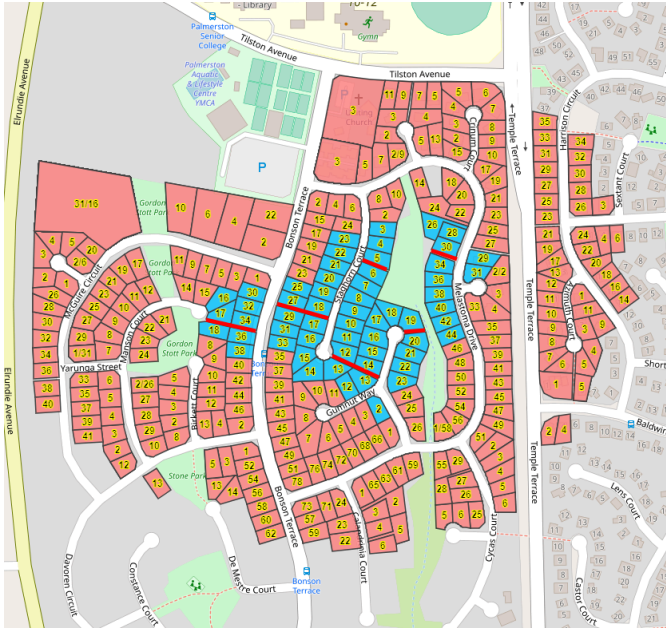


Figure 2: Moulden stakeholders located close to Manson Court, Bonson Terrace, Staghorn Court, Gumnut Way, Livistona Park and Melastoma Drive

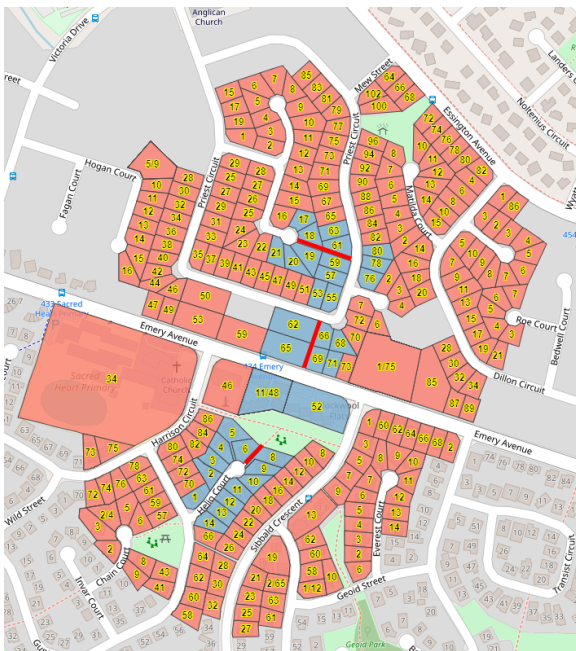


Figure 3: Gray and Woodroffe stakeholders located close to Priest Circuit, Phineaus Court, Helio Court and Emery Avenue

Feedback

Feedback was captured a number of ways. The below table details how and how many residents provided feedback.

Tool	Number of people engaged
Survey	39 responses
Doorknock	50 residents provided feedback via doorknock
One on one meetings	Three meetings with residents who live alongside a laneway in the trial One meeting was held with the Department of Local Government, Housing and Community Development
Phone	11 people called or were called to provide feedback
Email	13 people emailed the team to provide feedback

Feedback per laneway

Feedback has been broken down per laneway. The full list of all feedback received for each laneway is available at Appendix C.

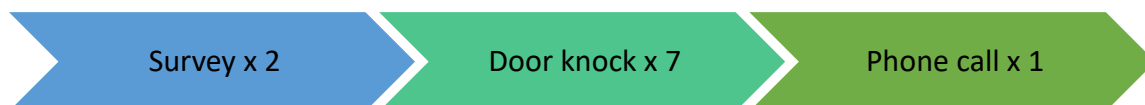
Manson Court to Bonson Terrace – Lighting upgrade

Resident feedback for the Manson Court to Bonson Terrace laneway was mixed and not entirely related to the lights. A few people mentioned glass and debris in the laneway has increased and two residents made note of problem stray dogs in the area. One resident said the motorbike barriers do not stop people from riding down the nearby laneways. Two people said their kids or themselves use the laneway.

One resident who had lived on Manson Court up until early August 2019 said the lights were great, but the rest of the street was very dark due to a power pole being removed which made her feel unsafe.

Values/themes

- stray dogs in the area
- safety and maintenance of the laneway (glass, debris etc.)
- safety of the street (lighting).



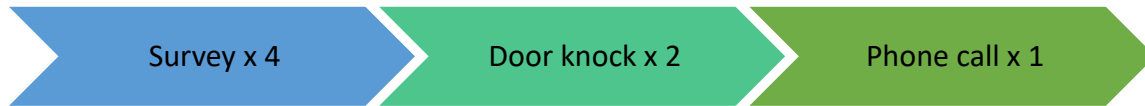
Bonson Terrace to Staghorn Court – Lighting upgrade

Resident feedback indicates the lights have attracted people to the laneway at night time with children using it as a 'playground' until the early morning. Some residents made note of the noise increase from the laneway at night time, with people deliberately stirring up neighbourhood dogs. One resident who lives directly alongside the laneway and one who lives a few houses away requested the laneway be closed. No comments were made in relation to the lights shining into properties.

Values/themes

- lights have seemed to have attracted people to the laneway at night time
- night time disturbances are frequent
- unsupervised children often playing in the laneway at night/early in the morning.

- no issue with lights shining into properties
- some would like it closed
- safety and maintenance of the laneway (glass, debris etc.).



Staghorn Court to Gumnut Way – Lighting upgrade with motion sensor and motorbike treatment

The Staghorn Court to Gumnut Way laneway was one of the most reported on laneways in the consultation. Almost everyone who provided feedback reported an increase in anti-social behaviour and illegitimate use, usually during the night and early morning since the lights have been installed. Three of four residents who live directly alongside the laneway were in favour of the laneway being permanently closed, in addition to a number of other residents along Gumnut Way.

Residents reported instances of domestic violence, drunk and disorderly behaviour with people walking through the laneway at all hours of the day/night, yelling, swearing, and participating in nuisance behaviour to wake up dogs, break-ins, abuse, young unsupervised children playing in the laneway at night, kids standing on the motorbike barriers peering into the adjacent property yards, broken glass thrown into nearby properties and pool, and kids lighting fires in the laneway. There was also concern for pedestrian and cyclist safety coming out of the laneway onto Gumnut Way, with one resident reporting accidents and near misses.

Residents have been diligent in reporting all instances to the NT Police, however in most instances the offender/s fled before the police arrived.

Residents reported lack of sleep, disrupted sleep and the desire to sell and move houses due to the issues with the laneway. Some residents felt as though the opinion of property owners should outweigh the opinion of renters or those in public housing, as they have more financial interests in the area.

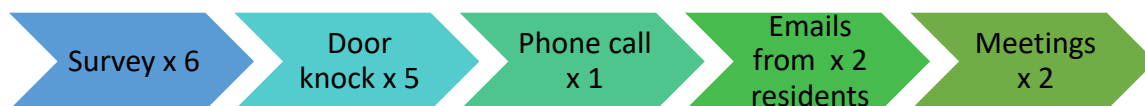
Notable comments:

- “It has brought my family to tears on multiple occasions and contributed to us not feeling safe in our own home.”
- “My children are being woken nightly, which is impacting their schooling and immunity and we are all suffering from a chronic lack of sleep as a result.”
- “More antisocial behaviour. Kids using as a playground up to 10pm. Yes kid using as playground at night. Light from new lights showing thieves what's in our yard while standing on motorcycle calming devices.”
- “Same as before anything done - People wandering through the laneways at all hours. No stopping of noise at all. Waste of money as the people moving about at night have no regard of any people that live near or next to the lane's.”
- “Yes worse now with number 3, Close number 3 completely stop itinerants sitting and fights. Very loud.”
- “They have been using the laneway like a playground. The kids don't have things to do so they are using this laneway to play in. It's at night too, late and the kids are playing in there until 10pm... We are tired. These last three months have been hard.”

Values/themes

- high interest, especially from long-term property owners

- lights have seemed to have attracted people to the laneway at night time, particularly kids
- lights encourage people to look into adjoining yards
- reported increase in break-ins, general nuisance behaviour
- night time disturbances are frequent and impacting on quality of life
- road safety concerns
- motorbike barriers used as steps
- issues with some public housing tenants
- unsupervised children often playing in the laneway at night/early in the morning
- safety and maintenance of the laneway (glass, debris etc.)
- strong preference for permanent closure.

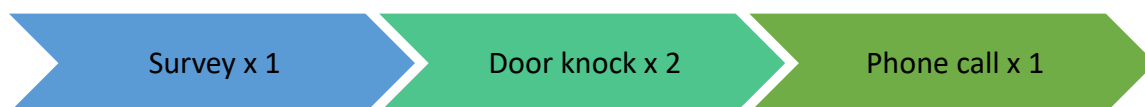


Gumnut Way to Livistona Park – Lighting upgrade with motion sensor

Resident feedback was mixed on the laneway between Gumnut Way to Livistona Park. One stakeholder who lives next door to the laneway said the lights were good for late afternoon walks or rides and that people were not staying in the laneways as much as they previously did. Another reported an increase in kids congregating in the laneway at night and did not think the lights were bright enough to deter anti-social behaviour. One resident who lives a few houses away from the laneway said they use the laneway every day before 8am to walk their dog and reported a number of break-ins at their property.

Values/themes

- laneway is being used legitimately by some residents
- some break-ins of nearby properties
- unsupervised children often playing in the laneway at night/early in the morning
- seems to have stopped some lingering in the laneway
- question on brightness of lights.



Livistona Park to Melastoma Drive – Lighting upgrade with motion sensor and motorbike treatment

Most of the feedback received on the Livistona Park to Melastoma Drive indicated the lights were not working from the residents perspective. Three residents said they would like to see the laneway closed, with one saying a night time closure would suffice. Two of these residents live alongside the laneway.

Residents reported a number of instances where they had seen people using the motorbike barriers to peer and climb into adjoining properties, break-ins, and general anti-social behaviour. One resident said the motorbike barriers appear to have worked while another resident reported instances of motorbikes still going through the laneway. Comments were made about the lights flickering and being like a 'disco' when they were initially installed and now shine into the bedroom of a resident who lives alongside the laneway.

One resident said they had no issues with the lights but would like to see the broken glass cleaned up more regularly so kids can use the laneway to get to school. Another resident said they would like CCTV installed.

Notable comments:

- "The bollards have stopped the motor bikes but people have been using them to climb up on our fences and into our yards. It's the perfect platform to help them get up over our fences."
- "No different but no real drama. Has been here for seven years and the first four years were shocking so this is better."
- "More traffic in laneway as the lighting is permanently on. Increase in break and enter (neighbour) as the white bollard rails create a great platform to jump over fences. Would prefer that the laneways were closed during the night."
- "There doesn't seem to be any motorbikes screaming through the area but still being used as a thoroughfare for criminals taking shortcuts to get back to Bonson."
- "The last few days have been particularly bad with rock throwing, yelling, screaming, punching the gate. Would like to see CCTV in the laneway to help police and act as a deterrent."

Values/themes

- motorbike barriers used as steps into properties
- mixed reports on motorbike use
- laneway is being used by some residents
- lights have seemed to attract people to the laneway at night time
- lights shine into an adjoining property bedroom
- some preference for laneway to be closed
- safety and maintenance of the laneway (glass, debris etc.).



Politis Court to Strawbridge Park – Temporary night-time closure and motorbike treatment

There was minimal engagement from stakeholders on the Politis Court to Strawbridge Park laneway. That being said, those who engaged via the survey had high interest and reported daytime anti-social behaviour as a major problem. One respondent said the treatments had made no difference and another reported that the situation was worse. One person said they occasionally use the laneway to get to the shops and have never seen it closed during the trial.

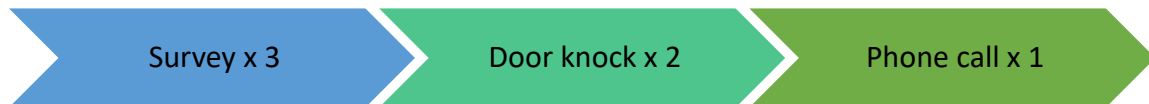
Notable comments:

- "As previously noted the concerns of the use during the middle of the night were minimal specifically 10am-5am it's the ability for criminal behaviour during the day to occur which is the main priority. The majority of the troublesome of all ages tend to be after daylight and up until 10pm, which was noted to the mayor during the pretrial meeting."
- "The treatments have not made a difference, my concern is that of my neighbours, only a matter of time before someone is seriously hurt protecting their property, my husband has chased intruders from my neighbours previously."

- "I think it made my area worse. It just redirects the drinkers. It just redirects the trouble. Motorbike treatment is good, they all should have it."
- "Sometimes use it to get to the shops but have never seen the laneway actually closed. Be okay if they actually close it."

Values/themes

- problem with day time anti-social behaviour
- questioning if the laneway was being closed at night
- comments that it has made the area worse by redirecting the trouble.



Politis Court to Strawbridge Crescent – Temporary night-time closure and motorbike treatment

The Politis Court to Strawbridge Crescent was the most reported on laneway in the consultation. Residents generally agreed that the night time closures had stopped some problems but did nothing to stop anti-social behaviour and criminal activity from happening during the day. Residents reported instances of theft, abuse and threats, drunk and disorderly behaviour, deliberate stirring up of dogs, locks being cut, motorbike use in addition to the laneway being used as an escape route.

One resident believes the feedback collected in Stage 1 was not used adequately to inform the treatments put in place as part of the trial.

The presence of alcohol free houses on Strawbridge Crescent was of concern for many residents, who reported people spilling out onto the road and parks to drink and in a lot of cases causing anti-social behaviour, mess and noise. Some residents reported drunk and disorderly people using the laneway.

Residents reported motorbikes still travelling through the laneway during the day, with one resident capturing these instances on their personal CCTV. During a stakeholder meeting with True North, City of Palmerston and a resident on Strawbridge Crescent, two motorbikes went through the laneway at 10.30am.

Of the residents who provided feedback on this laneway, eight would like to see it closed permanently.

The four residents who live alongside the laneway are in favour of a full-time closure.

Notable comments:

- "Laneway closure has had some impact on minimising anti-social behaviour but does not go far enough. A permanent 24-hour closure is still warranted."
- "The issue is day time anti-social behaviour."
- "At least for me and probably for a lot of other residents, I am left feeling not listened to at all and that this whole process has been a waste of time."
- "Even with the closure they jump the fence and party in there. Had break in's because of the laneway. Some nights are good and some nights are bad. But over time it's been getting worse."
- "Hasn't been too bad. Before that we've had to chase people from neighbours yard. It's still not ideal but better. We don't use the laneway - we just drive."
- "Much quieter at night, less disorderly behaviour at ungodly hours, less barking from neighbours dogs at night as the lane way is closed, still motor bikes using the lane way through the day."

- "Much quieter at night with a reduction in roaming juveniles, drunks and motorbikes. It would be good to see this laneway closed permanently."
- "Greater daytime use especially with motorbikes and bicycles. Daytime has always been a greater problem than night-time. Even though a control has been installed at one end of the lane there are motorbikes and bicycles using the thoroughfare. We seem to have more domestics in the lane than before. Full closure would greatly improve our quality of life."

Values/themes

- high interest, especially from long-term property owners living alongside the laneway and on Politis Court
- night time closure reducing some night time disturbances however there are still issues with anti-social behaviour occurring during the day
- no alcohol houses causing some on-street and park drinking, increasing anti-social behaviour in the area
- motorbikes still pass through during the day
- safety and maintenance of the laneway (glass, debris etc.)
- break-ins and theft reported frequently
- deliberate stirring up of dogs
- strong preference for permanent closure.



Priest Circuit to Phineaus Court – Lighting upgrade

Resident feedback received on the Priest Circuit to Phineaus Court laneway was generally in favour of the lights with a lot of residents reporting feeling safer in and around the laneway. That being said, residents on both sides of the laneway reported negative impacts from the lights. One said nuisance groups and those influenced by alcohol and drugs still frequent the laneway and motorbikes use the lane all the time. The stakeholder also said the lights shine into their yard and room to the point that they have had to put boards up and would like to see the laneway closed off altogether. The other stakeholder next to the laneway said they can still hear a commotion in the laneway at night time and is in favour of a full closure.

Other residents who live near the laneway said the lights were a good thing.

Notable comments below:

- "They have had no effect on the use of the laneway, but I have had to put boards and heavy curtains wedged into place. Also it is no longer dark at night but rather bright and unpleasant. As I have already said, the only way to stop the bad behaviour associated with the lane way is to close it off."
- "Would prefer the laneway closed and so would the lady next door. It would stop the kids who walk through all night. If anything the Emery laneway needs to be closed. Can hear a lot of kids and people yelling and screaming. If the laneways were closed than people would just have to take the long way around."
- "The lights are great. I'm still concerned about the uneven concrete on the laneway."
- "Laneway is safer. But the problem is the smashed glass."
- "The lighting has been great. No motorbikes recently on laneway between Phineaus Court and Priest Circuit laneway 9. My son and I frequently use laneways 9 and 10 and appreciate the improved lighting."

Values/themes

- issue with lights shining into adjoining property bedroom, impacting on quality of life
- some residents reported positive impacts from the lights
- reports of anti-social behaviour and motorbikes
- preference from adjoining properties for permanent closure.

*Priest Circuit to Emery Avenue – Lighting upgrade with motion sensor*

Residents who provided feedback on the Priest Circuit to Emery Avenue laneway typically said the lighting had not deterred anti-social behaviour and is frequently used as an escape route onto and from Emery Avenue.

One resident who lives alongside the laneway said there have only been a handful of nights where there has not been any form of anti-social behaviour coming from the laneway and they were beginning to feel anxious in their own home. They would like to see it closed. Another resident said there are frequent domestic violence incidents, property damage, substance abuse and unsupervised youth in the laneway and would also like to see it closed. One resident said the motorbike barriers had appeared to have slowed motorbikes down and there seems to be a bit of a difference, but there are still fights in the laneway.

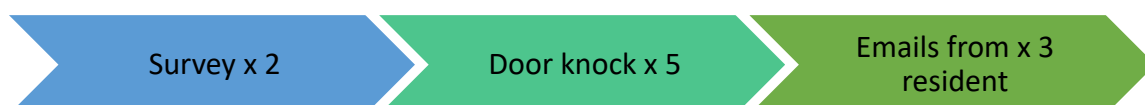
One person who completed the survey said they use the laneway to access the bus stop and another stakeholder said she uses the laneway with her son.

Notable comments below:

- “The lighting trial had recently been installed. This was great. However it has not deterred the anti-social behaviour that occurs anywhere from 7pm till 5am. We have had the shade cloth on the fence repeatedly burned, barbed wire twisted up together (in an attempt to trespass) and graffiti.”
- “The lighting and laneway closure (referring to Helio Court to Sibbald Park closure) has not been effective in reducing anti-social behaviour.”
- “The other one (leading onto Emery) is a problem, there are needles and shopping trolleys in there all of the time.”
- “Can we get it closed? They threaten to kill us - lights haven't done anything. Starts from 6pm onwards. We don't use the laneway. They stir up dogs, kick the fence, burn holes in the mesh, drop polls and weapons over the fence.”
- “I believe this laneway needs to be closed full time. These treatment options have been ineffective in deterring antisocial behaviour. Changes need to be effective from housing to deal with tenants directly responsible for antisocial behaviour.”

Values/themes

- reports of anti-social behaviour, criminal activity, abuse and motorbikes
- noise and middle of the night disturbances impacting on quality of life
- preference from adjoining property tenant and nearby property owner for permanent closure
- used an escape route.



Helio Court to Sibbald Park – Temporary night-time closure and motorbike

Residents who provided feedback on the Helio Court to Sibbald Park laneway generally said the temporary night time closure had reduced the occurrence of night time anti-social behaviour, foot traffic and disturbances to some extent. Residents said one of the biggest positive impacts was less night time disturbances, however, reported some instances where people had broken through the locked gate, attempted break-ins and disrupted the neighbourhood dogs. Some people said they are woken up at night with people congregating in the street, presumably trying to get through to Sibbald Park via the laneway. One resident said the barking dogs on the street are an issue due to people constantly walking past.

Despite general support for the temporary night time closure, there was strong support for the laneway to be permanently closed. Two people on the street said their kids use the laneway to either get to school or go to the park. One resident said they use the laneway to cycle through however has no issues changing route if the laneway were to be closed.

A few residents questioned the time the laneway was being locked every night and thought there may have been some instances where it had been locked one to two hours later than 9.30pm or not locked at all.

Notable comments below:

- "Dogs go off at all hours of the day and it is mainly due to people walking past. Would like to see it closed permanently."
- "A lot better and it has been quieter at night. Less fighting, drunk people, smashed bottles etc. Would like it to be permanently closed. Every day there was so much trouble and now it's better at night."
- "Lock it up. There are still some people the climb the fence/gate but its been a lot better. Came outside the other night and someone was stuck between the two fences trying to get through."
- "It's alright but people still get through it. People are just sliding between the two fences. Although it has stopped some traffic. Some people that don't know about the closure still come up the road to use the laneway and then turn round so people are going up and down the street."
- "There are less disturbances at night. The positive change, I would say, is mainly from dogs not barking as much as there is no more foot traffic and motorbikes travelling around at night. Now I'm able to get a full night's sleep with the louvres open."
- "Obviously less traffic at night due to closure, more use of laneway through the park. More (perhaps deliberate troublemaking?) disturbances of dogs through the park at night, probably due to frustration of not being able to cut through laneway...All in all I think the laneway closure has been very successful, and would like to see the night closures stay. I would like to see this laneway closed off altogether."
- "Less for traffic at night, less dogs barking late at night. I want the lane close permanently."
- "I observed that the volume of traffic was still the same before and afterwards but it felt calmer, with it being closed at night there was less sleep disturbance."
- "I would be happy to see this laneway closed permanently."

Values/themes

- less night time disturbances and reports of anti-social behaviour, criminal activity, abuse and motorbikes however people still try to walk through
- issue with dogs barking at night with people still walking up and down the street

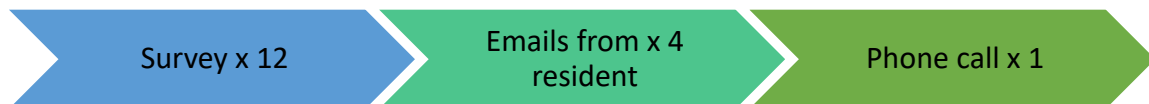
- some reports of people climbing the locked fence to get through or squeezing past the gate to access the laneway
- preference from Helio Court residents for permanent closure
- used by some residents' kids to get to school or to the park.



Other laneways

Some Palmerston stakeholders provided feedback on other laneways in the municipality. Residents reported anti-social behaviour in these laneways and in a number of cases, requested the laneway be closed. These included:

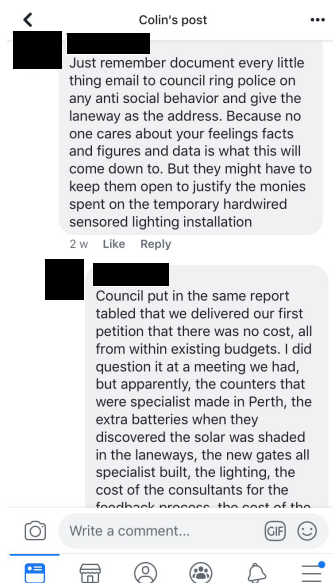
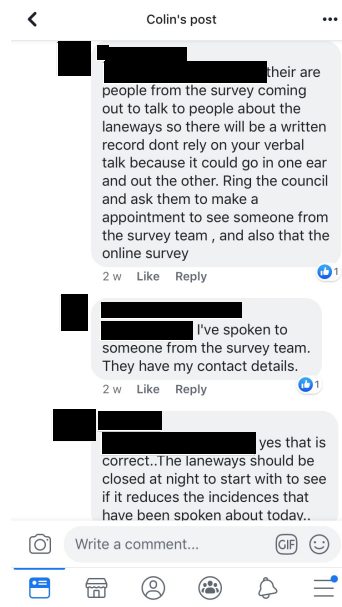
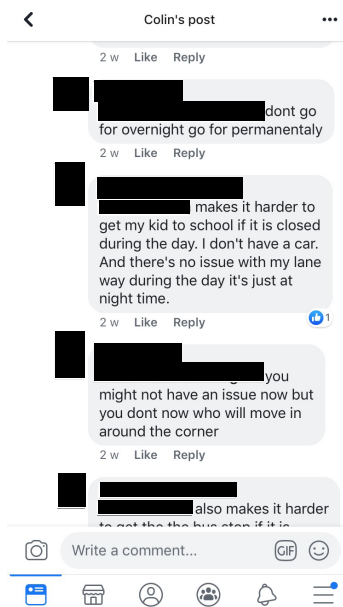
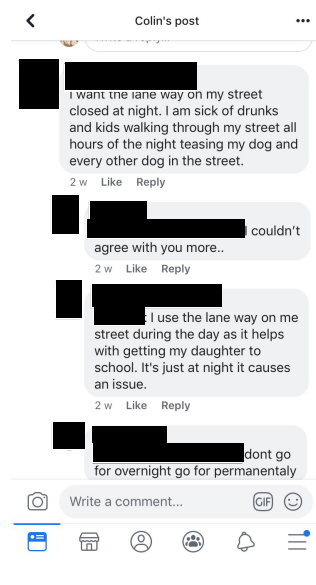
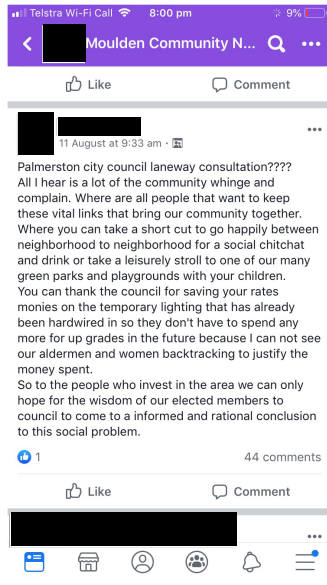
- Laneway on Schombacher Circuit, Moulden
- Laneway on Wiesener Court, Woodroffe
- Laneway on Castor Court, Woodroffe
- Laneway on Kafcaloudes Street, Moulden
- Laneway in Moulden
- Laneway in Marlow Lagoon
- Laneway between Noltenius Circuit and Bagshaw Crescent, Gray
- Laneway on Constance Crescent, Moulden
- Laneway between Gunter Circuit and Invar Court, Woodroffe
- Laneway between Transit Circuit and Emery Avenue, Woodroffe
- Laneway on Corrick Court, Moulden
- Laneway on Sextant Court, Woodroffe.



Social media

Multiple references to Stage 2 of the consultation were made on the Moulden Community Facebook page about the laneway treatments, anti-social behaviour and providing feedback on the consultation.

Those who engaged online recounted instances of anti-social behaviour in a laneway near them, with a lot of contributors saying they would like the laneway near them closed. The link to the consultation details was posted a number of times by a resident of Moulden, with most of the contributors to the online discussions providing their feedback via doorknock, email, survey or meeting. Some examples of the nature of the commentary is below:



Meetings

Meeting with the Department of Housing

City of Palmerston consulted with the Department of Local Government, Housing and Community Development about the laneway treatment trial in order to gather feedback on the laneway closures or lighting upgrades nearby Territory public housing. It was noted that the department understands that particular areas and laneways are at a higher risk of anti-social behaviour than others. The laneway between Bonson Terrace and Staghorn Court in Moulden was a particular concern to the Housing Operations team as they receive a high amount of incident reports about tenants in that area and how these tenants use the laneways. At the time of the meeting, the department did not receive any feedback on the trial or consultation from residents living in public housing close to the 11 laneways in the trial.

Meetings with residents

Three residents took up the offer to meet to discuss the laneway treatments and provide feedback on the laneway near them.

A summary of these meetings is below:

Meeting 1, residents adjoining Gumnut Way to Staghorn Court laneway

Residents are frustrated about how some people, namely kids, use the laneway. Residents have noted and reported to the Police antisocial behaviour and other problems occurring in the laneway such as broken bottles being thrown over the fence, abuse, swearing, racism, domestic violence incidents, kids using the motorbike barriers as steps and fires. They feel that the lights have created a “playground” environment for kids and is now being used up until 10.30pm.

Quality of life is being impacted and feels the opinion of property owners should carry a higher weight than tenants or those in public housing, especially those who live next door to the laneway. They would like to see the laneway closed and noted that compromise could be a partial closure. Residents had a number of other questions not directly related to the lighting upgrades.

Meeting 2, resident adjoining Gumnut Way to Staghorn Court laneway

Crime and anti-social behaviour from the laneway is not a new issue and has been going on for 10 years. It is getting worse and the lights seem to have made it worse. In the last three-months they have been broken into multiple times and made note of frequent domestic violence incidents, kids causing trouble, night time disturbances. “They have been using the laneway like a playground. The kids don’t have things to do so they are using this laneway to play in. It’s at night too, late and the kids are playing in there until 10pm... We are tired. These last three months have been hard.”

They are at breaking point and are considering selling. The disturbances are significantly impacting the wellbeing of the family, including their young children. Discussions have been had previously about buying the land but did not come to fruition as the two of the properties next to the laneway are public housing. Resident said people who legitimately use the laneway are infrequent but could easily change their route to travel via the park. Preference is for closure.

Meeting 3, resident adjoining Strawbridge Crescent and Politis Court laneway

The resident would like the laneway permanently closed. The issue is day time anti-social behaviour. The problem has been getting worse year after year and has been particularly bad over the past three months. The night time closure has stopped some shenanigans however a lot of the crime and anti-social behaviour occurs during the day and when people are home.

Resident has had a number of items stolen from their backyard, windows smashed and holes cut in the fence. The alcohol free houses down the road have caused some issues with people tending to drink on the street. Motorbikes still ride down the laneway (note: during the meeting 2x motorbikes rode through the laneway at approximately 10:40am). Understands that there is a Council process for these things (referring to closing a laneway) but would like the laneway closed.

Insights

The following observations and analysis can be made from the consultation process on City of Palmerston's laneway treatment trial.

High level of interest and emotion

There was a distinct high level of interest and emotion from two stakeholder groups relating to two particular laneways in the trial. These stakeholder groups would like to see the laneways near them closed. These stakeholder groups reported a negative impact to their quality of life and wellbeing due to issues with the laneway near them. It is of note, the most vocal stakeholders from these groups live alongside a laneway. The laneways attracting the high level of interest and emotion were:

- Gumnut Way to Staghorn Court, Moulden
- Politis Court to Strawbridge Crescent, Moulden.

These groups have been diligent in reporting anti-social behaviour and criminal activity to the NT Police and City of Palmerston. Some stakeholders in these groups are also vocal on social media.

Proximity to laneway

Generally, those who lived closer to the laneway had a higher interest in the consultation and reported more negative impacts. Those who lived closer to the laneway were more inclined to request a partial or full closure of the laneway.

Increase in meaningful engagement

Compared to the consultation in Stage 1, the Stage 2 consultation attracted more meaningful engagement from stakeholders who naturally took more of an interest in the trial once the improvements were in place. This is evident in the feedback received through the doorknocks, where some people would spend up to ten minutes providing their feedback to the project team.

Review of Laneway Closure policy

Stage 1 and 2 of the consultation has provided valuable feedback for City of Palmerston. It can be deduced from the varied nature of feedback received and varying levels of interest and emotion, that a one size fits all approach cannot be used when determining treatments for laneways in the municipality.

Consultation process

Some residents felt their feedback would not be genuinely used by Council to inform the long-term treatments for the laneways and believed Council had already decided what they would do to each laneway.

Recommendations:

- Council consider the feedback collected from residents and stakeholders on the Laneway Treatment Trial when reviewing treatments for the laneways.
- Council to continue to check-in with residents on the impacts of the treatments long-term.



AGENDA ITEM:	13.2.4
REPORT TITLE:	INPEX – operated Ichthys LNG Sponsorship Program – 2019 Palmerston Halloween event
REPORT NUMBER:	9/0306
MEETING DATE:	17/09/2019
AUTHOR:	Community Events Coordinator, Maxine Dowley
APPROVER:	Acting Manager Community Services, Anna Ingram

COMMUNITY PLAN

Family and Community: Palmerston is a safe and family friendly community where everyone belongs.

PURPOSE

The purpose of this report is for Council to consider an offer of external sponsorship to the value of \$5,000 from INPEX – operated Ichthys LNG sponsorship program for Palmerston 2019 Halloween event.

KEY MESSAGES

- Council staff applied for external sponsorship through the INPEX-operated Ichthys LNG sponsorship program, to the value of \$5,000 for a Palmerston community event, 'Halloween at Goyder'.
- This event is included in the 2019/20 Council budget, however due to the success of the event in 2018, the team saw an opportunity to expand the event using this sponsorship funding.
- The sponsorship application was successful and Council approval to accept the sponsorship offer is being recommended.

RECOMMENDATION

1. THAT Report Number 9/0306 entitled INPEX- operated Ichthys LNG Sponsorship Program – 2019 Palmerston Halloween event be received and noted.
2. THAT Council accepts the INPEX- operated Ichthys LNG Sponsorship Program of \$5,000 for the 2019 Palmerston Halloween event.

BACKGROUND

An objective in Council's Community Plan is that "We Focus on Families" which we achieve by creating engaging and fun activities which are available for Palmerston's families

The 'Halloween at Goyder' event was held for the first time on 27 October 2018. It was a very successful event that attracted over 900 people to Goyder Square and the Library.

Activities at this event included:

- Special FlicNics screening of 'Goosebumps'
- Haunted House experience in the Library Community Room
- Spooky decorations, including a graveyard, pumpkins, ghosts and more
- Opportunity for the community to dress up in Halloween costumes

Due to the success of the event, it was included in the 2019/2020 Council budget to be repeated in October 2019.

When the INPEX Community Sponsorship's became available, staff identified an opportunity to use external sponsorship (if successful) to expand the event.

The additional funds could be used to expand the event by:

- increasing marketing and promotion
- additional food vendors
- entertainment providers, such as a jumping castle, face-painting, photo booth, roving characters and more prizes for costumes.

Council was notified on 23 August 2019 that they had been successful in securing a one off \$5,000 sponsorship. The purpose of this report is to seek Council approval to accept this sponsorship.

DISCUSSION

Grant funding received by Council is usually sourced through government pathways and is not often sourced through private external companies. However, in this instance, Community Services staff took the initiative to explore alternative sources of funding and discovered the INPEX-operated Ichthys LNG sponsorship, which is part of the company's Community Investment Program to support the communities in which they operate.

In his letter of offer, Mr John Williams, External Affairs Manager states:

"INPEX shares your aim of providing a fun activity in a safe space to bring together families in the Palmerston Community, and we are excited to support your vision through this sponsorship".

There are some requirements from INPEX around accepting this one off funding (\$5000) that the City of Palmerston would have to meet, including:

- Funding is used only for the purpose outlined in the sponsorship application
- Branding requirements for all promotional materials
- Media release to be approved by INPEX before publication
- Engagement opportunity for INPEX employees and stakeholders (identified by council staff, e.g. awarding a prize)
- Evaluation report and acquittal

More details on these requirements can be found in **Attachment A**

The requirements are considered reasonable and can be easily met by Council.

CONSULTATION PROCESS

The following City of Palmerston staff were consulted in preparing this report:

- Community Events Officer

REPORT NUMBER: 9/0306

REPORT TITLE: INPEX- operated Ichthys LNG Sponsorship Program – 2019 Palmerston Halloween event.

REPORT PAGE NUMBER 2

POLICY IMPLICATIONS

The current Council policy *FIN18 Grants, Donations, Scholarships and Sponsorships* only covers support Council provides to the community, it does not address financial support provided to Council. Given the lack of direction via Council policy, Council direction is being sought. Inclusion of external sponsorship into a future policy is recommended.

BUDGET AND RESOURCE IMPLICATIONS

The 'Halloween on Goyder event has been included in the 2019/20 budget, with an allocation of \$6,000.

Acceptance of this funding will increase the budget for the 'Halloween on Goyder event by \$5,000 to a total of \$11,000, which would cover the additional costs required to expand the event for 2019.

RISK, LEGAL AND LEGISLATIVE IMPLICATIONS

Given that this sponsorship is offered for just one year, if the 2019 Halloween event is successful in its expanded form, Council would need to find additional funds in its operational budget to deliver this event in its expanded form in 2020. There is a risk that this might not be achievable however this is considered a minor risk given the value of sponsorship.

There may be a perceived risk to the City of Palmerston in accepting funding from a private external organisation, in terms of community perceptions. INPEX is clear in its offer of funding that this is part of their broader community investment program to support communities in which they operate.

ENVIRONMENT SUSTAINABILITY IMPLICATIONS


There are no environment sustainability implications for this report.

COUNCIL OFFICER CONFLICT OF INTEREST DECLARATION

We the Author and Approving Officers declare that we do not have a conflict of interest in relation to this matter.

ATTACHMENTS

Attachment A: INPEX-operated Ichthys LNG Sponsorship – Letter of Offer



INPEX Operations Australia Pty Ltd
ABN 48 150 217 262

22/100 St Georges Terrace Perth
Western Australia 6000

Tel +61 8 6213 6000

Fax +61 8 6213 6455

INPEX.com.au

23 August 2019

Tiffany Brown
City of Palmerston
1 Chung Wah Tce
Palmerston NT 0831

Dear Tiffany

INPEX-operated Ichthys LNG sponsorship

I am pleased to advise that INPEX-operated Ichthys LNG wishes to support your organisation with the funding of **A\$ 5,000.00** (excl. GST) towards the **2019 Halloween at Goyder**.

This contribution is part of INPEX's broader community investment program to support communities in which we operate. INPEX shares your aim of providing a fun activity in a safe space to bring together families in the Palmerston community, and we are excited to support your vision through this sponsorship.

INPEX strives to improve its understanding of the outcomes, achievements and social value created by its community investments. We also wish to promote broader community awareness of, and engagement of our employees in, the events and programs that INPEX supports. To this end, we look forward to working with you to measure the outcomes and impact of this initiative and explore opportunities to promote our collaboration and engage our employees.

Further details of our sponsorship requirements are outlined in the INPEX Sponsorship Terms (Attachment 1). Please also find attached with this letter your original sponsorship application (Attachment 2) and INPEX's Anti-Bribery and Anti-Corruption Standard (Attachment 3).

I would appreciate if you could please read these attachments and acknowledge your understanding of the requirements by returning a signed copy of Attachment 1 (pg. 3).

Receipt of that signed document will launch the payment process.

Should you have any further questions or require any assistance, please contact Natalie Garmony, Corporate Social Responsibility Advisor (sponsorship@inpex.com.au; ph: 08 6213 6721).

I wish you every success and look forward to hearing more about this important initiative.

Yours sincerely

John Williams
External Affairs Manager

Enclosed:

Attachment 1 – Ichthys LNG Sponsorship Terms (p.p. 2-3)

Attachment 2 – Your sponsorship proposal*

Attachment 3 – INPEX Anti-Bribery and Anti-Corruption Standard*

* attached to the email, separate to this letter

ATTACHMENT 1: ICHTHYS LNG SPONSORSHIP TERMS**Funding Entity (sponsored organisation)**

City of Palmerston

Initiative

2019 Halloween at Goyder

Funding

A\$ 5,000.00 (excluding GST)

Sponsoring Entity (for promotional purposes)

INPEX-operated Ichthys LNG

Billing Entity (refer to 'Payment of funds')

INPEX Operations Australia Pty Ltd

Purpose and deliverables

The Funding must be used only for the purpose as outlined in your sponsorship proposal (Attachment 2) and any further communications/agreements with INPEX.

INPEX expects that the deliverables to Initiative beneficiaries and to INPEX will be in accordance with the sponsorship proposal.

For any proposed material changes to the purpose and deliverables as outlined in the sponsorship proposal, we kindly ask you to consult with INPEX first.

Branding requirements

As part of the sponsorship package, it is expected that **INPEX-operated Ichthys LNG** will be appropriately acknowledged as a sponsor. This may include branding and marketing opportunities through social media, publications, announcements, media releases etc.

Please note the following requirements when using the Ichthys LNG brand mark (logo) and providing acknowledgement:

- The brand mark must only be reproduced electronically.
- The brand mark is to include the full amount of background surround and must not be cropped down.
- When applied the brand mark must always have 30 per cent of its mass as clear space surrounding it.
- The brand mark must never form part of a headline or text copy.
- When referring to the Project name in copy, use '**INPEX-operated Ichthys LNG**'.
- Written approval from INPEX should be sought before publishing the brand mark on any announcements, publications or communications.
- If you wish to credit Ichthys LNG in social media forums, please use the tags @inpexaustralia and #IchthysLNG (please seek approval first).
- Any photos, images or video content provided to INPEX by your organisation may be used by INPEX for company promotional and communication materials. A copy of INPEX's photography/videography consent form will be attached to the email in which this letter is sent.

Media release

We strongly encourage you to promote our partnership through a media release or statement. Quotes from an INPEX spokesperson are available upon request. All media releases must be approved by INPEX before publication.

ATTACHMENT 1: ICHTHYS LNG SPONSORSHIP TERMS

Engagement opportunities

INPEX encourage its employees and stakeholders to engage in the community activities that we support. We ask for your support in identifying opportunities for our staff and stakeholders to be involved in your initiative and organisation.

Evaluation and reporting

Evaluation of the program is vital to make continuous improvement in what we invest and how we invest in the community. You will be asked to provide INPEX with a report at the end of the sponsorship period detailing outcomes of your initiative, in addition to an acquittal of the Funding.

Anti-bribery and anti-corruption

As a global company with more than 70 active projects across 25 countries, INPEX has standards relating to anti-bribery and anti-corruption. These prohibit bribery or the making of other unlawful or improper payments that seek to improperly influence any individual or entity in the performance of their role or function. This includes all activities undertaken on behalf of INPEX or funded by INPEX.

Please read the attached INPEX Anti-Bribery and Anti-Corruption Standard (Attachment 3).

Payment of funds

Please refrain from submitting an invoice for payment on receipt of this letter, and please observe our finance process as described below.

NB: Please be advised that it can take several weeks to register you as a vendor (as applicable), raise a purchase order and process your invoice. Therefore, we thank you in advance for your prompt and careful response to requests for information or registration, which will support the finance process and swifter payment of funds.

Upon signing of the Acknowledgment (below) and return of Attachment 1, INPEX will be in contact to arrange invoicing and facilitate payment.

If you are a first-time sponsorship recipient, you will be asked to complete a Vendor Registration process to establish your organisation as a vendor in INPEX's accounting system.

Your sponsorship funds will be paid by purchase order. Once you have received a purchase order notification (by email), you may submit an invoice for payment. Please remember to include the following items in your invoice:

1. The purchase order number that you will receive by email.
2. The INPEX billing entity as included in the purchase order number email.
3. The correct sponsorship amount (as shown above), plus any applicable GST¹.

Payment terms

INPEX's standard payment term is 30 days from the receipt of a correct and complete invoice.

Acknowledgment

Please sign below to acknowledge you have read and understood the sponsorship terms and INPEX's Anti-Bribery and Anti-Corruption rules respectively outlined in Attachment 1 and Attachment 3, and then return a signed copy by email to: sponsorship@inpx.com.au.

Name _____ Signature _____

Organisation _____ Date ____ / ____ / 2019

¹ Please be aware that your invoice may be raised for the allocated sum and an additional 10% GST, provided that the taxable portion is separated and labelled "GST".

AGENDA ITEM:	13.2.5
REPORT TITLE:	Marlow Lagoon Dog Park Improvements
REPORT NUMBER:	9/0307
MEETING DATE:	17/09/2019
AUTHOR:	Acting Manager Infrastructure and Maintenance, Alex Douglas
APPROVER:	Director City Growth and Operations, Kathy Jarrett

COMMUNITY PLAN

Future Focused: Palmerston is an innovative city that sustains itself through the challenges of the future.

PURPOSE

This report considers a petition received requesting a Small Dog Area at Marlow Lagoon Dog.

KEY MESSAGES

- A Petition has been received from community members including signatures from Palmerston residents and persons from outside the municipality seeking improvements to the Marlow Lagoon Dog Park focussing on the provision of an area for small dogs.
- The current facility comprises a large 'common' area for all dogs of approximately 32,000 square metres (3.2Ha) at the northern end of the Marlow Lagoon Reserve. A fenced 'isolation' area of approximately 900 square metres for dogs which do not socialise well is also provided.
- Within the common area there is a grassed area with a dog agility course, a shaded BBQ area, several pathways, shaded trees, park bench seats and frontage to the lagoon. The isolated area has no shade (trees or structures) or irrigated grass.
- Based on the comments and ideas raised in the Petition as well as from further investigations and research into better practices in the development of dog parks, this report recommends that Council develop a concept plan and undertake further consultation regarding improvements that may be appropriate for Marlow Lagoon Dog Park.

RECOMMENDATION

1. THAT Report Number 9/0307 entitled Marlow Lagoon Dog Park Improvements be received and noted.
2. THAT Council develops of a concept plan for the provision of a Small Dog Area at Marlow Lagoon Dog Park considering the feedback raised in the Petition received as well as good practice principles in the development of successful dog parks.
3. THAT following the development of the concept plan, community consultation be undertaken regarding the concept plan outlining possible improvements to Marlow Lagoon Dog Park.

4. THAT a report be provided to Council by the 1st Ordinary meeting in December 2019 advising outcomes of the consultation together with a recommended implementation plan and costs for any proposed improvements to the Marlow Lagoon Dog Park in particular the provision of a small dog area.

BACKGROUND

A Petition has been received and presented to Council on 16 July 2019 calling on Council to build an area suitable and safe for small dogs at Marlow Lagoon Dog Park. The Petition contained 304 names including:

- 103 with addresses from interstate or overseas.
- 85 with no address.
- 59 Palmerston residents.
- 57 from rural locations or elsewhere in the NT.

An extract from the online Petition lists the following outcomes sought from Council:

- Access to an area without having to interact with the larger dogs.
- Irrigation.
- Shade trees
- A human and dog drinking station, with a water trough for the dogs to cool off in.
- A picnic bench to sit at, with protection from the rainy wet season
- A bin for dog waste bags.
- A double gate entry.
- Lighting, so people can use the area at night.
- An agility course.

Source: <https://www.change.org/p/palmerston-city-council-call-for-a-designated-small-dog-area-at-marlow-lagoon-dog-park>

On receiving the Petition, Council resolved:

1. *THAT the petition presented by Alderman Garden on behalf of Ashley Horton regarding Call for a Designated Small Dog Area at Marlow Lagoon Dog Park be tabled at the Council Meeting held on Tuesday, 16 July 2019.*
2. *THAT Council receives and notes the petition received 4 July 2019 by Ashley Horton regarding Call for a Designated Small Dog Area at Marlow Lagoon Dog Park.*
3. *THAT a report be presented to the Second Ordinary meeting of Council in September 2019 regarding the petition requesting the Call for a Small Dog Area at Marlow Lagoon Dog Park.*

CARRIED 9/0730 – 16/07/2019

In considering the matters raised in the Petition, staff visited the site to review the current Park layout and possible improvements. Whilst at the site for this purpose, Council's staff took the opportunity to talk with users about their views of the Park. In this regard, it is further noted that Council's Rangers often visit the site and discuss with users as well as observe how the current Park layout is operating, successfully or otherwise.

In addition to the site visit, research has been undertaken in terms of better practices in the provision of dog parks and several useful resources have been identified including 'Unleashed, A Guide to Successful Dog Parks' released by the Dog and Cat Management Board in South Australia.

This report considers the matters raised in the Petition as well as the additional information outlined above and seeks Council's support to undertake further community consultation following the development of a concept plan that considers the Petition and other relevant information. Following consultation, it is recommended that a report be presented to Council detailing the outcomes of the consultation and making recommendations for any proposed improvements together with an appropriate funding strategy.

DISCUSSION

The current facility comprises a large 'common' area for all dogs of approximately 32,000 square metres (3.2Ha) at the northern end of the Marlow Lagoon Reserve. A fenced 'isolation' area of approximately 900 square metres for dogs which do not socialise well is also provided.

Within the common area there is a grassed area with a dog agility course, a shaded BBQ area, several pathways, shaded trees, park bench seats and frontage to the lagoon. The current isolated area has no shade (trees or structures) or irrigated grass.

Marlow Lagoon Dog Park has many features considered good practice such as its size (giving dogs room to roam), natural features as well as agility fixtures (providing brain activities), and space for dog owners to also engage in the area.

A feature less available at the Park that, based on research is considered good practice, are smaller spaces set aside as 'special use areas' that also include other best practice features such as agility equipment and natural activity areas. Special use areas could be for smaller dogs, as well as for older dogs that are uncomfortable in the bigger park.

During investigation of the matters / opportunities raised in the Petition, the following observations were made:

- The isolated compound area is relatively small, approximately 20m x 48m or approximately 900sqm.
- This area has no irrigation and is dry and hot.
- There is no access to the lake from within the compound.
- There is a small water bowl that is used for drinking and by some dogs for cooling down.
- There is no shade within the compound. A few trees are located outside the compound.
- No seating is provided for users.
- There are no pathways.
- The area is poorly drained and prone to flooding.
- There is no play/agility equipment, bin for dog waste bags, drinking fountain for owners/users.
- If a big dog is already within the area, then small dogs have nowhere to go.

Whilst the Petition seeks separate areas for large and small breeds, it is recommended that a concept plan for Marlow Lagoon Dog Park be developed for the purposes of community consultation. In the development of the concept plan, a range of interstate and international documents that provide guidance on dog parks will be reviewed. This will assist in identifying best practices in the delivery of dog parks including understanding better identified trends towards the provision of parks with dedicated areas as options for dog owners to use.

The development of concept designs will look to address the following objectives:

- to optimise the inclusion of as many activity zones/areas as possible e.g. dog education/training, sensory, exploratory, open run-about, and 'time out' areas
- to ensure the design addresses dog behaviour and management requirements as best as possible
- to ensure the dog park, as an open space and recreation asset, is designed in line with council's standards
- to understand the development cost and ongoing maintenance cost implications of a dog park/dog parks
- to ensure the site can take the level of likely use and not become degraded e.g. muddy, dusty, eroded
- to ensure all site considerations are addressed in the design e.g. configuration, sight lines, separation of different activity areas, tree/vegetation management, maintenance and pedestrian access points, fence and gate safety considerations.

Following the development of a concept plan, it is recommended that community consultation be undertaken to identify whether the proposed improvements meet community expectations.

It is also envisaged that the work undertaken above will feed into Council's investigations into the possibility of a second City of Palmerston dog park located in Zuccoli / Johnston.

CONSULTATION PROCESS

In the preparation of this report, regard has been given to the matters raised in the Petition as well as information obtained through early research into best practice dog parks.

In addition to the above, the following staff were consulted in the preparation of this report:

- Rangers
- Open Space Team
- Capital Works Coordinator
- Executive Manager Finance

POLICY IMPLICATIONS

There are no policy implications for this report.

BUDGET AND RESOURCE IMPLICATIONS

No funds have been allocated in the adopted budget for improvements at Marlow Lagoon Dog Park of the kind requested in the Petition.

However, the development of a concept plan and the conduct of community consultation can be accommodated within existing budgets.

Any future improvements to be made at the Marlow Lagoon Dog Park will be costed through the development of the concept plan. Strategies for funding the project if recommended will also be developed and included within the Council report to the 1st Ordinary meeting in December 2019.

RISK, LEGAL AND LEGISLATIVE IMPLICATIONS

In developing the concept plan, consideration will also be given to what controls and risk mitigation measures will be required for the various elements. For example controlled use of areas, to ensure used for intended purpose and clarification on definition of small dog versus large dog.

ENVIRONMENT SUSTAINABILITY IMPLICATIONS

There are no environment sustainability implications for this report.

COUNCIL OFFICER CONFLICT OF INTEREST DECLARATION

We the author and approving officer declare that we do not have a conflict of interest in relation to this matter.

ATTACHMENTS

There are no attachments for this report.

AGENDA ITEM:	13.2.6
REPORT TITLE:	Capital Rollovers and Unexpended Grant Allocations 2018/2019
REPORT NUMBER:	9/0311
MEETING DATE:	17/09/2019
AUTHOR:	Executive Manager Finance, Shane Nankivell
APPROVER:	Chief Executive Officer, Luccio Cercarelli

COMMUNITY PLAN

Governance: Council is trusted by the community and invests in things that the public value.

PURPOSE

This report seeks Council approval to transfer the capital rollovers, and the unexpended grants from the 2018/2019 financial year into Reserves, and then transfer out of reserves in the 2019/2020 financial year.

KEY MESSAGES

- At the Third Quarter Budget Review 2018/2019 the Unexpended Grants Reserve held a balance of \$1,114,000.
- The total amount to be transferred to the Unexpended Grant Reserve for 2018/2019 is \$7,949,501.48, representing the unspent portion of specific purpose grants received in 2018/2019.
- This results in a reserve balance at 30/06/2019 of \$9,063,501.48 for Unexpended Grants.
- \$2,306,792.69 is to be transferred out of the Unexpended Grants Reserve into the 2019/2020 budget.
- Unexpended Capital Works totalled \$1,195,254.81 for 2018/2019, this is to be transferred into Reserves at 30/06/2019 and drawn upon in 2019/2020 to finalise the 2018/2019 capital works program.

RECOMMENDATION

1. THAT Report Number 9/0311 entitled Capital Rollovers and Unexpended Grant Allocations 2018/2019 be received and noted.
2. THAT Council adopts the reserve movements for 30 June 2019 of:
 - (i) Transfer to reserve:
 - \$7,949,501.48 transferred to Unexpended Grants Reserve;
 - \$1,195,254.81 transferred to Unexpended Capital Works Reserve;
3. THAT Council adopts reserve movements and associated expenditure as at 1 July 2019 of:
 - (i) Transfer from reserve:
 - \$2,306,792.69 transferred from Unexpended Grants Reserve;
 - \$1,195,254.81 transferred from Unexpended Capital Works Reserve;

BACKGROUND

Report Number 9/0292 Financial Analysis for 2018/2019 Financial Year was submitted to Council at the Second Ordinary Meeting held on 20 August 2019 providing an interim assessment of the budget vs actuals for the 2018/2019 budget. At the time the report was submitted figures for the capital programs and grants were still being finalised.

This report seeks Council approval to transfer funds from the 2018/2019 capital budget into Reserves, to then be drawn upon in 2019/2020 for completion of the 2018/2019 capital works program.

Further, Council received nearly \$8 million in unbudgeted grants in June 2019. A complete reconciliation of Council's grants has been undertaken requesting to transfer these unexpended funds into Reserves and draw down on the projects intended to commence this financial year.

A supplementary report will be submitted to Council in conjunction with the Annual Report 2018/2019 to allocate the remaining end of year movements for Council's other cash backed Reserves.

DISCUSSION

The Annual Financial Statements are currently underway and based on reconciliations undertaken it is recommended to carry over budgeted buds to facilitate the completion of the 2018/2019 capital works program in 2019/2020. It is also recommended to transfer unexpended and unbudgeted grants into the reserve at 30 June 2019, and transfer out the items would be required to be drawn down upon in 2019/20 to facilitate a timely project schedule.

Unexpended Capital Works

Report Number 9/0292 entitled Financial Analysis for 2018/2019 Financial Year, reported that the capital program was 87% complete for the year. The balances of these projects are recommended for capital roll over in order to complete the capital projects that have already commenced and are committed for completion in the 2019/2020 year. There projects include:

Project	Amount \$	Commenced
Electronic Sign Education	5,902.00	Yes
PR6JECT - <i>Making a Splash</i>	34,480.00	Yes
PR6JECT - <i>Making the Switch</i>	163,528.66	Yes
Archer Landfill Rehabilitation	469,976.00	Yes
Digital Radio Upgrades	70,000.00	Yes
Refurbish Existing Play Equipment	191,800.00	Yes
New Playground Structures	68,010.00	Yes
Tree Replacement Program	55,870.00	Yes
All Ability Access	2,122.00	Yes
Carpark Strategy	18,572.00	Yes
Sustainability Programs	32,423.00	Yes
Laneway Program	82,571.15	Yes

It is therefore recommended that \$1,195,254.81 be transferred to the Unexpended Capital Works Reserve for 2018/2019 and drawn down upon in 2019/2020.

Unexpended and Unbudgeted Grants

As at 3rd Review 2018/2019, the funds allocated to the Unexpended Grants Reserve was \$1,114,000. It is recommended a further \$7,949,501.48 be transferred to the Reserve, bringing the total reserve balance to \$9,063,501.48 as at 30 June 2019.

Of these funds allocated to the Unexpended Grants Reserve a portion of these have been identified as underway, ongoing or as immediate priorities for Council, as such the grant funding for these projects is recommended to be drawn upon to the value of \$2,306,792.69. A total of \$964,000 has already been allocated in the 2019/2020 financial year as part of the Original Budget 2019/2020 leaving a balance of \$5,792,708.79 to be drawn down in the near future through budget reviews, which includes \$2,500,000 allocated to the pool, \$2,100,000 for building renewals, \$750,000 for street lighting improvements and \$250,000 for public lighting.

The projects to be presently drawn down include:

Project	Amount \$	Commenced
Youth Music Project	15,402.54	Yes
Shared Pathways - Walk, Cycle or Scoot to School	18,322.54	Yes
Stronger Communities Grant - Strawbridge Pocket Garden	9,000.00	Yes
Palmerston Youth Festival	37,143.61	Yes
Sustainability Grants - LED Upgrade Library & Rec Centre	126,455.00	Yes
Server Room & Power Upgrades Council Buildings	150,469.00	Yes
Smart Cities Program	500,000.00	Yes
Shared Paths Tulagi Road Yarrawonga	500,000.00	Yes
School Zone Road Safety	100,000.00	Yes
Greening & Cooling Tree Planting	100,000.00	
Greening & Cooling Landscaping	250,000.00	
Laneways	100,000.00	Yes
Palmerston Library Modernisation	50,000.00	
Mitchell Creek & Escarpment Feasibility & Operations	100,000.00	
Connected Pathways	250,000.00	

CONSULTATION PROCESS

The following City of Palmerston staff were consulted in preparing this report:

- Chief Executive Officer
- Director City Growth & Operations
- Director Lifestyle & Community

POLICY IMPLICATIONS

There are no policy implications for this report.

BUDGET AND RESOURCE IMPLICATIONS

If Council adopts the recommendations, a further \$3,502,047.50 will be allocated to the 2019/2020 annual budget to finalise the 2018/2019 capital works program as well as undertake projects that have received specific grant funding.

RISK, LEGAL AND LEGISLATIVE IMPLICATIONS

There are no risk, legal and legislative implications relating to this report.

ENVIRONMENT SUSTAINABILITY IMPLICATIONS

There are no environment sustainability implications for this report.

COUNCIL OFFICER CONFLICT OF INTEREST DECLARATION

We the author and approving officer declare that we do not have a conflict of interest in relation to this matter.

ATTACHMENTS

There are no attachments for this report.

14 INFORMATION AND CORRESPONDENCE

15 REPORT OF DELEGATES

16 QUESTIONS BY MEMBERS

17 GENERAL BUSINESS


18 NEXT ORDINARY COUNCIL MEETING

THAT the next Ordinary Meeting of Council be held on Tuesday, 8 October 2019 at 5.30pm in the Council Chambers, Civic Plaza, 1 Chung Wah Terrace, Palmerston.

19 CLOSURE OF MEETING TO PUBLIC

THAT pursuant to Section 65(2) of the *Local Government Act* and Regulation 8 of the *Local Government (Administration) Regulations*, the meeting be closed to the public to consider the Confidential item of the Agenda.

20 ADJOURNMENT OF MEETING AND MEDIA LIAISON



**COUNCIL MEETING
MINUTES
TUESDAY, 3 SEPTEMBER 2019**

CITY OF PALMERSTON

Minutes of Council Meeting
held in Council Chambers
Civic Plaza, 1 Chung Wah Terrace, Palmerston
on Tuesday 3 September 2019 at 5:30pm.

ELECTED MEMBERS

Mayor Athina Pascoe-Bell (Chair)
Deputy Mayor Benjamin Giesecke
Alderman Amber Garden
Alderman Damian Hale
Alderman Sarah Henderson
Alderman Tom Lewis
Alderman Lucy Morrison
Alderman Mick Spick

STAFF

Chief Executive Officer, Luccio Cercarelli
Director City Growth and Operations, Kathy Jarrett
Director Governance and Regulatory Services, Chris Kelly
Acting Director Lifestyle and Community, Amelia Vellar
Acting Executive Manager Organisational Services, Richard Iap
Communications Officer, Samantha Abdic
Minute Secretary, Alexandra Briley

GALLERY

Angela O'Donnell, Chamber of Commerce Northern Territory
Sowaibah Hanifie, ABC

1 ACKNOWLEDGEMENT OF COUNTRY

I respectfully acknowledge the traditional owners of the land on which we are meeting – the Larrakia People – and pay my respects to their elders, past, present and future.

2 OPENING OF MEETING

The Chair declared the meeting open at 5:30pm.

Initials: _____

3 APOLOGIES AND LEAVE OF ABSENCE

3.1 Apologies

Nil.

3.2 Leave of Absence Previously Granted

Nil.

3.3 Leave of Absence Request

Moved: Alderman Spick
Seconded: Deputy Mayor Giesecke

1. THAT the leave of absence received from Deputy Mayor Giesecke for 30 September 2019 to 2 October 2019 inclusive be received and noted.
2. THAT the leave of absence received from Alderman Spick for 19 October 2019 to 10 November 2019 inclusive be received and noted.

CARRIED 9/0791 – 03/09/2019

Moved: Alderman Lewis
Seconded: Alderman Hale

3. THAT the leave of absence received from Alderman Lewis for 5 September to 9 September 2019 inclusive be received and noted.
4. THAT the leave of absence received from Alderman Lewis for 1 October to 8 October 2019 inclusive be received and noted.

CARRIED 9/0792 – 03/09/2019

Initials: _____

4 REQUEST FOR TELECONFERENCING

Moved: Mayor Pascoe-Bell
Seconded: Deputy Mayor Giesecke

1. THAT the request for teleconferencing received from Deputy Mayor Giesecke for the meeting to be held on 1 October 2019 be granted.
2. THAT the request for teleconferencing received from Mayor Pascoe-Bell for the meeting to be held on 1 October 2019 be granted.

CARRIED 9/0793 – 03/09/2019

Moved: Alderman Lewis
Seconded: Alderman Hale

3. THAT the request for teleconferencing received from Alderman Lewis for the meeting to be held on 1 October 2019 be granted.

CARRIED 9/0794 – 03/09/2019

5 DECLARATION OF INTEREST

5.1 Elected Members

Nil.

5.2 Staff

Nil.

6 CONFIRMATION OF MINUTES

6.1 Confirmation of Minutes

Moved: Alderman Morrison
Seconded: Alderman Henderson

THAT the Minutes of the Council Meeting held on Tuesday, 20 August 2019 pages 9860 to 9869, be confirmed.

CARRIED 9/0795 – 03/09/2019

Initials: _____

6.2 Business Arising from Previous Meeting

Nil.

7 MAYORAL REPORT

7.1 Mayoral Update Report - August 2019

M9/014

Moved: Mayor Pascoe-Bell

Seconded: Alderman Garden

THAT Report Number M9/014 entitled Mayoral Update Report - August 2019 be received and noted.

CARRIED 9/0796 - 03/09/2019

8 DEPUTATIONS AND PRESENTATIONS

8.1 Creative Industries Strategy for the NT

Moved: Alderman Morrison

Seconded: Deputy Mayor Giesecke

THAT the presentation by Angela O'Donnell of Creative Industries Steering Committee Chamber of Commerce NT be received and noted.

CARRIED 9/0797 - 03/09/2019

9 PUBLIC QUESTIONS (WRITTEN SUBMISSIONS)

Nil.

Initials: _____

10 CONFIDENTIAL ITEMS

10.1 Moving Confidential Items into Open

10.1.1 Library Services – Taminmin Community Library Shared Service Extension

C9/0302

Moved: Alderman Spick
Seconded: Alderman Henderson

1. THAT Report Number C9/0302 entitled Library Services – Taminmin Community Library Shared Service Extension be received and noted.
2. THAT Council note that the City of Palmerston will be providing branch staff and management oversight for the public library service at Taminmin Community Library as a fee for service for a further fixed term of 12 months, commencing 1 January 2020 as part of regional collaboration and shared services.
3. THAT Council notes the provision of an additional four (4) City of Palmerston limited tenure full time equivalents for a 12-month period, to provide the library service to Litchfield Council and that positions will be fully funded by Litchfield Council.
4. THAT Council notes the intention to review the current staffing structure and provide appropriate staff in accordance with the review, and that these positions will be fully funded by Litchfield Council and may effect the number of limited tenure full time employees for the 12 months required until 31 December 2020.
5. THAT Council Decisions relating to Report Number C9/0302 entitled Library Services – Taminmin Community Library Shared Service Extension be moved to the Open Minutes on 3 September 2019.

CARRIED 9/0815 – 03/09/2019

10.2 Moving Open Items into Confidential

Nil.

Initials: _____

10.3 Confidential Items

Moved: Alderman Morrison
Seconded: Alderman Garden

THAT pursuant to *Section 65(2) of the Local Government Act* and *Regulation 8 of the Local Government (Administration) Regulations* the meeting be closed to the public to consider the following confidential items.

ITEM	REGULATION	REASON
25.2.1	8(c)(iv)	This item is considered 'Confidential' pursuant to <i>Section 65(2) of the Local Government Act</i> and <i>8(c)(iv) of the Local Government (Administration) Regulations</i> , which states municipal council may close to the public only so much of its meeting as comprises the receipt or discussion of, or a motion or both relating to, information that would, if publicly disclosed, be likely to prejudice the interests of the council or some other person is discussed.

CARRIED 9/0798 - 03/09/2019

11 PETITIONS

Nil.

12 NOTICES OF MOTION

12.1 Mitigation of Inappropriate Disposal of Waste

Moved: Alderman Spick
Seconded: Alderman Garden

THAT a report be prepared for the first ordinary meeting in December 2019, outlining strategies for the City of Palmerston to mitigate the inappropriate disposal of waste within the municipality.

CARRIED 9/0799 - 03/09/2019

Initials:

13 OFFICERS REPORTS

13.1 Receive and Note Reports

13.1.1 *Prójects* - Smart Cities Update Report September 2019 9/0281

Moved: Alderman Morrison
Seconded: Alderman Henderson

THAT Report Number 9/0281 entitled *Prójects* - Smart Cities Update Report September 2019 be received and noted.

CARRIED 9/0800 – 03/09/2019

13.1.2 Palmerston Safe Communities Committee August 2019 Minutes 9/0296

Moved: Alderman Hale
Seconded: Alderman Morrison

THAT Report Number 9/0296 entitled Palmerston Safe Communities Committee August 2019 Minutes be received and noted.

CARRIED 9/0801 – 03/09/2019

13.2 Action Reports

13.2.1 Liquor Licence Application – Gateway Select Wine, Beer and Spirits –
Substitution and Relocation to Liquor Licence Number FLL1019 9/0295

Moved: Alderman Lewis
Seconded: Alderman Henderson

1. THAT Report Number 9/0295 entitled Liquor Licence Application – Gateway Select Wine, Beer and Spirits – Substitution and Relocation to Liquor Licence Number FLL1019, be received and noted.
2. THAT Council endorse the letter to the Director-General of Licensing objecting under s47F (2)(a) and (2)(b) of the *Liquor Act (NT)*, **Attachment C** to Report Number 9/0295 entitled Liquor Licence Application – Gateway Select Wine, Beer and Spirits – Substitution and Relocation to Liquor Licence Number FLL1019.

CARRIED 9/0802 – 03/09/2019

Initials: _____

13.2.2 Local Government Association of the Northern Territory General Meeting Motions and Representation 9/0299

Moved: Alderman Garden
Seconded: Alderman Morrison

1. THAT Report Number 9/0299 entitled Local Government Association of the Northern Territory General Meeting Motions and Representation be received and noted.
2. THAT Council endorses the following motions to the Local Government Association of the Northern Territory General Meeting on 7 November 2019:

- Access to Building Records; and
- Constitutional Amendment on LGANT Executive Composition

being **Attachment A** and **Attachment B** to Report Number 9/0299 entitled Local Government Association of the Northern Territory General Meeting Motions.

CARRIED 9/0803 – 03/09/2019

13.2.3 Council's Submission to the Social Policy Scrutiny Committee on the Draft *Burial and Cremation Bill* 9/0300

Moved: Alderman Morrison
Seconded: Alderman Lewis

1. THAT Report Number 9/0300 entitled Council's Response to the Draft *Burial and Cremation Bill* be received and noted.
2. THAT Council endorse the submission being **Attachment A** to Report Number 9/0300 entitled Council's Response to the Draft *Burial and Cremation Bill* to be sent to the Social Policy Scrutiny Committee.

CARRIED 9/0804 – 03/09/2019

Initials: _____

13.2.4 Elected Member Insurance Coverage

9/0301

Moved: Alderman Lewis
Seconded: Alderman Henderson

1. THAT Report Number 9/0301 entitled Elected Member Insurance Coverage be received and noted.
2. THAT Council amend its Motor Vehicle Insurance Policy to provide coverage for the loss of any excess and no claim bonus for any Elected Member up to \$1,500 per event for a vehicle used in connection with Council business with prior consent as outlined in Report Number 9/0301 entitled Elected Member Insurance Coverage.

CARRIED 9/0805 - 03/09/2019

13.2.5 Palmerston Division of the Development Consent Authority (DCA) - Representation

9/0303

Moved: Alderman Garden
Seconded: Deputy Mayor Giesecke

1. THAT Report Number 9/0303 entitled Palmerston Division of the Development Consent Authority (DCA) - Representation be received and noted.
2. THAT Council nominate Deputy Mayor Giesecke and Alderman Henderson as members of the Palmerston Division of the Development Consent Authority (DCA).
3. THAT Council nominate Mayor Pascoe-Bell as the alternate member of the Palmerston Division of the Development Consent Authority (DCA).

CARRIED 9/0806 - 03/09/2019

Initials: _____

14 INFORMATION AND CORRESPONDENCE

14.1 Information

14.1.1 LGANT Draft Executive Minutes – 19 August 2019

Moved: Alderman Garden
Seconded: Alderman Hale

THAT Council receive and note Item 14.1.1 entitled LGANT Draft Executive Minutes - 19 August 2019.

CARRIED 9/0807 – 03/09/2019

14.2 Correspondence

14.2.1 LGANT Call for Nominations – Minister's Advisory Council on Multicultural Affairs

Moved: Alderman Garden
Seconded: Deputy Mayor Giesecke

1. THAT Council receive and note Item 14.2.1 entitled LGANT Call for Nominations – Minister's Advisory Council on Multicultural Affairs.
2. THAT Alderman Morrison be nominated to represent LGANT as an observer on the Minister's Advisory Council on Multicultural Affairs.

CARRIED 9/0808 – 03/09/2019

15 REPORT OF DELEGATES

Nil.

16 QUESTIONS BY MEMBERS

Nil.

Initials: _____

17 GENERAL BUSINESS

17.1 Appointment of Acting Mayor

Moved: Alderman Spick
Seconded: Alderman Henderson

THAT Alderman Hale be appointed as Acting Mayor from 30 September 2019 to 2 October 2019 inclusive.

CARRIED 9/0809 – 03/09/2019

18 NEXT COUNCIL MEETING

Moved: Alderman Morrison
Seconded: Alderman Garden

THAT the next Ordinary Meeting of Council be held on Tuesday, 17 September 2019 at 5:30pm in the Council Chambers, First Floor, Civic Plaza, 1 Chung Wah Terrace Palmerston.

CARRIED 9/0810 – 03/09/2019

19 CLOSURE OF MEETING TO PUBLIC

Moved: Alderman Spick
Seconded: Alderman Garden

THAT pursuant to Section 65(2) of the *Local Government Act* and Regulation 9 of the *Local Government (Administration) Regulations* the meeting be closed to the public to consider the Confidential Items of the Agenda.

CARRIED 9/0811 – 03/09/2019

Initials: _____

20 ADJOURNMENT OF MEETING AND MEDIA LIAISON

Moved: Alderman Lewis
Seconded: Alderman Garden

THAT the meeting be adjourned for 30 minutes for media liaison.

CARRIED 9/0812 - 03/09/2019

The meeting adjourned at 6:49pm.



Athina Pascoe-Bell
MAYOR

Date:
