



CITY OF PALMERSTON 2016/17

Annual Report

DRAFT



Acknowledgement **OF COUNTRY**

The City of Palmerston
acknowledges the Larrakia people
as the Traditional Owners of all
the land and waters of the greater
Darwin and Palmerston region.

Contents

VISION AND MISSION	4
CITY OF PALMERSTON – OUR CITY	5
MESSAGE FROM THE MAYOR	8
MESSAGE FROM THE CEO	10
CITY OF PALMERSTON – OUR COUNCIL	12
CITY OF PALMERSTON – OUR STAFF	13
STRATEGIC HIGHLIGHTS	14
YEAR AT A GLANCE – HIGHLIGHTS	14
FINANCIAL OVERVIEW	16
STRATEGIC PLANNING FRAMEWORK	22
MEASURING PERFORMANCE	23
1 COMMUNITY AND CULTURAL WELLBEING	24
1.1 HEALTHY COMMUNITIES	24
1.2 SAFE COMMUNITIES	30
1.3 ARTS AND CULTURE	34
1.4 RECREATION	42
1.5 COMMUNITY BENEFIT SCHEME	46
2 ECONOMIC DEVELOPMENT	48
2.1 TOURISM	48
2.2 LOCAL BUSINESS AND INDUSTRY	50
2.3 CITY PLANNING	52
3 ENVIRONMENT AND INFRASTRUCTURE	54
3.1 ENVIRONMENTAL SUSTAINABILITY	54
3.2 ASSETS AND INFRASTRUCTURE	56
3.3 WASTE	58
4 GOVERNANCE AND ORGANISATION	60
4.1 RESPONSIBILITY	60
4.2 SERVICE	68
4.3 PEOPLE	70
4.4 SYSTEMS	76
GENERAL PURPOSE FINANCIAL STATEMENTS	81



OUR VISION

A place for people

OUR MISSION

Improving the safety of all our citizens, Maintaining our own identity, Providing services, facilities and amenities to support the community's needs, Developing and maintaining our reputation for being clean and green.

We will achieve this through:

Delivering to our community high quality value for money services that meet their diverse needs

OUR VALUES

WE ARE COMMITTED TO:

Teamwork

Commitment and Accountability

Sustainability and Self-Sufficiency

Quality Resources

A Culture of Continuous Improvement



OUR *City*

The second largest city in the Northern Territory, Palmerston is a young, vibrant regional hub with a fast-growing future. Located 20kms from the Territory's capital Darwin, Palmerston is a diverse community with many young families calling the city 'home', along with defence personnel and a range of local businesses.

The city boasts more than 34,000 residents, three shopping centres, a well utilised library, a G.P Super Clinic, a swimming and fitness centre in Moulden, a recreation/community centre in the city centre, a number of sporting grounds dotted in and around the city and a water park. It has come a long way since welcoming its first resident 35 years ago.

Palmerston is currently undergoing a significant period of infrastructure growth and development, with Council adopting a detailed master plan for the City Centre to be rolled out over the next 20 years. Designed to accommodate Palmerston's growing population and reinvigorate the City Centre, work on the first stage of the master plan commenced at the end of 2013. The redevelopment of the City Centre has seen its major open space transform into a vibrant new social hub where residents are able to meet, relax and enjoy Palmerston's tropical lifestyle. The redevelopment of The Boulevard will create a bustling new main street for Palmerston. For more information on Palmerston's strong plans for the future of the City Centre visit www.palmerston.nt.gov.au.

The growth of Palmerston continues to expand with a number of major projects underway or recently completed:

Gateway Shopping Centre	\$300M
Boulevard Plaza Mixed Use Development	\$200M
Palmerston Regional Hospital	\$150M
Tiger Brennan Drive Duplication	\$88M
Bellamack Special School	\$21M
Woolworths Bakewell	\$20M

The Northern Territory and Federal Governments have funded the construction of a new hospital facility which will be located on the outskirts of the city, servicing residents in both Palmerston and the rural area. It is anticipated the hospital will be completed in 2018.

With a projected population of 42,000 by 2021, accelerated growth is high on the region's agenda with four suburbs under construction, including the expansion of existing suburbs Bellamack and Johnston, and new residential developments Zuccoli and The Heights Durack.

A must-see for families is the City's water park, which is free to use. Take on the six-lane speed slide challenge, or enjoy the toddlers' wet area with a shallow wading pool and water activities. Teenagers will also love the skate park conveniently located next door. Palmerston is home to an 18-hole golf course and a six-screen cinema complex. Palmerston also provides a green retreat, with a wealth of picturesque open spaces providing the ideal location for a quiet BBQ or leisurely morning walk. The many kilometres of well-kept bike paths are worth a visit for eager riders looking to explore the region. The city is serviced by the Rydges Palmerston Hotel and Quest Serviced Apartments, and when it comes to cuisine, Palmerston caters for a wide range of tastes, from boutique restaurants and cafes to popular chain outlets.

With a strong plan in place for the region's future growth, the City of Palmerston proves to be 'A Place for People'.



791

ASSETS MAINTAINED UNDER

13,058

RESIDENTIAL PROPERTIES

33,695

PEOPLE

55.8KM²

PALMERSTON AREA COVERS

13

DEFINED PARKS

30 YEARS

AVERAGE AGE

4.6%

OF POPULATION OVER 65

16

SUBURBS

31

KS

25.8%

OF POPULATION UNDER 15 YEARS

A man with glasses, wearing a light-colored button-down shirt and dark trousers, stands smiling in front of a large water tower. The background is a collage of tropical elements, including palm trees and pink orchids. A large, stylized blue checkmark graphic is positioned behind the title text.

MESSAGE FROM THE OFFICIAL

On 29 June 2017, the Minister for Housing and Community Development Gerry McCarthy placed the City of Palmerston Council under official management and I was appointed as the Official Manager.

The Annual Report details the performance of the City of Palmerston each financial year and is prepared in accordance with Section 199 of the Local Government Act. This Report documents the Council's performance during 2016/17 against the objectives of the Council Municipal Plan 2016-2021 and the Budget 2016-2017.

A Roy Morgan Community Satisfaction Survey conducted in the middle of each year has been the Primary Performance Indicator set on how well the community considers the Council has been doing. The overall assessment in July 2017 showed a reduction in all areas apart from Environmental Sustainability. It must be noted that the Community Survey was undertaken from 14 July – 4 August 2017 just following the Minister for Housing and Community Development's decision to suspend the Council. In terms of key local government services, the community continues to have a high satisfaction rating of Council's waste management services, its performance in providing library services, and maintaining sporting and recreation facilities as well as parks. Further work will be required in the next twelve months to develop key sustainability and performance indicators.

Manager

The City of Palmerston acknowledges the financial support it received from the Australian and Northern Territory Governments during 2016/17 which included: -

AUSTRALIAN GOVERNMENT

■ Financial Assistance Grants (General & Roads Component)	\$1,503,140
■ Roads to Recovery	\$627,368
■ Black Spot Road Program Flockhart Pedestrian Bridge	\$440,700
■ Black Spot Road Program Temple/Emery Roundabout	\$500,000
■ Black Spot Road Program Temple/Essington Ave	\$20,000
■ Black Spot Road Program Temple/Tilston Ave	\$20,000
	\$3,111,208

NORTHERN TERRITORY GOVERNMENT

■ The Boulevard Redevelopment	\$2,239,590
■ Baban Place Stormwater Drainage	\$900,000
■ Special Purpose Grant Streetlighting Reimbursement	\$811,063
■ Palmerston Library Operating Grant	\$570,612
■ National Youth Week Grant	\$2,000
■ LED Upgrade Temple Tce Pedestrian Crossing	\$2,800
■ School Holiday Program "Geek Fest"	\$1,150

■ Seniors Forum Grant	\$1,500
■ Australia Day Committee	\$1,500

\$4,530,215

This financial support and such positive partnerships with the other levels of government will assist Council to achieve its goal for Palmerston - "A Place for People"

I am excited about Palmerston's future as the community prepares to return to Elected Council representation in March 2018.

Mark Blackburn
Official Manager



I feel very privileged to be giving this message as Chief Executive Officer of the City of Palmerston. I would like to acknowledge the leadership and guidance provided through the year by my predecessor Mr Ricki Bruhn.

City of Palmerston continues its focus on liveability with another successful year, characterised by major projects, development and planning for the future needs of our growing community. Palmerston City Centre Master Plan projects remained a focus for Council.

Council invested and worked diligently to implement its vision for Palmerston through completion of the City Centre redevelopment. In November, Council received an NT Planning Institute Australia award, for Planning Excellence in the 'Great Place' category, for The Boulevard Stage 1 and Goyder Square. Following the NT success, these projects were nominated as a finalist for the national awards.

The Master Plan and Parking Strategy were focused on alleviating parking pressures, both now and into the future.

A user-pays system of car parking in Council-owned carparks was introduced to better manage parking demand and provide much-needed revenue to expand and enhance the parking network in the city. Approximately 75% of total car parking in the City Centre exists in private retail and commercial outlets and remains free of charge.

Council sought to provide an additional, sustainable income stream for continuing City Centre improvements, including the provision of future carparking. The 'City Centre Improvement Levy' consultation provided community feedback to assist Council's decision-making process.

A levy on property owners within the City Centre will equitably distribute the costs associated with providing parking, and

other improvements, supporting local businesses and other stakeholders.

A major development of great interest to the community this year has been the shifting of our Community Development team to the Palmerston Recreation Centre, and the redevelopment of that space. It is now a lively community hub, teaming sports and recreational space with community rooms and facilities. Users include sporting teams and clubs, service providers, seniors' groups, businesses and individuals. The Centre will continue to be utilised as a community facility for the delivery of sporting recreational and community programs, events and services.

Council expenditure totalled \$44.22M as we continued to provide a wide range of services and improvements for the community.

- \$7.99M was provided to the Capital Works program, which includes buildings, parks and gardens, roads, playground equipment, improving disability access, irrigation, storm water drainage and waste management.
- \$2.77M was provided to deliver and support services to the community, including Library and Information Services, Community Events, Recreation, Health and Wellbeing, Arts and Culture, Safe Communities and programs for Youth, Seniors, Children and Families.
- \$933,000 was provided to deliver and support legislation, regulations and by-laws relating to Palmerston, including traffic management, animal management, signage and public places.

These necessary commitments put money back into the community, while focusing on the ongoing sustainability of Council's assets and key infrastructure. Further details are provided throughout this Annual Report.

A man in a light-colored short-sleeved button-down shirt and dark trousers stands in front of a modern building with large glass windows. In the foreground, there are large, vibrant green palm fronds. The background is a mix of white and blue, with some abstract blue and white shapes. The overall tone is professional and forward-looking.

MESSAGE FROM THE

In conclusion, I acknowledge the direction and support I receive from our Elected Members and the dedication of our 80 staff members who, through their commitment and enthusiasm, continue as a team to achieve our ambitious goals for our community.

I look forward to another exciting year ahead as our great city continues to grow and develop.

Mark Spangler
Chief Executive Officer



OUR *Council*

*Shown in the photograph above are,
(back) Andrew Byrne, Paul Bunker and Geoff Carter,
(front) Athina Pascoe-Bell, Seranna Shutt, Ian Abbott
and Sue McKinnon.*

City of Palmerston Council is established in accordance with the provisions of the Local Government Act. Council is made up of seven elected members: a principal member holding the title of Mayor and six elected members holding the title of Alderman.

Each year Council elects one Alderman to serve as Deputy Mayor for a term of 12 months. The City of Palmerston operates under a single (or 'no wards') system with each of the seven elected members representing the entire city. Alderman Geoff Carter tendered his resignation from Council on 25 August 2016. Council resolved to keep the position vacant until the next general election at its meeting held on 6 September 2016.

Deputy Mayor Seranna Shutt completed her 12-month term as Deputy Mayor on 10 April 2017, following which Alderman Sue McKinnon was appointed Deputy Mayor on 11 April 2017.

On 29 June 2017, the Minister for Housing and Community Development Gerry McCarthy placed the City of Palmerston Council under official management and appointed Mark Blackburn as the Official Manager.

OUR Staff

As per the Local Government Act, Council employs a Chief Executive Officer (CEO) and delegates a number of authorities to carry out the day-to-day function of Council. The CEO is responsible for the overall administration of Council affairs and works closely with elected members to ensure the Council goals and objectives are met. Under the Local Government Act the CEO is charged with the responsibility for managing Council's staff in a manner consistent with the principals of human resource management. 80 staff members operate under the CEO's direction, divided amongst the Executive, Corporate, Community and Technical Services departments. Working at Council provides a number of career opportunities from waste management to healthy eating and nutrition and staff are skilled professionals in each of their specialised areas. Council's commitment to continuous improvement means a broad range of professional development and training opportunities are regularly offered.



STRATEGIC *Highlights*

COMMUNITY AND WELLBEING

- Council provided \$87,035.00 in financial support to 32 community groups and organisations through grants, donations and sponsorships and scholarships.
- Council partnered with PEET and Charles Darwin University to open the Durack Heights Community Centre. Palmerston's first dedicated art workshop community space.
- City of Palmerston become a breastfeeding friendly city.
- Six citizenship ceremonies held with 263 members of the community gaining citizenship.
- Palmerston hosted its first annual Geekfest Top End.
- Palmerston hosted its first ever Roller Derby game at the Palmerston Recreation Centre.

ECONOMIC DEVELOPMENT

- The Boulevard Redevelopment Stage 2 was completed.
- Hillson Street upgrade works were completed.
- Installation of car parking meters and implementation of paid parking within the City Centre.

JULY

16



Council Decision to make all City of Palmerston buildings, breastfeeding friendly spaces.

AUGUST

16

The Heights, Durack Community Centre Open Day.

SEPTEMBER

16

Launched Checkfront Council's first online community facilities booking environment.

OCTOBER

16

The Boulevard Redevelopment Stage 2 completed.

NOVEMBER

16

Council received an NT Planning Institute Australia Award Planning Excellence in the 'Great Place' category for The Boulevard Stage 1 and Goyder Square.

DECEMBER

16



Rain activated messages placed in Goyder Square.

Palmerston first ever Roller Derby Game.

ENVIRONMENT AND INFRASTRUCTURE

- Archer Landfill Rehabilitation Stage 1 works commenced and completed.
- Planning works commenced for Archer Landfill Rehabilitation Stage 2.
- Baban Place Stormwater Remediation works completed.
- Installation of fishing platforms at Durack Lakes.
- Construction completed on the Flockhart Drive pedestrian bridge.
- Design, planning and tendering for Yarrawonga Road and Wallaby Holtze Road upgrade.

GOVERNANCE AND ORGANISATION

- New Independent Chair, Mr Iain Summers was appointed to the Risk Management and Audit Committee.

JANUARY

17

Australia Day ceremony welcoming 45 new citizens to Palmerston.

Geekfest Top End NT's first gaming event.



FEBRUARY

17

Voices of Palmerston launched Multi-disciplinary arts project capturing and sharing the stories of everyday people living, working and playing in Palmerston.

Introduced a new Scholarship program under the Community Benefit Scheme.

MARCH

17



City of Palmerston Companion Animal Management Plan community consultation commenced.

APRIL

17

Council integrated management of the Palmerston Recreation Centre.

MAY

17

First live performances of Shakespeare by the Essential Theatre held at Sanctuary Lakes.

Council Decision - to fly a rainbow flag in Goyder Square until we have marriage equality in our country.

JUNE

17

SPUN, a live story telling event, held for the first time in Palmerston.



2016/17 FINANCIAL STATEMENT *Review*

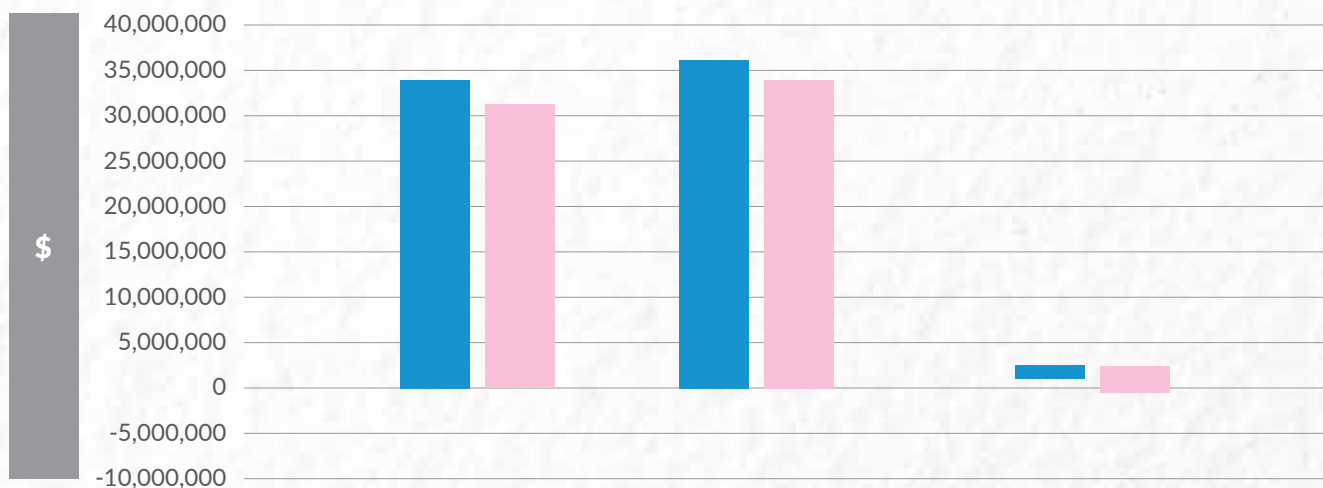
In the 2016/17 financial year, the City of Palmerston generated a total comprehensive income surplus of \$26.117M.

Total comprehensive income is inclusive of one-off items such as revaluation movements on assets, non-recurring capital grants received as well as assets and contributions received free of charge from developers. Once these items are removed Council achieved an operational deficit of \$1.756M. Included in this deficit are two large non-recurring items of income, those being a reversal on a provision for the Archer landfill for \$622k and grants received in advance for \$776k. Once these items are isolated from the 2016-17 financial performance it demonstrates that overall Council performed as budgeted in the 2016-22 Municipal plan, incurring a deficit of \$3.154M. Achieving better than the forecast result has meant that Council is able to allocate funds to Reserves to meet the future needs of the growing Palmerston community.

SUMMARY

DESCRIPTION	2017 ACTUAL (\$)	2017 ORIGINAL BUDGET (\$)	% CHANGE BUDGET TO ACTUAL
Total Income	33,990,526	30,737,306	10.58%
Total Expenses	35,746,081	34,031,272	5.04%
Operating Surplus/(Deficit)	(1,755,555)	(3,293,966)	-46.70%

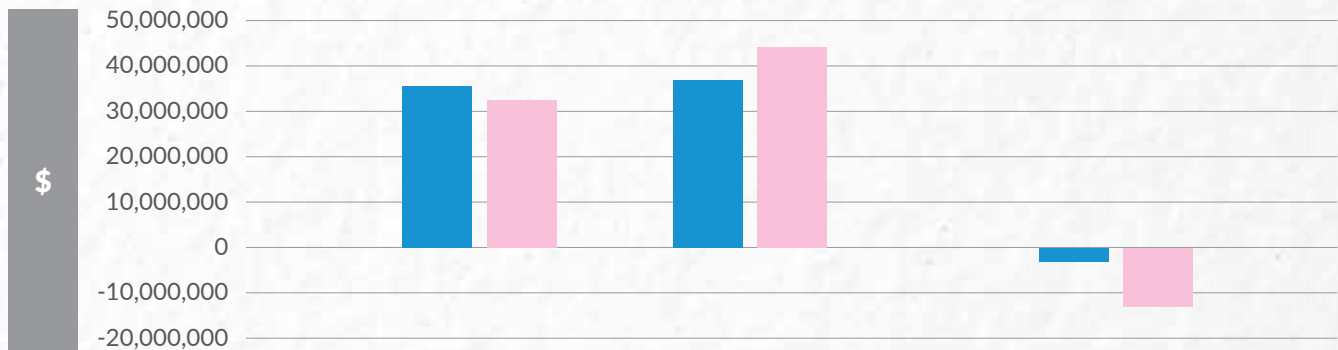
2016-17 ACTUALS VS ORIGINAL BUDGET



	TOTAL INCOME (\$)	TOTAL EXPENSES (\$)	OPERATING SURPLUS / (DEFICIT) (\$)
■ 2017 Actual	33,990,526	35,746,081	(1,755,555)
■ 2017 Original Budget	30,737,306	34,031,272	(3,293,966)

DESCRIPTION	2017 ACTUAL (\$)	2016 ACTUAL (\$)	% CHANGE 2015 TO 2016
Total Income	33,990,526	31,009,653	9.61%
Total Expenses	35,746,081	43,228,685	-17.31%
Operating Surplus/(Deficit)	-1,755,555	-12,219,032	-85.63%

2016-17 ACTUALS VS 2015-16 ACTUALS

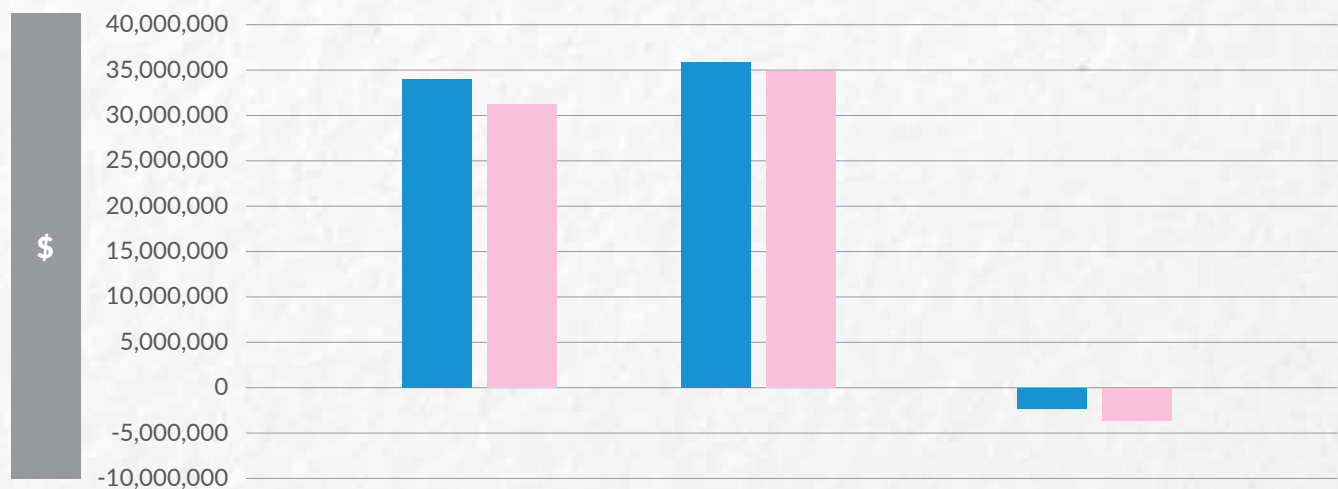


	TOTAL INCOME (\$)	TOTAL EXPENSES (\$)	OPERATING SURPLUS / (DEFICIT) (\$)
■ 2017 Actual	33,990,526	35,746,081	(1,755,555)
■ 2016 Actual	31,009,653	43,228,685	(12,219,032)

In 2015/16 Council recognised a one-off expense in relation to a pollution abatement notice (PAN) that was served on it from the Environment Protection Authority to rehabilitate the previous Archer landfill site. Consequently, ordinary operating expenses were inflated by \$8.482M in the 2015/16 financial year. This expense has been removed in the table below to allow for closer comparisons for day to day operational services between the two financial years.

DESCRIPTION	2017 ACTUAL (\$)	2016 ACTUAL (\$)	% CHANGE 2015 TO 2016
Total Income	33,990,526	31,009,653	9.61%
Total Expenses	35,746,081	34,747,009	2.88%
Operating Surplus/(Deficit)	-1,755,555	-3,737,356	-53.03%

2016-17 ACTUALS VS 2015-16 ACTUALS W/O PAN



	TOTAL INCOME (\$)	TOTAL EXPENSES (\$)	OPERATING SURPLUS / (DEFICIT) (\$)
■ 2017 Actual	33,990,526	35,746,081	(1,755,555)
■ 2016 Actual	31,009,653	34,747,009	(3,737,356)

INCOME

DESCRIPTION	2017 – ACTUAL (\$)	2017 – ORIGINAL BUDGET (\$)	% CHANGE BUDGET TO ACTUAL	2017 – ACTUAL (\$)	2016 – ACTUAL (\$)	% CHANGE 2016 TO 2017
Rates	26,320,201	26,048,247	1.04%	26,320,201	24,608,512	6.96%
Statutory and User Charges	1,414,670	1,394,747	1.43%	1,414,670	1,390,883	1.71%
Grants, subsidies and Contributions	4,297,331	2,424,758	77.23%	4,297,331	3,235,393	32.82%
Investment income	1,120,762	866,934	29.28%	1,120,762	1,154,651	-2.93%
Reimbursements and Other Revenue	837,562	2,620	31868.02%	837,562	620,214	35.04%
Total Income	33,990,526	30,737,306	10.58%	33,990,526	31,009,653	9.61%

Changes of more than 5% are explained below

RATES

In the 2015/16 financial year, Council introduced Unimproved Capital Values (UCV) as the basis for all rating calculations within the municipality. Council also set a minimum rate of \$1,177 to ensure all rateable assessments made a reasonable contribution toward maintaining the services and infrastructure within the City of Palmerston.

During the 2016/17 financial year, Council maintained the minimum rate of \$1,177 across all properties. Council did however alter the differential rate in all the categories of land in line with the Municipal Plan 2016-21. Council also created a new rating differential solely for Marlow Lagoon properties.

There was only minor movement in the number of assessments for both the commercial and industrial categories between 2015/16 and 2016/17 and the increase in rate revenue for both categories was due to the increase in the differentials and was in line with the budgeted forecasts identified in the Municipal Plan 16-21.

In relation to residential assessments, there were an additional 394 assessments that were issued in the 2016/17 compared to 2015/16 and an additional 131 assessments than what was budgeted for in the Municipal Plan 16-21. It is predominately the growth in the number of assessments that has resulted in the increase in the residential rate income.

As part of an ongoing concession, not for profit organisations that provide a benefit to the community of Palmerston as defined by the Local Government Act are able to apply for a concession annually under council's Rate Concession Policy.

Four not for profit organisations took up that opportunity in the 2016/17 financial year, and \$30,164.66 of rates was waived.

During 2016/17, in accordance with budget expectations, City of Palmerston raised an additional \$600k in relation to waste charges compared to last financial year. This has been achieved through a two-prong approach, firstly an increase in the annual charge has raised an additional \$300k and secondly an additional 587 new services raised the remaining \$300k. This increase in revenue is used to cover the increasing charges passed onto the City of Palmerston for dumping waste at the Shoal Bay Waste Management Facility with the remainder transferred into the waste reserve to help fund the remediation work at the Archer landfill site.

GRANTS, SUBSIDIES AND CONTRIBUTIONS

Grant Funding income forms the largest variance to budgeted income of approximately \$1.9M. This occurred as Council received a grant from the Northern Territory Government for \$811k in relation to street lights within the municipality that Council will take ownership of in January 2018. This grant funding income has been transferred to the newly created street lighting reserve. The intention is to use these funds to upgrade the street lighting infrastructure, with the objective of making operational savings in future years through reductions in energy costs as well as providing a greener approach to this service provided by City of Palmerston. Council also received \$776k of its financial assistance grant for 2017-18 in advance. As a consequence of this, comparisons of grant income will be distorted over the next

financial year if Council does not continue to receive the grant in advance.

Council also received capital grants to the value of \$4.2M in 2016/17. These grants were related to new assets for the City of Palmerston as described below:

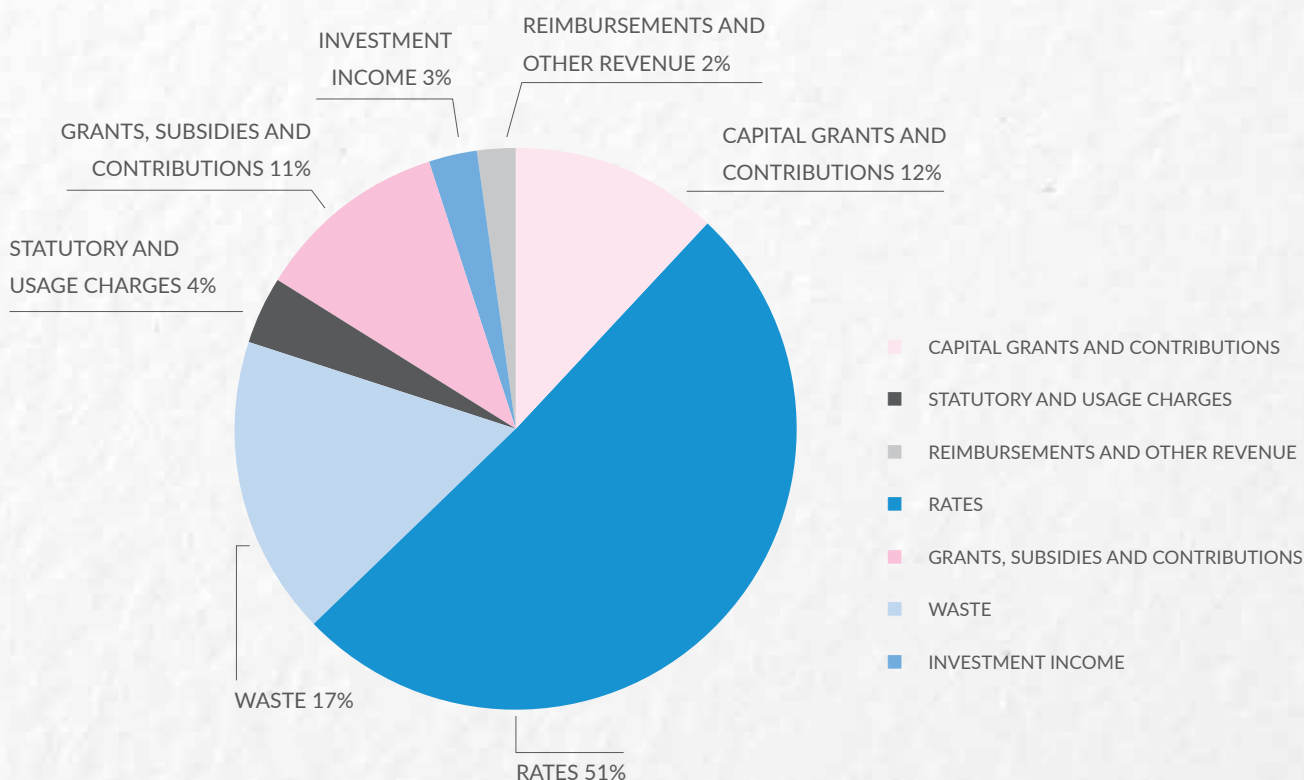
➡ The Boulevard Stage 2	\$2.3M
➡ Baban Place Stormwater	\$0.9M
➡ Temple Terrace / Emery Avenue	\$0.5M
➡ Flockhart Drive Footbridge	\$0.5M

City of Palmerston also received developer contributions in lieu of assets to the value of \$664k. These funds were placed into reserves to be used at a later date to develop new infrastructure to help service the City of Palmerston.

INVESTMENT INCOME

Council has grown non-rates sources of income achieving higher than forecast earnings from investments. Investment income for the 2016/17 financial year was similar to that of the 2015/16 financial year however was up 30% based on the 2016/17 budget. This variance was primarily due to actual cashflow improvements compared to budget and hence higher than expected interest earned on investments as well as higher penalty interest earned compared to budget in relation to overdue rates.

INCOME BY SOURCE



REIMBURSEMENTS AND OTHER REVENUE

During the 2015/16 financial year, Council recognised an \$8.5million expense in relation to the PAN that was served upon it in the 2014/15 financial year. The rehabilitation work is to be completed in 3 stages with an estimate provided for the cost of each stage. In 2016/17 Council went to tender for stage 2 of the rehabilitation work and the successful tenderer is able to undertake the work at a lower cost than initially estimated. Consequently, this saving has been recognised through a reversal of a portion of the expense related to the PAN to the value of \$622k and the provision in the balance sheet adjusted downwards accordingly.

Reimbursements for the 2016/17 financial year were down considerably from those in the 2015/16 financial year. The reason for this is that in 2015/16 Council received a one-off reimbursement from the City of Darwin for \$417k for carbon tax reimbursements.

The original budget for the 2016/17 year did not consider any reimbursements or other income and consequently actuals been achieved has resulted in significant percentage fluctuations in this category. Budget reviews were undertaken throughout the year to recognise changes in income to this category.

EXPENSES

DESCRIPTION	2017 - ACTUAL (\$)	2017 - ORIGINAL BUDGET (\$)	% CHANGE BUDGET TO ACTUAL	2017 - ACTUAL (\$)	2016 - ACTUAL (\$)	% CHANGE 2016 TO 2017
Employee costs	7,933,185	6,921,437	14.62%	7,933,185	7,384,937	7.42%
Materials, contracts and other expenses	18,272,425	18,707,335	-2.32%	18,272,425	26,823,914	-31.88%
Depreciation, amortisation and impairment	9,540,471	8,402,500	13.54%	9,540,471	9,019,834	5.77%
Total Expenses	35,746,081	34,031,272	5.04%	35,746,081	43,228,685	-17.31%

Changes of more than 5% are explained below

EMPLOYEE COSTS

Employee Costs increased in 2016/17 compared to 2015/16 predominately due to staff wage increases in line with City of Palmerston Enterprise Agreement 2013, as well as Council managing to fill vacant positions across the organisation. There was also the addition of two full time positions to the staff structure.

Employee Costs were significantly higher than the original budget for numerous reasons. The budget that was prepared did not consider the accumulative effects in employee entitlements such as long service leave and annual leave. It also was prepared carrying vacancies that were filled earlier than forecast.

MATERIALS, CONTRACTS AND OTHER EXPENSES

The single largest variance in relation to expenses between the two financial years appears in the materials, contractors and other expenses area. The reason for this large variance is the full provision for the PAN estimated at \$8.5M recognised in the 2015/16 actuals.

Removal of the amount recognised for the PAN from the figures for the 2015/16 year, shows that Materials, Contracts and Other expenses are similar between the two financial years with a slight improvement of 0.32% occurring in the 2016/17 financial year.

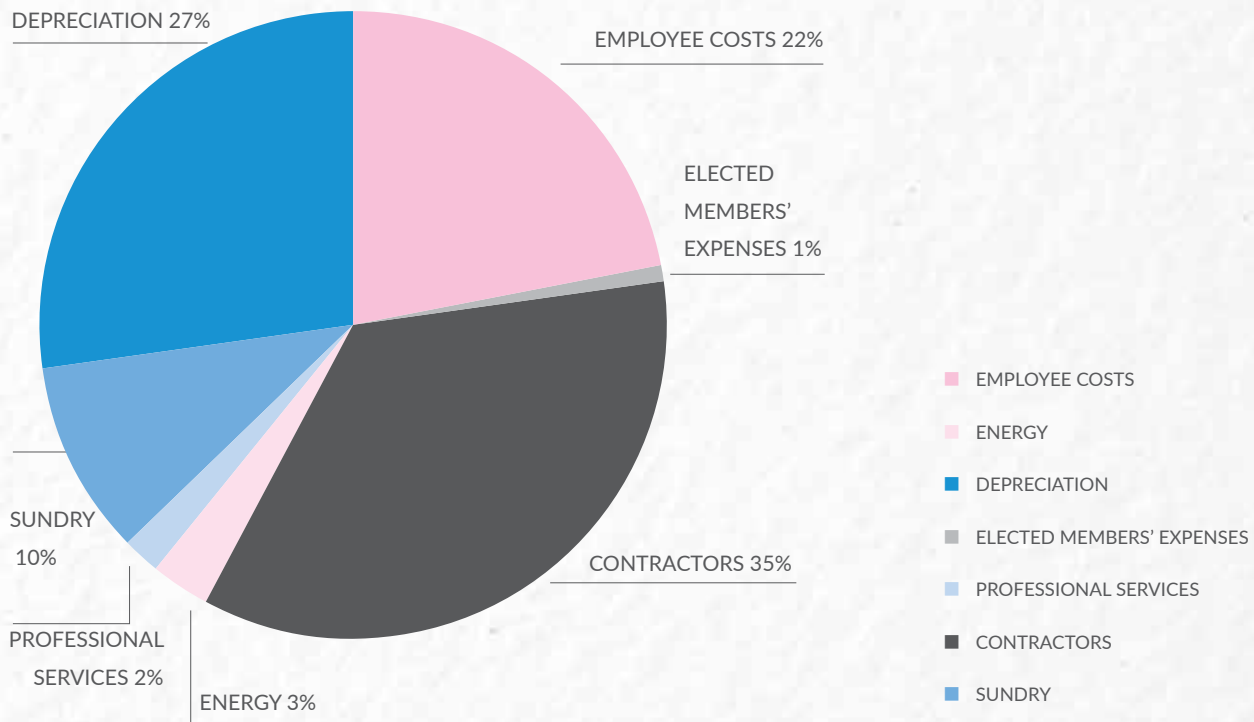
DEPRECIATION, AMORTISATION AND IMPAIRMENT

The largest variance between budgets and actuals is the increase in depreciation. The City of Palmerston, as the fastest growing council in the Northern Territory continues to receive assets free of charge from developers each year as new suburbs are developed. This includes assets such as roads, storm water drainage, footpaths and parks.

Depreciation is the cost of using and consequently the deterioration of these assets in a financial year. The more assets Palmerston owns the higher the value of depreciation. In the 2016/17 financial year Council received \$23.5M in gifted assets and upgraded or renewed an additional \$7.4M in assets with total infrastructure assets to the value of \$379.4M.

This infrastructure is used to service the community and as the City of Palmerston continues to grow, so too will the infrastructure needs of the community. Funding for this new and replacement infrastructure will need to come from future revenue of Council and capital grants received.

EXPENSES BY TYPE



OTHER ITEMS OF SIGNIFICANCE

FIXED ASSETS AND INFRASTRUCTURE

Each financial year Council revalues any investment property that it owns. The investment property in Odegaard Drive was revalued by qualified valuers and a favourable increase in value of \$406k was recognised.

Land that was previously held by Council under crown lease from the Northern Territory Government was transferred back to the Northern Territory Government during the 2016/17 financial year. The land had a value of \$1.7M, and this has been removed from Council's assets.

RESERVES

Council held \$16.76M in reserves at the end of the 2016/17 financial year. This is an increase of \$2.44M from the previous year. The additional reserves relate predominately to the infrastructure reserve that has increased by \$2.2M to go towards future infrastructure needs of the City of Palmerston.

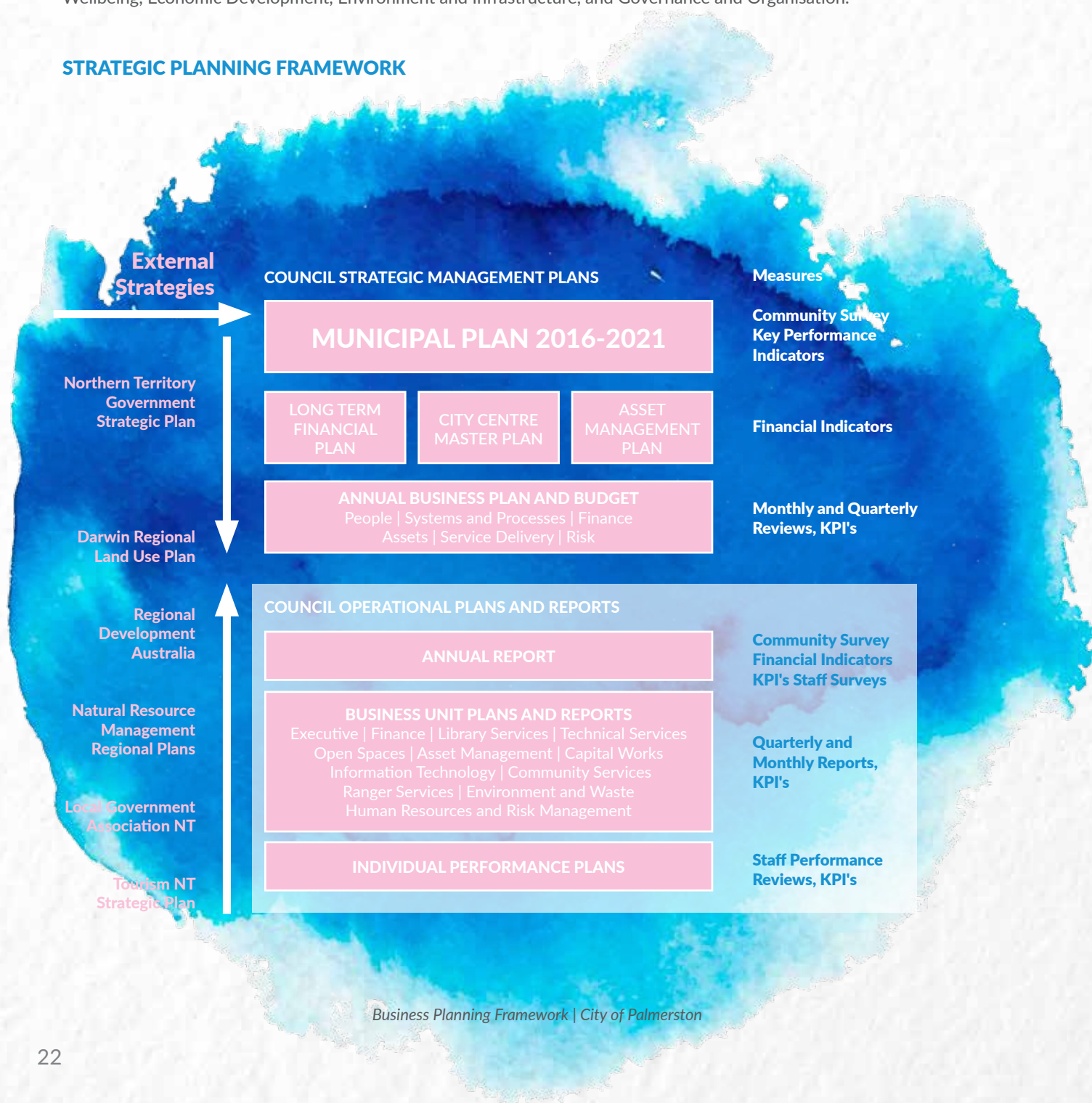
Council also created a new reserve for street lighting to the value of \$811k which was funded via a grant from the Northern Territory Government. Council also drew down on \$963k from the unexpended capital works reserve as it continues to undertake its capital works programs.

STRATEGIC PLANNING *Framework*

The Annual Report plays an important role in Council's Strategic Planning Framework, providing a report on Council's activities and performance against the strategies outlined in Council's Municipal Plan, which was reviewed and adopted in July 2016.

It reports on the four Strategic Focus areas which cover the services and responsibilities of Council: Community and Cultural Wellbeing, Economic Development, Environment and Infrastructure, and Governance and Organisation.

STRATEGIC PLANNING FRAMEWORK



MEASURING *Performance*

HOW WE MEASURE PERFORMANCE

Council is very aware performance is 'in the eye of the beholder' and the satisfaction of the community is the primary measure of performance. No matter how well we think we are doing, it is the community's opinion that matters most. In Council's Municipal Plan 2016-2021, Council promised to use these measures as the primary reporting mechanism to the community and this Annual Report 2016-2017 provides this.

For this reason, wherever possible there is a survey score for a particular service or activity tied to each outcome. The survey has been conducted annually by Roy Morgan Research on behalf of Council since 2012 and the scores are used to determine overall performance of Council with regards to a particular outcome. With 601 responses, 401 from an online survey and 200 telephone interviews conducted completely at random, Council has no ability to influence the analysis of community satisfaction, thus providing an objective outcome the community can rely on. This was the first year Council has utilised an online survey approach. Results from the survey are expressed with a numerical score. A score of 100 is equivalent to the community expressing its satisfaction with Council's performance, with scores higher than 100 expressing a rising degree of satisfaction, and scores below 100 indicating that Council needs to perform better. Council aims to have scores in all areas above 100.

PERFORMANCE TABLE 2014, 2015, 2016, 2017

		2014	2015	2016	2017
	Sample size	402	400	354	601
	Projected population over 18	19,588	19,588	22,354	23,664
1.1	HEALTHY COMMUNITIES	97.73	95.78	92.76	91.09
1.2	SAFE COMMUNITIES	84.93	77.14	74.17	65.38
1.3	ARTS AND CULTURE	111.91	107.45	109.11	105.58
1.4	RECREATION	114.69	111.82	114.02	100.87
2.1	TOURISM	85.75	84.25	85.36	81.28
2.2	LOCAL BUSINESS AND INDUSTRY	85.54	82.92	86.06	77.91
2.3	CITY PLANNING	89.41	80.22	85.03	74.89
3.1	ENVIRONMENTAL SUSTAINABILITY	96.93	91.30	93.41	94.62
3.2	ASSETS AND INFRASTRUCTURE	107.75	106.65	109.42	104.48
3.3	WASTE	133.40	129.25	136.45	125.89
4.1	RESPONSIBILITY	80.93	75.27	80.40	66.02
4.2	SERVICE	82.00	73.18	76.80	67.50
4.3	PEOPLE	94.38	88.20	88.48	76.01
4.4	SYSTEMS	92.69	93.54	93.06	76.12

1. COMMUNITY & CULTURAL WELLBEING

1.1 HEALTHY COMMUNITIES

We are committed to providing quality health and family support services to our community.

Healthy Lifestyle Programs
COPAL (Childhood Obesity Prevention and Lifestyle) Program
Support and Advocacy: Families, Youth and Seniors
Support and Advocacy: Medical Facilities and Services
Support and Advocacy: Disability Access

ENCOURAGING HEALTHY LIFESTYLES

The COPAL program supported Palmerston children, through their families and communities, to be healthy now and stay healthy for life. The program worked with children's biggest influences-family, friends and peers-across the places where children live, learn and play. COPAL worked closely with local organisations to support ideas, information, activities and changes within our community that make healthy choices easier for you and your family.

COPAL has positively contributed to the community within the City of Palmerston in many ways. Areas that needed improvement in the health space were recognised and acted upon, with many of the changes still being implemented today and will remain into the future. The COPAL program finished in December 2016, after 5 years of operation in Palmerston.


FOOD AND FITNESS WORKSHOPS

Our Food and Fitness workshops were held over six weeks from February to March. Our aim was to create a safe environment in which participants have opportunity to increase their understanding of health issues, be motivated and better able to make informed choices in relation to lifestyle and managing their own health. The workshops were supported by City of Palmerston and presented by:

- Nutrition Live Lighter campaign, recipes - Heart Foundation NT
- Nutrition Food literacy, social connection to food - Darwin Urban Nutritionist
- Exercise for your lifestyle/condition workshop - Bodyfit NT
- Exercise getting motivated to make changes - YMCA
- Brain Health maintaining a healthy brain - Alzheimer's NT
- Mental Health Stress and your mental health. Accessing services/consumer support - TEHS and TEMHCO

GETTING ACTIVE

Activate was held for its twelfth year in 2017, with a total of 20 physical activity suppliers and 403 participants taking part in the 8-week healthy lifestyle program. Listening to feedback from last year, Council implemented an online registration



system this year. Popular classes in this year's program were Boxing, Bootcamp and Zumba. Throughout the 8-weeks there were 2,287 individual instances of exercise completed.

Feedback included;

'I got to try some new activities that I have wanted to try but wasn't sure I wanted to commit to'

'The amount of activities available and the amount of health/fitness businesses in the Palmerston area that I had no idea about before. Activate is a wonderful and ingenious initiative'

'Love Love Love it, thank you City of Palmerston'

Suggestions for next year include;

'Can the program please run for longer than the eight weeks provided?'

'More classes for seniors would be greatly appreciated'

TAI CHI AND YOGA IN THE SQUARE

A new initiative in 2016/17 saw free exercise activities offered in Goyder Square, following the success of a yoga showcase event in June. Free, weekly yoga sessions were offered from September-November, then due to their popularity, the sessions were offered again from March-June, with accompanying weekly Tai Chi sessions. The activities not only provided exercise options for people who may not have the opportunity to attend otherwise, but it also allows people to try activities they may not have tried before.



HARVEST CORNER COMMUNITY GARDEN

The Garden continues to thrive with Gray Community Garden Inc. committed to maintain not only the garden, but also promoting their values throughout the community. In

2016 the Garden hosted a Brekkie in the Park, as well as their social gatherings and working bees each month. The City of Palmerston continues to work closely with Harvest Corner to increase membership, as well as raise their profile within the community.

BREKKIE IN THE PARK

2017 saw the popular Brekkie in the Park series return for its second year. A Brekkie was held on the first Sunday of each month from May to September. Families enjoyed a free healthy breakfast and plenty of outdoor activities and time together, while connecting with their local parks.

Three Brekkies were held during this financial year, each a huge success with approximately 550 people in attendance across all three. The program aims to showcase different and healthy ways to enjoy breakfast, get families out and about in the community, spend time together and help live healthy and active lifestyles.

YOUTH, SPORT AND RECREATION IN CITY OF PALMERSTON

Young people represent a large portion of the City's population and, therefore, are a main focus for Council when planning facilities and programs within our municipality. We encourage our youth to be active in our community and provide many opportunities for young people to be involved in the future direction and planning for the City and its programs, activities and events throughout the year.

Throughout 2016/17, Council facilitated a range of exciting youth events and activities in collaboration with local community organisations, service providers and businesses. Events included the inaugural Geekfest Top End, with over 650 attendees celebrating 'geek culture' at the Palmerston Library and the annual Palmy Pool Party at the Palmerston Swimming and Fitness Centre, where over 600 attendees enjoyed a fun filled evening as part of National Youth Week.

Activities included a range of digital gaming events, public speaking training, 3on3 basketball events, self-defence workshops and school holidays activities. Council has begun providing daily drop-in sports programs at the Palmerston Recreation Centre, averaging between 40-70 participants per session.

YOUTH INSPIRING PALMERSTON (YIP)

Youth Inspiring Palmerston (YIP) is an advisory committee of Council made up of young people from Palmerston. YIP keeps Council informed on issues that are significant and important to young people in the City of Palmerston. YIP assists in making sure that both the services and the way the City of

Palmerston goes about its business as youth friendly and fair as possible. YIP aims to strengthen the leadership skills of young people in Palmerston by providing opportunities and pathways to maximise their potential.

Throughout the year, YIP members worked with Council on the planning and delivery of youth events, such as Geekfest Top End, the Palmy Pool Party, Palmerston National Youth Week, Palmerston Carols and a range of community organised initiatives like the Grow Well Live Well community consultations. YIP members also undertook training in public speaking and have been building their confidence through their involvement with the group and emceeing at events. YIP representatives emceed this year's Harmony Day Family Festival.

for workers from community and government agencies, who have regular contact with young people, and representatives of agencies which provide and/or fund services for young people.

All youth workers/service providers are welcome to attend the meetings and be part of the network. Other community members who have an interest in addressing youth issues are also welcomed to participate.

PARYS Network meetings have averaged over 30 attendees throughout 2016/17. Some of the organisations and departments which have attended PARYS Network meetings in 2016/17: Amity, Anglicare NT, Catholic Care NT, Centrelink, Child Birth Association, Clontarf Academy, Dawn House, Department of Chief Minister, Department of Education, Department of Families and Communities, Electorate



Council appreciates the YIP members' dedication, advice and contributions to making Palmerston a greater place to live for all.

PALMERSTON AND RURAL YOUTH SERVICES (PARYS) NETWORK

Since 1996, Council has convened the Palmerston and Rural Youth Services (PARYS) Network. The PARYS Network provides a forum for workers in the youth sector to discuss local youth issues and develop strategies to deliver a range of services for Palmerston and rural young people aged 12-25.

Council facilitates meetings approximately every six weeks

Officers, FAST, Gray Family Centre, Family Responsibility Program, headspace, ISACNT, Jesuit Social Services, Larrakia Nation, Mission Australia, NAPCAN, National Job Link, Office of Youth Affairs, Palmerston Child and Family Centre, Palmerston Child and Family Centre, Palmerston Family and Cultural Centre, Palmerston Senior College, NHWNT, NT Mental Health Coalition, NT Police, NT Legal Aid, Red Cross, Rosebery Middle School, Royal Commission NT, Ruby Gaea, Somerville, Team Health, The Smith Family, YMCA, YORET, YWCA.

WORKING WITH SENIORS

The Palmerston senior community, although small in

comparison to other demographics, is very active. This year seniors have again played an integral role in creating a vibrant and strong community through their commitment to local clubs and community groups, delivery of Seniors Month events including the Palmerston Seniors Fortnight, and by providing community feedback to Council through avenues such as Palmerston Seniors Advisory Group and the Palmerston Seniors Forum.

PALMERSTON SENIORS ADVISORY GROUP AND FORUM

The Palmerston Seniors Advisory Group is an advisory group to the City of Palmerston and an advocacy body for the senior community on issues relating to seniors in the Palmerston municipality. The Group meets approximately every two months and aims to provide feedback and advice

Seniors Advisory group during subsequent meetings.

SENIORS MONTH EVENTS FOR PALMERSTON AND RURAL SENIORS

Seniors Month provides seniors with a range of opportunities to stay active, keep fit, try new things, meet people and stay socially connected. Seniors Month in Palmerston is also a time to celebrate the positive aspects of ageing and thank our older residents for their commitment to the community.

The Palmerston and Rural Seniors Committee successfully applied for funding from Council's Community Benefits Scheme to assist the group to plan and deliver two weeks of activities for Palmerston and Rural seniors during August 2016 and through to 2018. The program now includes special events such as Opening and Closing Ceremonies, Movies at

255/2016

SENIOR PARTICIPANTS ACROSS A FORT-NIGHT OF EVENTS FOR SENIORS WEEK



608

**CHILDREN, PARENTS,
GRANDPARENTS AND
GRANDCHILDREN
ATTENDED THE CHILDREN'S
WEEK EVENT**

about issues explored and discussed at the Annual Seniors Forum and other issues as they are introduced throughout the year.

The Palmerston Seniors Forum is the main annual event held in Palmerston for senior residents to meet and discuss issues of concern, plus share experiences, thoughts and knowledge. It also provides an opportunity for the Palmerston Seniors Advisory Group and the City of Palmerston to hear directly from our seniors.

In 2016 the Palmerston Seniors Forum was held in August as part of the Seniors Month activities and events. The Palmerston Seniors Forum identified a range of infrastructure and other issues that were passed to relevant authorities, including Council departments, to address. Other issues of concern and interest were actioned by the Palmerston

CMax Cinema, Lunches, Morning Teas, Trivia Quizzes, Site Tours, Information Sessions, Motorcycle Rides, BBQs, Mini Golf, Sunset Cruises and Workshops.

WORKING WITH CHILDREN AND FAMILIES IN PALMERSTON

Council continues to work with the community sector to coordinate a number of activities that best reflect children and families' priorities.

PALMERSTON KIDS NETWORK

The Palmerston Kids Network (PKN) is a network of workers representing organisations who provide services and programs to children (0-12 years) and their families living in Palmerston. The network meets bi-monthly and is committed to: sharing information about programs and initiatives, showcasing best



250

**CHILDREN, PARENTS,
GRANDPARENTS AND
GRANDCHILDREN
ATTENDED THE NATIONAL
FAMILIES WEEK EVENT**



600

**YOUNG PEOPLE
AND COMMUNITY
ATTENDED THE
PALMY POOL PARTY**

650

**YOUNG PEOPLE AND
COMMUNITY ATTENDED THE
INAUGURAL GEEKFEST
TOP END EVENT**



practice, discussing identified gaps and needs in Palmerston, building relationships and making connections, participating in community engagement and capacity building, as well as taking opportunities to lobby, advocate and influence policy.

The following stakeholders participate on a regular basis: Asthma NT, Australian Breastfeeding Association, Autism NT and SA, Carers Australia NT, Catholic Care NT, Centrelink, Child Birth Association, City of Palmerston – Health and Wellbeing, Library, Darwin Toy Library, Dawn House, Defence Community Organisation, Department of Education, Department of Families and Communities, Early Childhood Intervention, Early Childhood Australia NT, FAST, Gray Family Centre, Kentish Family Day care, Kidsafe NT, Kids Matter, Larrakia Nation, Multicultural Council NT, Melaleuca Refugee Centre, NAPCAN, Palmerston Child and Family Centre, Palmerston Child and Family Early Learning Centre, Palmerston Community Care Centre, Palmerston Family and Cultural Centre, Playgroup Association of the NT, Red Cross, Royal Life Saving Society, Save the Children: Good Beginnings, GWLW, HIPPO Programme, Scallywags Childcare Centre, Somerville, Team Health, The Smith Family, The Way Back Support Service and the YMCA. Members of this Network form the Working Group for the Children's Week Activity.

CHILDREN'S WEEK

The City of Palmerston, in collaboration with the community sector providers, coordinated the annual Children's Week event, which is celebrated throughout Australia during the fourth week in October.

The theme for NT Children's Week 2016 was 'Children have the right to reliable information from the media'. Children's Week celebrates the right of children to enjoy childhood. It is also a time for children to demonstrate their talents, skills and abilities.

The following stall holders provided an interactive activity and service information: Asthma Foundation NT, Australian Breastfeeding Association and Childbirth Education Association, Autism NT, Autism SA, Blooming Tunes, Bunnings Palmerston, Catholic Care NT, COPAL, Crocodylus Park, Darwin Castles and Slides, Darwin Toy Library, Department of Education, Department of Infrastructure, Planning and Logistics, Early Childhood Australia, Good Beginnings part of Save the Children Australia, Gray Family Centre, Gray Pre School, Grow Well Live Well, Happy Campers Coffee NT, Kidsafe NT, Larrakia Nation, Melaleuca Refugee Centre, Neighbourhood Watch NT and Think U Know Campaign, Palmerston Child and Family Centre, Palmerston Health Care Urban, Palmerston Library, Playgroup NT, Robertson

Barracks Family Group, Royal Life Saving/Water Safety NT, Somerville Community Services, Team Health, The Smith Family, Yenz Face Painting and YMCA.

City of Palmerston Library's Storytime session with special guest the Mayor entertained all. Following this exciting, interactive show, Blooming Tunes engaged the audience with one of their musical lessons.

GROW WELL LIVE WELL

The City of Palmerston is committed as a partner organisation in a strategic collaboration working together in a new way to improve how well children and young people grow up in Palmerston. They recognise that one organization or government department by itself cannot have all the answers and that we all need to work together to respond to social issues within the community that are impacting the development and experiences of children and young people.

Grow Well Live Well is not just another Palmerston based community group. While many groups that work together will likely achieve some change and success, the collective impact approach is more ambitious. It aims for change to be sustained over time in both the community and in the way government and community organisations work with and for the Palmerston community.

One of the central parts of a collective impact approach is community led action. In 2016 Grow Well Live Well released their 'State of Palmerston's Children and Young People' report which provides a picture of growing up and living in Palmerston. Further consultations based on this report resulted in the development of short and long-term strategies for children and young people in the Palmerston area.

NATIONAL FAMILIES WEEK

The City of Palmerston held a Mary Poppins evening in Goyder Square as part of National Families Week. The event was held on Saturday 13 May with support from community service providers from Somerville, Carers NT, Playgroup NT and The Sharks Swimming Club.

National Families Week is a time to celebrate with your family, make contact with your extended family and friends and share in the enjoyment of family activities within the wider community. Before a showing of Mary Poppins on the Goyder Square TV, the audience had the opportunity to be engaged and participate with Fairy Jill and her fellow Mary Poppins characters in songs and dances from the movie. Free popcorn was handed out and craft making activities were made available for all to enjoy. Over 250 people attended the event.



Nadine Chambers from the Library, showing off as a 'Stormtrooper' for Geekfest

1.2 SAFE COMMUNITIES

We are committed to ensuring the safety and security of our community.

Animal Management
Cyclone Disaster and Emergency Management
Regulatory Services
Street Lighting
Support and Advocacy: Emergency Services
Support and Advocacy: Crime Prevention and Law Enforcement
Support and Advocacy: Injury Prevention

PALMERSTON SAFE COMMUNITIES COMMITTEE

Council coordinates the Palmerston Safe Communities Committee (PSCC). We work in partnership with the NT Government, businesses and the community to reduce and prevent injuries, accidents and crime. The PSCC is committed to promoting the safety and well-being of Palmerston residents and visitors applying the World Health Organisation Safe Communities Framework in the Palmerston Municipality.

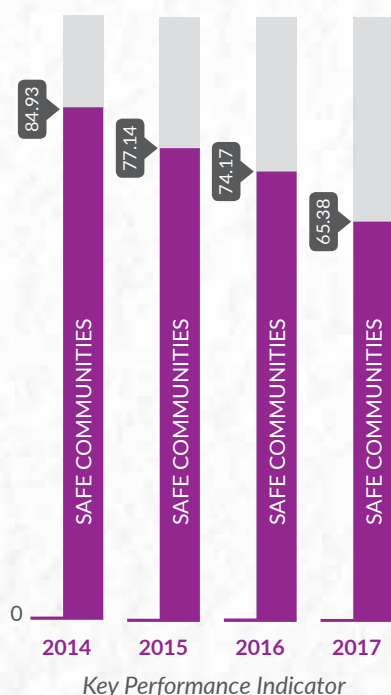
The following stakeholders participate on a regular basis: Aboriginal Development Foundation, Amity, CCTV Management, Community Corrections, Community Justice Centre, City of Palmerston - Youth Officer, Crimestoppers NT, Department of Transport, Department of Business - Compliance and Investigations, Gambling and Licensing, Disability Advisory Council, Jesuits Social Services, Kidsafe NT, Larrakia Nation, MLAs, NAAJA, NAPCAN, Neighbourhood Watch, NT Emergency Services, NT Legal Aid Commission, NT Police, Palmerston Child and Family Centre, Palmerston Community Care Centre, Palmerston Family and Cultural Centre, Red Cross, Royal Life Saving, Save the Children Top End Health, Victims of Crime, YWCA, Domestic Violence Centre and YMCA, Youth Diversion.

PIPES AND DRAINS

The City of Palmerston proudly supported the NT Water Safety 'Stay out of Pipes and Drains' campaign. Council again provided funding to the Royal Life Saving Society Australia to support the safety promotion message and to purchase new banners, slap bands with USBs and magnets for use in educational sessions. The City of Palmerston also supported National Water Safety week, providing the venue and entertainment for the event which was held for the first time in Palmerston at the Swimming and Fitness Centre.

WHITE RIBBON DAY

This year in support of White Ribbon Day and to raise community awareness of the social issue, Council commissioned the making of a 4m white ribbon which was erected in Goyder Square at the beginning of the White Ribbon Day/Week. community members were encouraged to record themselves taking the oath and uploading this to the Council's Facebook page. White Ribbon Day Ambassadors, David Pugh, Desmond Campbell, A/Superintendent Tony Deutrom, A/Senior Sergeant Ben Williams and staff and students from Palmerston and Rosebery Clontarf Academy and Rosebery Middle School's Young Men's Project, were invited to join Mayor Ian Abbott in launching the White Ribbon and taking the oath. A YouTube clip of the occasion was uploaded to Council's Facebook page and linked to the White Ribbon page. An afternoon tea was organised for all participants with the Ambassadors having the opportunity to talk to the students on the importance of supporting White Ribbon Day.





350

COMMUNITY MEMBERS
ATTENDED THE
NEIGHBOUR DAY EVENTS



75

PEOPLE ACTIVELY PARTICIPATED
IN THE WHITE RIBBON DAY
CAMPAIGN

BUILDING BETTER NEIGHBOURHOODS PROGRAM

The Building Better Neighbourhoods Program is about turning strangers into neighbours and streets into neighbourhoods, making neighbourhoods safe, fun and friendly places to live. It's about Palmerston residents taking the time to take part in small and local acts of neighbourliness. For some that may mean a first wave or smile, a chat over the fence, inviting a neighbour over for a cuppa or holding a neighbourhood barbeque. Put simply, it's about going one step further in getting to know those 'next door'.

'Good Neighbours Make Great Neighbourhoods', when people make the choice to be a good neighbour, individuals, families and neighbourhoods benefit. We know that when Australian communities foster connection and everyday 'neighbourliness', they are soon safer, stronger and more resilient. Besides this, our neighbourhoods provide a great chance for us to meet people who are different from us, which

can help us learn how to connect with a variety of people.

To support the Building Better Neighbourhoods Program, three Neighbour Day events were organised. The Mayor, as a Neighbour Day Ambassador, attended all events. This year, Melaleuca Refugee Centre and the Multicultural Council partnered with the City of Palmerston as a Refugee Zone and focused on welcoming new families and migrant families to Palmerston, with Neighbourhood Watch, Victims of Crime, Community Police and Palmerston and Rural Basket Ball Association (PaRBA) also partnering with these events.

Harvest Corner and the Melaleuca Refugee Centre hosted the first event at the Harvest Corner Community Garden in Gray, and performed tours of the garden. The second event was held in Hobart Park, Johnson, near to where many new families live. A Welcome to Country was performed and a

demonstration of didgeridoo playing, plus singing from the Congolese community made for a morning entertainment. PaRBA, the Rock Wall, Family Fitness and Jumping Castle gave children of all ages an opportunity to mix and have fun. Free coffee and food for all was available, with food provided by newly arrived Syrian migrant families, who have started their own business. The third event was a sing-a-long morning tea at the Gray Community Hall with the 50+ Club.

COMMUNITY BBQ TRAILER

The Community BBQ Trailer continues to be free and available for use by members of the community, local organisations and groups to support activities and programs that directly benefit residents of the City of Palmerston. The Community BBQ Trailer was used by many community groups throughout the year. Some of these include:

- Men's Shed
- Palmerston and Rural Seniors
- Sids and Kids
- Local dance and calisthenics groups
- The Defence Force
- NT Multiple Births Association
- Kiwanis
- Brekkie in the Park events
- Girl Guides
- Sharks
- Forrest Parade School
- Westpac Bank

The Building Better Neighbourhoods Program through the Community BBQ creates an opportunity for members of the community and community groups to build better relationships with the people who live around us, strengthening our community through social interaction.

ANTI-POVERTY WEEK

The first Anti-Poverty Week event the City of Palmerston facilitated was held at the Gray Community Hall on Tuesday 18 October and offered food, clothing and information to homeless people and low socioeconomic residents of Palmerston. The event was a collaboration between the City of Palmerston Safe Communities Program, local business and Community Services Department.

Stakeholders in attendance were: CAAPs, CatholicCare NT, Community Justice, Foodbank NT, Headspace Darwin, Hyper the Clown, MCNT, Larakia Nation Night Patrol, Mission Australia, NT Legal Aid, Palmerston Community Care Centre, Palmerston Child and Family Centre, Palmerston Family and Cultural Centre - Larrakia Nation, Quest Palmerston, Share the Dignity, Somerville, St Vincent de Paul, Step Up Loans - Anglicare, Total Event Services, Yeni and the YMCA Drop In Centre.

The following businesses and organisations supplied their

services free of charge: Total Event Services (*supplied and erected marquee*), Quest and Coles Palmerston (*provided sausage sizzle*), St Vincent de Paul Society (SOS Van serving tea, coffee, water and clothes), Larrakia Nation Night Patrol and Palmerston Child and Family Centre (*transported clients and families to and from the event*), Hyper the Clown and Yeni (*offered free children's activities*) and the YMCA Drop in Centre (*provided further activities with an inflatable gladiator ring*).

Feedback from stakeholders and clients felt the event was very successful with a welcoming feel about it.

RANGER SERVICES

Ranger Services are responsible for Public Places By-Law activities such as abandoned vehicles, untidy allotments, abandoned shopping trolleys, advertising signage and litter. Ranger Services also regulates Animal Management By-Laws relating to lost or stray animals, aggressive dogs, licensing and annual registration and take responsibility for traffic regulation under the NT Traffic Act and the Australian Road Rules.

Ranger Services maintained its proactive approach to achieving Council's objective of maintaining a safe, secure and amenable environment for Palmerston residents with an ongoing focus on compliance and education as well as law enforcement. Dog registration audits are conducted on an annual basis following the new registration year. Close working relationships with the community have been maintained through education programs and regular Animal Management Reference Group meetings conducted throughout the year.

The Companion Animal Management Plan was completed and introduced during 2016/17, and is available on Council's website. It is a living document which can be improved upon or updated as the Palmerston community grows.

Dog health programs are conducted bi-annually at Palmerston Indigenous Village in partnership with the Animal Management in Remote and Rural Indigenous Communities (AMMRIC) and Ark Animal Hospital. As a new initiative,

 **5,988**
REGISTERED DOGS

203 ABANDONED VEHICLE
COMPLAINTS ACTIONED



737

DOGS IMPOUNDED
(525 BEING RELEASED BACK
TO OWNERS)

Ranger Services in conjunction with 'Brekkie in the Park', hosted an annual free microchip and registration event at Marlow Lagoon Recreation Area.

Audits of overgrown grass on vacant blocks are conducted annually towards the end of the wet season. Notices are sent to property owners requiring them to slash overgrown blocks that may become a fire hazard or harbour vermin.

The Ranger Services section was also involved in City Centre and suburban traffic management including timed and paid parking, loading zones, footpath obstructions and ensuring disabled parking bays were only used for the purpose they were intended. This included the enforcement of time-restricted car parking around the Palmerston Shopping Centre.

CYCLONE DISASTER AND EMERGENCY MANAGEMENT

Cyclones are predominant in the Top End during the wet season and preparation is key to survival. In conjunction with the annual Pre-Cyclone Clean-Up, Council representatives participated in a number of information sessions held by

various departments of the NT Government in preparation for the upcoming cyclone season.

Internally, a review was conducted of Council's Cyclone Counter Disaster Plan (CCDP) and the CCDP updated accordingly. All council staff attend compulsory training sessions in relation to the CCDP and relevant staff form part of Council's Cyclone Reference Group. The reference group comprises key personnel responsible for preparation and first response activities.

STREET LIGHTING

Park lights are important for communities, they provide a secure environment at night in which to walk or cycle. Council undertook eight audits of lights in all of its parks; four hundred and eighty two lights were found to be faulty and were repaired. Three old and rusting light poles were replaced with new poles. Forty old park lights at Sanctuary Lakes and across Rosebery were replaced by energy efficient LED flat panel lights.



CoP Ranger Services Team

1732

INFRINGEMENTS FOR
PARKING RELATED OFFENCES



170



DOGS REHOMED WITH RSPCA,
TOP END REHOMING GROUP,
DARWIN ANIMAL RESCUE GROUP
AND PAWS

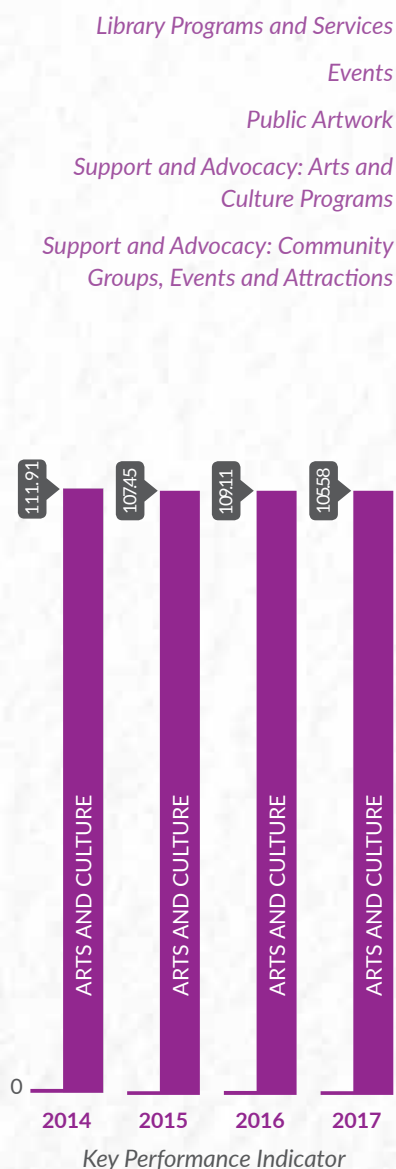


120

INFRINGEMENT NOTICES ISSUED FOR DOG RELATED OFFENCES

1.3 ARTS AND CULTURE

We are committed to the fostering and promotion of arts and culture within our community, the awareness and promotion of our local history and advocacy for increased cultural resources.



Council understands that quality of life in our community is improved through the provision of a range of arts and cultural initiatives. Although 2016/17 experienced an increase in the number and range of services Council provided in this area, community satisfaction has dropped.

LIBRARY PROGRAMS AND SERVICES

New technologies have brought the City of Palmerston Library to life! The introduction of a new Library Management System, OCLC WorldShare, has increased item loan efficiency. Since August 10,513 new and active members, who have borrowed 126,603 items from the collection, have been processed.

The Library branched out into on-line service provision with Council facility hire and events management using Checkfront software, providing the community with a 24/7 service provision. Checkfront has streamlined 968 bookings of Council facilities, as well as countless community bookings for events and activities.

During 2016/17, the Library welcomed 172,203 visitors. Each had the opportunity to participate in 342 delivered programs, and be one of 21,212 people to engage with a public computer to learn or connect with the world.

ARTS AND CULTURE

Council recognises the valuable contribution of arts and culture to a flourishing, innovative and cohesive community and aims to contribute to a positive community and cultural identity for residents of Palmerston through facilitating, supporting and encouraging:

- artistic expression through a variety of mediums by a diverse range of community members;
- opportunities to build community pride and the capacity of community groups and residents;
- the increase of arts and culture resources and the enhancement of places and spaces;
- artists within the Palmerston with a focus on permanent and temporary public art; and

172,000

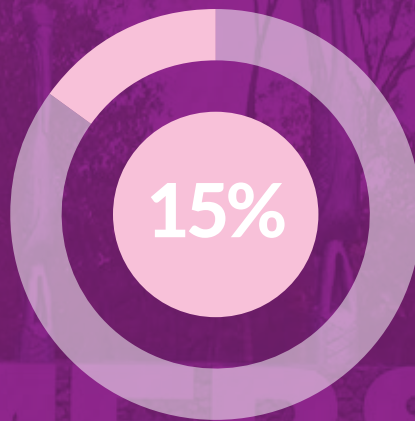


PEOPLE VISITED THE LIBRARY



126,603

LIBRARY ITEMS WERE BORROWED



OF THE PALMERSTON POPULATION ARE
LIBRARY MEMBERS



HOURS WERE SPENT
ON THE LIBRARY
PUBLIC COMPUTERS

13,355



PEOPLE ATTENDED
OUR PROGRAMS



345

PROGRAMS WERE
DELIVERED

- initiatives supporting Palmerston's commitment as a Refugee Welcome Zone, including Palmerston's migrant community

Some arts and culture highlights from 2016/17 include:

PALMERSTON ARTS STRATEGY 2016-2021

The Palmerston Arts Strategy 2016-2021 was endorsed by Council on 6 September 2016. The Strategy demonstrates Council's commitment to arts and culture and builds on the City's strategic urban planning by providing a strategic action framework for dynamic and meaningful arts initiatives, inviting the community to both lead the way and participate. The Strategy has identified four outcomes which are supported by a detailed five year action plan;

- ➡ **OUTCOME ONE:** *To secure partnerships with sector stakeholders*
- ➡ **OUTCOME TWO:** *To increase participation and engagement in arts, culture and heritage*
- ➡ **OUTCOME THREE:** *To improve places and spaces*
- ➡ **OUTCOME FOUR:** *To communicate the value of arts, culture and heritage*

Three arts projects are outlined to provide a focus to achieve the Strategy Outcomes.

- 'Voices of Palmerston', a multi arts, multi-cultural project to engage all ages to collect and tell the stories of Palmerston people
- Public arts enhancement and activation of the streetscape and public open space focusing on the City Centre, particularly Goyder Square
- Creative enterprise activation, focusing on collaborative planning for management and use of The Heights, Durack Community Centre

All three projects successfully began in 2016/17 with:

- the launch of the Voices of Palmerston project in February 2017
- the activation of The Heights, Durack Community Arts Centre with art classes and workshops running on a continual basis from September 2016
- the enhancement and activation of Goyder Square, Sanctuary Lakes and a number of other open spaces with events, community development programs and temporary public art installations

THE HEIGHTS, DURACK COMMUNITY CENTRE

City of Palmerston is currently responsible for two art workshop spaces at The Heights, Durack Community Centre. The Centre was launched by the City of Palmerston on 20 August 2016. Since then, Council has supported over 20 art programs, classes, workshops and opportunities for artists, art facilitators and the general public. Some of these programs are one off intensive style workshops, others have been a series of classes running for often up to 8 weeks. The art programs have targeted a diverse range of Palmerston residents, providing access to the arts to children, teenagers, seniors, migrants, mothers and more.

Additional art classes and workshops have been run during this time by established artists and art organisations that have not required the organisational or subsidy support by Council. It is hoped this will continue to increase as the support Council is currently providing increases the capacity and confidence of local artists. The Centre provides an avenue by which to support local artists via initiatives such as open art nights, subsidies, available art workshop space and promotion.

GOYDER CHRISTMAS TREE

The nine metre high Goyder Square Christmas tree was once again installed in Goyder Square in December 2016. Public artist and creator of the Christmas Tree, Techy Masero, designed a new beautiful display of lights, garlands, hand crafted traditional Christmas decorations and the shining star. The tree, a form of temporary public art, has become a source of community pride and Christmas spirit for Palmerston residents to celebrate and enjoy.

PALMERSTON CAROLS

City of Palmerston hosted the City's annual carols event to celebrate the 2016 festive season on Saturday 26 November. Palmerston Carols is a community celebration involving many community performances and school choirs and aims to wish residents and families with young children a happy holiday season. The community embraced the event with approximately 1000 people in attendance. Many children and families, a large range of ages and nationalities attended and the Palmerston Recreation Centre provided an excellent air-conditioned venue on an extremely humid evening which greatly increased the comfort of the audience and performers.

HARMONY DAY FAMILY FESTIVAL

Harmony Day promotes the message that everyone belongs. It is a day of cultural respect and a day to celebrate Australia's diversity. Council's Community Development team worked with an enthusiastic group of individuals and organisations to plan and run the Festival - a great example of cooperative and participatory engagement. It was renamed from a 'Football' to a 'Family' Festival in 2017 to be attractive to a broader audience and was once again held at the Gray Football Stadium, hosted by the Palmerston Football Club. The event focused on soccer matches but also included cultural performances, music, food and art activities and was attended by approximately 500 - 600 people. All players linked arms against family violence with the support of Charlie King and the No More Campaign. The Festival promotes the forging of links and assists building relationships between community groups and services building capacity and creating opportunities for connection.

FLICNICS

The return of Council's free outdoor movie program during the 2016 dry season, continued to encourage social health and well-being through the opportunity for Palmerston residents to gather together and enjoy family friendly movies under the stars. Movies are pre-programmed to commence at 7pm each Saturday evening from April until September on the big screen TV at Goyder Square. Attendee numbers are increasing generally. The location allows families to enjoy the outdoor life style that

Palmerston is known for.

JAZZ IN THE SQUARE/LIVE IN THE SQUARE

Jazz in the Square provided free entertainment in Goyder Square for the community's residents and visitors. Jazz musicians performed each fortnight on Sundays from mid-June to the end of September. The event enticed the community into Goyder Square where they could utilise the facilities and bring family and friends together in a safe environment. Live entertainment creates a special Sunday afternoon feel and, as the sun sets, Goyder Square relaxes into the perfect al-fresco atmosphere.

The number of participants increased at each event, with an average of approximately sixty to eighty people attending each session.

In May 2017, the event changed to "Live in the Square" providing the opportunity to broaden the genre of music offered each fortnight.

AUSTRALIA DAY CITIZENSHIP AND FLAG RAISING CEREMONY

Council's annual ceremony was held on Tuesday 26 January 2017 at the Palmerston Recreation Centre. The event commenced with the traditional raising of the Australian Flag by the Australian Defence Force - Tri Service and was led by the Mayor



of Palmerston as the Presiding Officer authorised by the Australia Government. Alderman Sue McKinnon performed the master of ceremonies duties.

Palmerston welcomed 47 new Australians who affirmed their commitment to Australia and received their citizenship certificates. Palmerston residents and guests of the new citizens also affirmed their commitment to Australia by taking part in an Australian Citizenship Affirmation Ceremony.

Bob Shewring, the NT Australia Day Ambassador shared his story. Twenty-five Australian soldiers killed in the Vietnam War never returned home to Australia. Vietnam veteran Bob Shewring spent years lobbying governments to bring home the bodies of these soldiers buried overseas. Bob established operation 'Bring Them Home' in 2014 and spent countless hours researching war history and legislation.

A major feature of Australia Day is the presentation of the Student Citizen Awards, Palmerston Citizen and Young Citizen of the Year and Community Event of the Year Awards. These awards are presented to local achievers for their outstanding contribution to our community. Five students from Durack Primary School, Bakewell Primary School, Good Shepherd Lutheran and Mackillop and Palmerston Christian Colleges were presented with Student Citizen Awards.

Six nominations were received for the Palmerston Community Event of the Year. This award was won by Palmerston Rugby Union Club. Eleven nominations were received for the Palmerston Young Citizen and Citizen of the Year award, with the Young Citizen won by Natasha Overell, and the Citizen of the Year won by Anita Newman.

CITIZENSHIP CEREMONIES

City of Palmerston hosted six citizenship ceremonies over the past financial year including one on World Refugee Day. 263 conferees took the Oath of Citizenship to mark the symbolic commitment to becoming an Australian Citizen.

Our Citizenship ceremonies are special events. They fulfil requirements under Australian citizenship law and provide an important opportunity to officially welcome new citizens as full members of the Palmerston and Australian community. They are often an emotional experience for the new citizen, as well as their guests.

The ceremonies were led by the Presiding Officer for Citizenship Ceremonies, the Mayor of Palmerston, Mr Ian Abbott. The Deputy Mayor and Aldermen perform the Master of Ceremonies duties. The Ceremonies are held in City of Palmerston Chambers. City of Palmerston presented each new Citizen with an Australian native tree as a gift.

SHAKESPEARE AT SANCTUARY LAKES

Under the stars at Sanctuary Lakes, City of Palmerston hosted the charming and colorful Shakespeare comedy that is "Much Ado



CoP Citizen Ceremony 2017



Set up of Shakespear comedy - 'Mush Ado Ab



CoP Australia Day Ceremony 2017



About Nothing" on Friday 5 and Saturday 6 May 2017. Essential Theatre's eight talented and professional actors performed the witty, romantic and playful tale of two pairs of lovers and the people who want them to be together and the people who try to rip them apart to a combined audience of over 280.

SPUN: TRUE STORIES TOLD IN THE TERRITORY

SPUN: A Live Story Telling Event was held in Palmerston in June 2017 on the lawns of The Heights, Durack Community Centre. SPUN celebrates local people, starts conversations and ultimately promotes social cohesion through the sharing of personal stories. The event was successful in attracting approximately 200 guests to listen to the true stories of six Territorians all of whom had strong links to Palmerston. The event showcased The Heights, Durack Community Centre to the arts sector and broader community with many of the audience being artists, art facilitators, and members of arts organisations. SPUN supports City of Palmerston's 'Voices of Palmerston' project, strengthening the project's philosophy that everyone in Palmerston has a story to tell. The stories captured from SPUN will be included on the Voices of Palmerston website and then shared both with the Palmerston community and globally.

WARISAN BUDAYA INDONESIA

Warisan Budaya Indonesia was the second Indonesian Festival held in Palmerston. A small cultural celebration, initiated last year as Citra Indonesia, exposed and promoted Indonesian culture. Warisan Budaya Indonesia aimed to strengthen relationships between local residents of Palmerston and the Indonesian community, bringing the community together to celebrate the unique and diverse culture and lifestyle that exists in Palmerston.

City of Palmerston had the opportunity to work in partnership with Darwin Indonesian Women's Association (DIWA) to host the event on Saturday 20 May at Goyder Square. The celebration included entertainment featuring traditional and contemporary Indonesian dances that reflect the rich and diverse Indonesian culture, as well as special guest 'Victoria Band', a professional young girls pop band from Jakarta Indonesia. Makukhan Indonesian Music Trio, whose name is from the ancient Javanese legend which explains the origin of The God of Rice, performed traditional instrumental music. Local schools, Indonesian dance groups and solo artists also performed.

Local Indonesian food stalls provided an exciting vibrant cuisine full of intense flavours to all that attended.

PALMERSTON MIGRANT REFERENCE AND ADVISORY GROUP (PMRAG)

This Group was formed in November 2016 and has since held monthly meetings attracting a healthy attendance of between 8-16 people. The Group is facilitated and supported by Melaleuca Refugee Centre, Red Cross, Multicultural Centre of the NT and City of Palmerston. The Group aims to identify shortfalls in services

to culturally and linguistically diverse (CALD) communities in the Palmerston region and commits to work with these communities along with service providers, NT Government and City of Palmerston toward generating solutions. The Group also aims to provide an information service based once a week in Palmerston and to generate a newsletter providing easier access for service providers, Government and Council to deliver programs and initiatives aimed at the CALD community, many of whom experience isolation and unintentional segregation.

LIVING IN PALMERSTON GUIDES - TRANSLATIONS

To help newly arrived Australians and migrants settle into Palmerston, the 'Living in Palmerston Guide' has been translated into French, Farsi and Arabic. These languages were chosen after consultation with Melaleuca Refugee Centre and the Multicultural Centre of the NT, along with analysis of data advising on recent migrants to Palmerston according to Australian Bureau of Statistics 2011 Census. The translated New Resident Guides are published on the City of Palmerston website, and have been distributed via appropriate service providers such as Anglicare NT, Red Cross and Melaleuca Refugee Centre.

OUR COMMON THREADS IN PALMERSTON

Our Common Threads is an arts therapy initiative whereby art/craft/textiles are used to develop a social support and friendship group for mothers and children living in Palmerston. This program was run from November 2016 to January 2017 and then again from April to July 2017 at The Heights, Durack Community Centre. Initially the target group was mothers from a different cultural background raising children in Palmerston but this has since opened up to all women of all cultures, ages and abilities. Our Common Threads allowed women, in particular mothers, to meet others similar to them and feel supported living and raising children in Palmerston and for their children to gain confidence to make friends and be happy living in Palmerston. It has been supported by Darwin Community Arts and Melaleuca Refugee Centre. Through the success of the program and the continued support of City of Palmerston and Melaleuca Refugee Centre, Darwin Community Arts has been successful in obtaining Community Benefit Funding to run the program at the Heights, Durack Community Centre each week from August 2017 to end of June 2018.

TOP END REFUGEE WEEK

As a result of Palmerston's commitment to being a Refugee Welcome Zone and in recognition that many newly arrived migrants and refugees live within the Palmerston municipality, Melaleuca Refugee Centre decided to hold their annual Top End Refugee Day event at Goyder Square for the second year running. Held on the 17 June, the event was supported through Council's Events and Community Development teams, via the inclusion of a Citizenship Ceremony prior to the main festival. The event was well attended by the Palmerston, Darwin and rural communities and celebrated the cultural diversity and inclusiveness that Palmerston enjoys.



Our Common Threads in Palmerston



1.4 RECREATION

We are committed to providing quality recreation and sporting facilities, parks, gardens, playgrounds and open spaces for the benefit of our community.


*Sporting, Recreational and Leisure
Facilities and Programs*

Walking and Cycling Infrastructure

Parks, Gardens and Playgrounds

Streetscapes and Open Spaces

*Support and Advocacy: Increased
Recreational Infrastructure*



Although hitting our target of 100 indicating general satisfaction by the community for recreational facilities and offerings in the city, it is disappointing to see a reduction in the score for this year. Council maintains approximately 131 parks, gardens, playgrounds, reserves and open spaces for use by residents and visitors along with a broad expanding network of cycling and walking paths, several community centres and a swimming pool and recreational/community centre.

WALKING AND CYCLING INFRASTRUCTURES

Council manages approximately 211km of shared paths. A significant amount of maintenance and capital works has been carried out on footpaths this past 12 months. Some of the major pathway works include:

- Replacement of 1789m² of concrete and asphalt on paths along laneways, parks and road reserves
- A total of 685m² of new shared path was constructed along Broadarrow Circuit in Woodroffe and Flockhart Drive in Marlow Lagoon
- 398m² of existing shared path was raised in the Marlow Lagoon Recreation Area to allow pedestrian access during the wet season
- Repairs and reconstruction have been carried out on the escarpment walking trail (*located between Bakewell and Rosebery*) including the installation of informative and guiding signage
- Weekly sweeping of all pathways in the City Centre and monthly sweeping of footpaths in the suburbs

PARKS, GARDENS, PLAYGROUNDS, STREETSCAPES AND OPEN SPACES

The Open Space section of the Technical Services Department manages trees, parks, gardens, playgrounds, irrigation systems and capital work projects to maintain and improve the cities open space network.

Asset construction and renewal is another core function of Council and some capital improvements during 2016/17 have been:

- New shade sails installed over play equipment at Dunbar Park in Gray, Lindsay Park in Moulden and Rosebery Park
- BBQs were replaced at Pretty Park in Driver and Marlow Lagoon Recreation Area

- Sports practice facilities were provided at Marlow Lagoon Recreation Area (AFL goal posts on oval), Joan Fejo Park in Rosebery (AFL goal posts in grassed area) and Sanctuary Lakes (hopscotch and handball courts)
- Irrigation systems were replaced at Phoenix Park in Durack, Chung Wah Terrace median, Buscall Avenue from Forrest Parade to Maurice Terrace/Lakeview Boulevard intersection, Lambrick Avenue from Forrest Parade to Hutchison Terrace and Lindsay Park in Moulden (50% of the system)
- Installation of telemetry irrigation controllers at Gager Park in Gunn, Pretty Park, Rival Park, Fairway Ridge East and West in Driver and other various locations in the City Centre
- Irrigation controller cabinets were progressively replaced with new stainless-steel units to increase longevity. New cabinets were provided to Gager Park in Gunn, Pretty

Park, Rival Park, Fairway Ridge East and West in Driver and various locations within the City Centre

- Lightning protection was installed at irrigation controllers and electrical switchboards at Goyder Square, Memorial Park and the Australian Post Office in the City Centre
- Replacement of the junior playground equipment in Phoenix Park, Durack
- Supply and installation of rubber softfall around the City Centre existing playground

Tree planting continued through the wet season with trees provided at Head Park in Durack, Eric Asche Park in Farrar, Sanctuary Lakes, Marlow Lagoon Recreation Area, Ida Scott Park in Bakewell, Joan Fejo Park in Rosebery, Goyder Square, Memorial Park and various road reserves. Officers continue to refine and implement the Street Tree Pruning Program. Staff coordinate contractors to attend to every street tree in all suburbs each year and provide pedestrian and vehicular



232

MOWING
CONTRACT
INSPECTIONS

48



ROUTINE PARK
SAFETY/CONTRACT
INSPECTIONS



833

PLAYGROUND
INSPECTIONS BY
CONTRACTORS



107

TREES
PLANTED

551



TREE ENQUIRIES
FROM RESIDENTS



374

INSTANCES OF REMEDIAL TREE
WORK COORDINATED BY STAFF

clearance and sight lines, assessing development proposals for the Open Space section continues as Zuccoli and Durack are further expanded.

Four new parks were handed over to Council for maintenance and control in 2016/17. These parks were Dat Bing Gwa Park in Zuccoli, Bloodwood Park in Zuccoli, Maluka Views Park in Miller Court, Gunn and The Heights, Durack Lake Park.

Council allocated two permanent staff members to check and repair the city's irrigation systems. The employees have been steadily assessing irrigation system performance and feeding back information that will determine future capital work priorities.

COMMUNITY FACILITIES

Community Development staff administer bookings for five community facilities, four of which are available for public use (*Gray Hall, Driver Family Resource Centre, Palmerston Recreation Centre*), and one that is fully booked by a lead tenant (*Joy Anderson Centre*). Bookings for several community facilities, including The Heights, Durack Community Centre and equipment have 'gone online'.

Gray Hall

Corner Essington Avenue and Victoria Drive, Gray

This facility is a large area with a wooden floor which makes it popular with dancing and exercise groups. The Harvest Corner Community Garden, which wraps around both sides and the back of the hall, provides a sheltered area with garden views. A carpark at front and a near-by bus stop provide easy community access. Long-term users are predominantly seniors' community groups and not for profit organisations. Other users include families holding celebrations.

Driver Family Resource Centre

29 Driver Ave, Driver

This facility was designed as a preschool and the large yard is well fenced for children's security. Trees and verandahs provide areas for sheltered play. A small carpark at the front and a near-by bus stop provide access. Long-term users are predominantly community groups - including three playgroups and a church congregation.

Joy Anderson Centre

25 Dillon Circuit, Gray

This facility is leased by Council from Territory Housing, who are responsible for major maintenance. Joy Anderson

Centre is a house that is provided by Council to Alzheimer's Australia NT to run programmes for adults with dementia in a homely, safe environment. The long-running JAC Craft Group attends each week to hold a social arts and crafts session and socialise with the other tenants. The lead tenants are working with other organisations to develop a dementia-friendly garden, partly sponsored by Council. Council does not offer the space to other groups, to maximise comfort and security of the lead tenants.

Palmerston Recreation Centre

11 The Boulevard, Palmerston

This facility offers a stadium consisting of two courts suitable for team games such as basketball, netball and inline hockey, plus two large community rooms. A small meeting room and large foyer with comfortable seating and free WIFI enable people to use the space for a variety of purposes. Centrally located, surrounding car parking spaces and proximity to the bus station ensure accessibility. Long-term users of the stadium include local sporting teams. Community events, displays, meetings and recreational activities also take place in both the stadium and community rooms.

The Heights, Durack Community Centre

33 Packard Avenue, Durack

Designed to provide a practical work space for performing and visual artists, art tuition and crafting groups, this new facility has a lovely outlook to the lake. A range of features, both fixed and mobile, support practitioners to encourage cultural growth, social interaction, creativity and participation in the arts.

A small carpark at the front and a near-by bus stop provide access. Users include practicing and emerging artists, community groups and individuals.

“Repairs and reconstruction
has been carried out on the
escarpment walking trail
(located between Bakewell
and Rosebery)”



1.5 COMMUNITY BENEFIT SCHEME

Council actively supports initiatives which benefit the community.

Funds are allocated annually to enable a Community Benefit Scheme to provide financial support by way of grants, donations, scholarships and sponsorships.

During this year the FIN18 Policy that provides governance and outlines the method by which the support is provided was reviewed. Scholarship funding was altered with the intention of extending eligibility to a larger number of participants. Broadening the range of eligible courses offered by a variety of educational facilities provides greater opportunities for Palmerston residents of all ages.

In addition, a Special Projects item was added to offer and promote special projects for various initiatives.

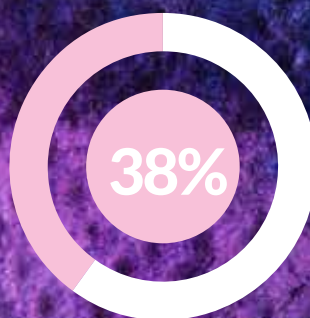
In 2016/17 Council allocated the following community funding through the Community Benefit Scheme:

COMMUNITY GRANTS AND SPONSORSHIPS

ORGANISATION	AMOUNT GRANTED	PROJECT TITLE
Sponsorship		
Palmerston 50+ Club Inc.	\$500	Annual Seniors Christmas Celebration 2016
Territory Natural Resource Management	\$1500	Conference and Awards 2016
Special Children's Christmas Party	\$1000	Special Children's Christmas Party 2016
White Ribbon	\$2,000	White Ribbon, Black Tie Ball
Autism NT	\$2,000	Autism NT Fundraising Luncheon
Life Education NT	\$2,000	Ocober 2016
Returned Soldiers League	\$10,000	ANZAC Day Services
Athletics NT	\$10,000	Cazaly's City of Palmerston Fun Run and Walk 2017
Touch Football NT	\$17,000	Touch Football Titles
Top End Rumble	\$2000	Top End Rumble
Sids and Kids NT	\$2,000	Walk 2 Remember
Palmerston and Rural Seniors Committee	\$12,000	Palmerston Seniors Fortnight
Donation		
Camp Quality Radio Auction	\$1000 Donation (\$815 spent)	Camp Quality Radio Auction
Annual School Awards 2016-2017 (\$100 per school)	\$1,100.00	Gray Primary School Durack Primary School Mackillop Catholic College Palmerston Christian School Sacred Heart College Rosebery Middle School Palmerston Senior College Good Shepherd Lutheran School Bakewell Primary School Forrest Parade School Moulden Primary School



ANNUAL
SCHOOL
AWARDS



SCHOLARSHIPS

32

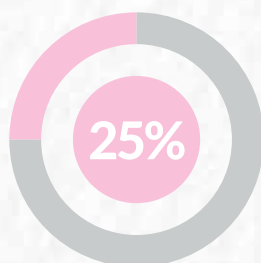
ORGANISATIONS/CLUBS
SUPPORTED THROUGH
THE PROGRAM

OF GRANTS AWARDED
FOR THE 2016/17
FINANCIAL YEAR
WERE AWARDED TO
COMMUNITY GROUPS
AND CLUBS

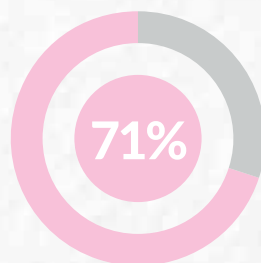
15

COMMUNITY EVENTS
SUPPORTED

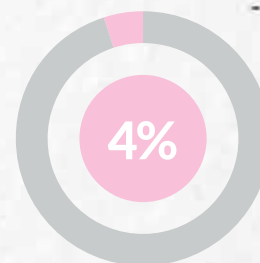
TOTAL AMOUNT OF FUNDING \$87,035.00



AWARDED TO
GRANTS & DONATIONS



AWARDED TO
SPONSORSHIPS



AWARDED TO
SCHOLARSHIPS

GRANT		
Ark Aid Inc.	\$10,000	Every Cat Program
Somerville Community Services	\$2,000	Children's week event
Alongside	\$1250	Outreach Group
Environment Centre NT	\$1,650	Transitions Film festival – River Blue
NT Thai Association	\$1,220	Royal Funeral Event
Nepalese Association of NT	\$3,500	Nepalese Language and Culture Classes

COMMUNITY SCHOLARSHIPS

ORGANISATION/RECIPIENT	AMOUNT AWARDED	PROJECT TITLE
Ms A. Coleman	\$1,500	Scholarship
Palmerston Senior College	\$2,000	Aridagawa Sister City Scholarship

2. ECONOMIC *Development*

2.1 TOURISM

We are committed to supporting tourism throughout our region.


Town and Business Signage
Accommodation
Support and Advocacy: Tourism Organisations and Operators
Support and Advocacy: Government initiatives

This is a relatively new indicator for Council, in only its fourth year of measurement. This past year has seen a decrease in community satisfaction. Though Council does not play a primary role in the tourism industry, it seeks to influence and facilitate the growth of tourism through advocacy and support, as well as ensuring that by-laws related to town and business signage, car parking strategies and recreational infrastructure allow for growth.

Palmerston is a young city, and as such, is seeking to become a destination for visitors rather than just a residential area. Initiatives such as the City Centre Master Plan will play a major role in ensuring the infrastructure supports the growth of business and is capable of attracting tourists. In the past year we have seen the beginning of a number of new and exciting projects that will support the growth of business and tourism such as the rapid progress visible at the new Gateway Shopping Centre in Yarrawonga.

GOYDER SQUARE TV

The Goyder Square TV is a large format screen mounted on the Palmerston Library, which continues to play a strategic role in communicating with and attracting residents and visitors to Palmerston's City Centre. The screen also provides the City of Palmerston with a unique opportunity to link the city with other parts of Australia for a national experience and with the wider international community to celebrate global events of cultural and community significance and entertainment value. Community groups and local businesses are encouraged to approach Council to produce tailored and professional advertisements for their events and service offerings.




“Palmerston is a young city, and as such, is seeking to become a destination for visitors rather than just a residential area.”



2.2 LOCAL BUSINESS

We are committed to ensuring local businesses and industry receive the support they need in order to grow and prosper within our region.

Transport Infrastructure
Local Purchasing and Procurement
Support and Advocacy Government Funding Initiatives
Support and Advocacy: Training and Employment Initiatives
Support and Advocacy: Industry Organisations



Council recognises that in order to support local business and industry and to promote continual growth it needs to effectively communicate its strategies and initiatives. Council needs to partner with local business groups to influence the growth of the city. In this spirit, Council continues to participate in the Palmerston Regional Business Association (PRBA) and work on improving partnerships.

Since the completion of Council funded projects, such as Goyder Square and The Boulevard, other privately funded developments within the City Centre such as the Boulevard Plaza development situated on the corner of The Boulevard and Palmerston Circuit are progressing. Within the wider Palmerston community developments like the IGA in Zuccoli and Bellamack business precincts have been completed.

Road maintenance is one of the core functions of Council's Technical Services department, and it plays an important role in promoting commerce and visitation to the City. We constantly monitor our roads and carry out necessary maintenance activities to rectify any identified defects.

Major highlights of works carried out on roads are:

- Reconstruction of 506m² of road
- Profiling and asphaltting of 7,759m² of road
- Spray sealing of 8,265m² of road
- Completion of four-monthly sweeping of all minor and local access roads and quarterly sweeping of all sub-arterial roads
- Repair of 518 potholes
- Replacement of 15m length of kerb
- Replacement of 166 damaged signs
- Repair of 94 vandalised signs
- Upgrade works completed at the Temple Tce/Essington Ave and Temple Tce/Tilston Ave intersections under the Blackspot Program

LOCAL PROCUREMENT

Council's focus on local procurement wherever possible has been effective during 2016/17 year.

LOCATION	SUM	%
ACT	\$2,898	0.01
NSW	\$2,132,143	6.64
NT	\$26,366,651	82.07
NZ	\$14,343	0.04
QLD	\$145,052	0.45
SA	\$284,385	0.89
TAS	\$477	0.00
VIC	\$3,062,169	9.53
WA	\$108,873	0.34
USA	\$5,715	0.02
UK	\$3,201	0.01
GRAND TOTAL	\$34,511,238	100

94
VANDALISED
SIGNS
REPAIRED



518
POTHOLES
REPAIRED

8,265m²
SPRAY
SEALING OF
ROADS



“We constantly monitor our roads
and carry out necessary maintenance
activities to rectify any identified defects.”

2.3 CITY PLANNING

We are committed to effective and responsible city planning which balances and meets both residential and commercial needs in our community.

*City of Palmerston City
Centre Master Plan Implementation*

Public Land Use

*Support and Advocacy: NT
Government Planning and
Development Control*


Local Government in the Northern Territory does not have planning authority, unlike in other states.

There are limited means by which Council can influence planning matters within the municipality and with the performance score decreasing for 2016/17, Council recognises that it needs to continue to work collaboratively with the Northern Territory Government to achieve good planning outcomes for the City.

Council responds to all planning applications presented to the Palmerston division of the Development Consent Authority as well as Liquor Licence applications presented to the Department of Trade, Business and Innovation.

Council responds as both a responsible authority under the Local Government Act and as community advocate.

Council continues to work with the Department of Education and Catholic Education on the new Zuccoli school precinct.





3. ENVIRONMENT & INFRASTRUCTURE

3.1 ENVIRONMENTAL SUSTAINABILITY

We are committed to actively protecting and enhancing the environmental assets and infrastructure of the City of Palmerston, while supporting local businesses and industry in sustainable land use.

Climate Change Impact Reduction
Greenhouse Emissions Measurement and Reduction
Energy and Water Resource Management Initiatives
Support and Advocacy: Planning and Development Controls
Support and Advocacy: Community Action, Education and Organisations
Support and Advocacy: Conservation and Biodiversity

The City of Palmerston is committed to Sustainability and Greening Palmerston. Council's Sustainability Strategy 2013-2018: At Work-In the Community has been developed to enable the City to achieve excellence in the management of environmental and climate change responsibilities and to work with the community to enable a sustainable future for the city as a whole. It takes into consideration risks to city assets and operations from natural hazards and climate change to improve performance and resilience.

Measuring progress of the strategy is based on 10 key priorities, strategic directions and targets over the five-year plan and quarterly activities are linked through quarterly Key Performance Indicator Reporting.

COMMUNITY ENGAGEMENT AND PARTICIPATION IN EVENTS

Council annually participates in Clean Up Australia Day, Earth Hour, the Mobile Muster (recycling of old unwanted mobile phones), Close the Loop (recycling of printer cartridges), Sustainability Week and World Environment Day and engages with local organisations and schools through a variety of opportunities during the year.

GARAGE SALE TRAIL - REBOOT YOUR LOOT

On Saturday 22 October 2016 City of Palmerston joined the national campaign Garage Sale Trail, for the second year in a row with our 'Reboot Your Loot' car park sale and through the promotion of residential home garage sales.

The Garage Sale Trail began in Bondi, NSW in 2010. It was an idea to combat illegal dumping – "Don't Dump It Sell It". The program has grown from one Council and 126 garage sales in 2010 to a healthy partnership with over 153 Councils and more than 15,000 garage sales registered in Australia in 2016.

Under this initiative in 2016 there were;

- 153 local Councils
- 15,340 registered garage sales
- Over 2 million items listed for reuse
- Approximate value \$13.9M





In 2016 there were 42 sales registered locally across Palmerston with 3,345 items listed for reuse. Over the past two years, 80% of local participants report that as a result of taking part in Garage Sale Trail they are more conscious about waste and their role in reducing it. On average participants connect with 28 local people and make an average of \$273.

The program added value to Council's municipal goal of commitment to support recycling, re-use and minimisation education initiatives. City of Palmerston is committed to developing and maintaining our reputation for being clean and green.

Due to inclement weather, Reboot Your Loot was cancelled on the programmed day but rescheduled to 5 November 2016. The day became possible with local community members partnering with Council, private sector and media. Garage Trail Sale headquarters provided Council partners with marketing materials like posters and how to guides for local community to get involved. Together with Council and media partners a national, state and local communications campaign was kicked off.

Palmerston had over 40 community members participate in the Reboot Your Loot sale to sell their pre-loved goods. Palmerston Lions Club assisted staff with parking of all participants, Jemma's Coffee was available during the morning. The most popular items on the day for sale were kids toys, homewares, fishing gear and tools.

PLANNING AND DEVELOPMENT

The City of Palmerston continues to experience strong growth and development.

Part of maintaining the balance between the natural and developed environment is continuing to have strong working relationships with the various developers to ensure the retention of important wildlife habitats.



42

LOCAL SALES

3.2 ASSETS AND INFRASTRUCTURE

We are committed to maintaining and developing community assets and infrastructure which meet the needs of our community.


*Roads, Bridges, Footpaths
and Car Parking*

Council Buildings and Facilities

Stormwater Infrastructure

*Support and Advocacy: Traffic
Management and Road Safety*

*Support and Advocacy: Territory and
Federal Infrastructure and Land*



Council maintains \$379M worth of assets on behalf of the community and is continually aiming to improve how well we do it.

STORMWATER INFRASTRUCTURE

Periodic inspection and maintenance of stormwater infrastructure is critical for the safety of properties and lives. Stormwater infrastructure throughout the municipality was inspected in accordance with the Risk Based Infrastructure Manual to check safety, blockage and damage. All secured stormwater structures were inspected three times during the year to ensure the structures were accessible to the public. Necessary repair work was carried out as required. Other major works undertaken on stormwater infrastructure include:

- Replacement of 22 stormwater pit lids and reinstatement of 27 dislodged lids
- 356 stormwater connections to Council's infrastructure were permitted in various locations
- 20 secure stormwater pits in Gray, Woodroffe and Driver were repaired
- 22 stormwater drainage warning signs were installed along open drains in the suburbs of Gray, Driver and Woodroffe

CAR PARKS

Council maintains 18 off-street car parks and numerous on-street car parks. Potholes and pavement issues in all car parks were regularly monitored and rectification works carried out as required.

Council carried out weekly sweeping of the City Centre, Sanctuary Lakes and Marlow Lagoon car parks. Monthly sweeping of the Palmerston Swimming and Fitness Centre car park and quarterly sweeping of the Joan Fejo, Gray Community Hall and Driver Resource Centre car parks were undertaken.

BRIDGES

Council owns and maintains all road bridges, culverts and footbridges located within its road reserves and open spaces. In-house routine bridge and major culvert inspections were carried out during the year.

BUILDINGS AND FACILITIES

In 2016/17, regular audits of fire services, air conditioning services, residual current device tests, testing and tagging of appliances and pest control were undertaken in addition to normal maintenance and repairs.

During the 2016/17 year, a total of \$23,492,271 in gifted assets were received by Council, compared with \$12,548,115 for 2015/16:

GIFTED ASSET	2017	2016
LAND	\$4,735,000	\$3,080,000
LAND IMPROVEMENTS	\$1,908,334	\$669,035
ROADS AND PAVEMENT	\$5,870,819	\$2,542,901
FOOTPATHS AND CYCLEWAYS	\$1,529,078	\$1,234,022
KERB AND GUTTER	\$864,998	\$444,366
STORMWATER DRAINAGE	\$8,328,058	\$4,498,141
WATER AND IRRIGATION	\$255,984	\$79,650

“Council owns and maintains all the road bridges, culverts and footbridges located within its road reserves and open spaces.”

 **64**
GENERAL ROAD
ENQUIRIES

42
VERGE REQUESTS 


 **19**
SIGNAGE
REQUESTS

 **311**
WORK ON COUNCIL
RESERVE PERMITS

3.3 WASTE

We are committed to providing comprehensive and effective waste management services to our community.

*Kerbside Waste Collection
and Recycling
Hard and Green Waste Facilities
Support and Advocacy: Recycling,
Re-Use and Minimisation
Support and Advocacy:
Education Initiatives*



Council received a high indicator score again this year, which is not surprising given that we continue to offer the same services as in previous years. Council provides just over \$2.1M household bin services a year. Council received over 1,715 customer requests. The complaint/request rate is 0.08%. Of the total requests received 320 relate to waste bins not being cleared. This equates to an error rate of 0.02% in waste collections.

Less waste makes for a better City. Council provides services to make it easier to recycle and has a range of waste and recycling 'pick up and drop off' arrangements along with provision of specific education information and designated days to assist residents, such as the pre-cyclone clean-up. The City of Palmerston operates the Archer Recycling Centre and Waste Transfer Station, situated off Elrundie Avenue, which free to all residents of Palmerston.

The City of Palmerston continues to offer a twice weekly general waste kerbside collection and a fortnightly recycle kerbside collection for single dwellings. Unit complexes have four collections per week for general waste and a weekly recycle collection. Our focus each year is to reduce the amount of waste that goes to landfill.

In 2015/16 the monthly average kerbside waste going to landfill was 666 tonnes. In 2016/17 that figure decreased to 658 tonnes. In comparison, our average monthly kerbside tonnage being recycled for the 2015/16 year was 134 tonnes. This figure decreased in 2016/17 to 132 tonnes.

Each year Council conducts a pre-cyclone clean-up in September and October in preparation for the upcoming cyclone season. The aim of the pre-cyclone clean-up is to encourage residents to identify items in their yards that are no longer in use and have the potential to become airborne during a severe storm or cyclonic event. These items are placed on the verge by residents over a weekend and then collected by Council's contractors.



117.8t

OF WASTE COLLECTED
DURING PRE-CYCLONE
CLEAN UP



888

DAMAGED
BINS REPLACED



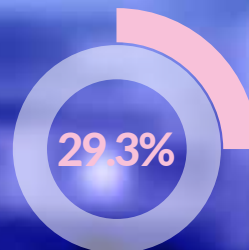
RESPONDED TO

166

STOLEN BIN REPORTS

413

NEW WASTE
CONNECTIONS



OF THE ITEMS
WERE RECYCLED

683 

AVERAGE KERBSIDE GENERAL WASTE TONNAGE TO
LANDFILL FOR 2016/17 WAS 683 TONNES PER MONTH

4. GOVERNANCE & ORGANISATION

4.1 RESPONSIBILITY

We are committed to corporate and social responsibility, the sustainability of Council assets and services and the effective planning and reporting of Council performance to the community.

Elected Member Accountability to the Community
Governance, Strategy, Legislation and Policy
Business Planning and Performance Reporting Frameworks
Financial Sustainability and Asset Management
Risk Management and Workplace Health and Safety



The 2016/17 year saw the departure of Alderman Geoff Carter on 25 August 2016. Council resolved to keep the position vacant until the next general election at its meeting held on 6 September 2016.

Council continued to publish the decisions made at every Council meeting in the local newspaper, giving increased visibility to decisions which effect residents and businesses. Agendas and minutes for all Council and Committee meetings continue to be posted on Council's website along with Council's strategic plans and annual reports.

ELECTED MEMBER ACCOUNTABILITY TO THE COMMUNITY

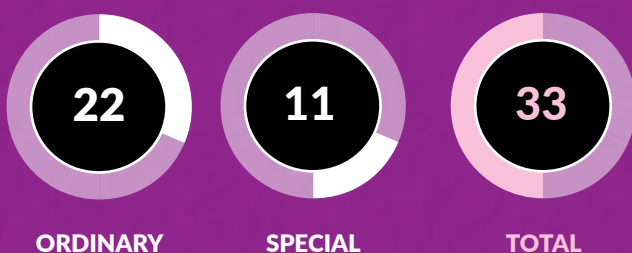
As well as attending regular Council meetings, Alderman participate on a number of committees of Council which provide governance to the strategies and operations of Council.

To the right are the Council and Committee meetings held under this structure, together with attendance details for elected members.

“City of Palmerston continues to stress the importance of Work Health and Safety among staff.”

COUNCIL MEETING ATTENDANCE

TOTAL MEETINGS HELD FOR 2015/16



ELECTED MEMBER	ATTENDED
Mayor Ian Abbott	31
Deputy Mayor Seranna Shutt	26
Alderman Sue McKinnon	30
Alderman Paul Bunker	29
Alderman Athina Pascoe-Bell	26
Alderman Andrew Byrne	28
Alderman Geoff Carter	6
<i>Resigned 25/08/16</i>	

COMMUNITY, CULTURE AND ENVIRONMENT (CCE) COMMITTEE MEETING ATTENDANCE

MEETINGS CALLED 2016/17	11
MEETINGS POSTPONED DUE TO LACK OF QUORUM	0
MEETINGS HELD 2015/16	11

COMMITTEE MEMBER	ATTENDED
Deputy Mayor Seranna Shutt <i>Chair 01/07/16 - 18/02/17</i>	11 (100%)
Alderman Sue McKinnon <i>Chair 19/02/17 - 29/06/17</i>	11 (100%)
Alderman Geoff Carter <i>Resigned 25/08/16</i>	1
Alderman Athina Pascoe-Bell	9

GOVERNANCE AND ORGANISATION (GOC) COMMITTEE MEETING ATTENDANCE

MEETINGS CALLED 2016/17	9
MEETINGS POSTPONED DUE TO LACK OF QUORUM	0
MEETINGS HELD 2015/16	9

COMMITTEE MEMBER	ATTENDED
Alderman Andrew Byrne (<i>Chair</i>)	9
Deputy Mayor Seranna Shutt	5
Alderman Paul Bunker	8
Alderman Geoff Carter <i>Resigned 25/08/16</i>	2

GOC
72

DECISIONS MADE

CCE
154

DECISIONS MADE

EDI
88

DECISIONS MADE

COUNCIL
662

DECISIONS MADE

ECONOMIC DEVELOPMENT AND INFRASTRUCTURE (EDI) COMMITTEE MEETING ATTENDANCE

MEETINGS CALLED 2016/17	10	ELECTED MEMBER	ATTENDED
MEETINGS POSTPONED DUE TO LACK OF QUORUM	0	Alderman Paul Bunker (<i>Chair</i>)	9
MEETINGS HELD 2015/16	10	Alderman Andrew Byrne	9
		Alderman McKinnon	7
		Alderman Athina Pascoe-Bell	8

GOVERNANCE AND ORGANISATION COMMITTEE MEETINGS

COMMITTEE MEMBERS

- Alderman Byrne
- Deputy Mayor Shutt
- Alderman Carter (*till 25/8/2016*)
- Alderman Bunker

ECONOMIC DEVELOPMENT AND INFRASTRUCTURE COMMITTEE MEETINGS

COMMITTEE MEMBERS

- Alderman Bunker
- Alderman McKinnon
- Alderman Byrne
- Alderman Pascoe-Bell

COMMUNITY CULTURE AND ENVIRONMENT COMMITTEE MEETINGS

COMMITTEE MEMBERS

- Alderman McKinnon
- Deputy Mayor Shutt
- Alderman Pascoe-Bell
- Alderman Carter (*till 25/8/2016*)

RISK MANAGEMENT AND AUDIT COMMITTEE

COMMITTEE MEMBERS

Iain Summers – *External Chair*
 Mayor Ian Abbott
 Alderman Seranna Shutt
 Alderman Andrew Byrne

**The Mayor is an ex-officio voting member of all Council committees*

CITY OF PALMERSTON CEO PERFORMANCE APPRAISAL COMMITTEE

- Mayor Abbott
- Deputy Mayor Shutt
- Alderman Bunker
- Alderman Geoff Carter (*till 25/8/2016*)

CITY OF PALMERSTON ADMINISTRATIVE REVIEW COMMITTEE

- Mayor Abbott
- Alderman McKinnon
- Alderman Bunker

PALMERSTON ANIMAL MANAGEMENT REFERENCE GROUP

- Alderman Pascoe-Bell
- Alderman Geoff Carter (*till 25/8/2016*)

TOP END REGIONAL ORGANISATION OF COUNCILS (TOPROC)

- Mayor Abbott
- Alderman Bunker

LOCAL GOVERNMENT ASSOCIATION OF THE NORTHERN TERRITORY

- Mayor Abbott
- Alderman Bunker
- Alderman Sue McKinnon – *Alternate Member*
- Alderman Carter (*till 25/8/2016*)

DEVELOPMENT CONSENT AUTHORITY

- Deputy Mayor Shutt – *Alternate Member*
- Alderman Byrne
- Alderman Bunker

PALMERSTON SAFE COMMUNITIES COMMITTEE

- Mayor Abbott
- Alderman McKinnon

PALMERSTON SENIORS ADVISORY GROUP

■ Alderman Sue McKinnon (*Chair*)

REGIONAL CAPITALS AUSTRALIA

■ Mayor Ian Abbott – *Executive Board Member*

Periodically, discussions and decisions made by Council are done in sessions closed to the public, as stipulated under the *Local Government Act 2008* (NT) and associated Regulations. The City of Palmerston is committed to ensuring there are

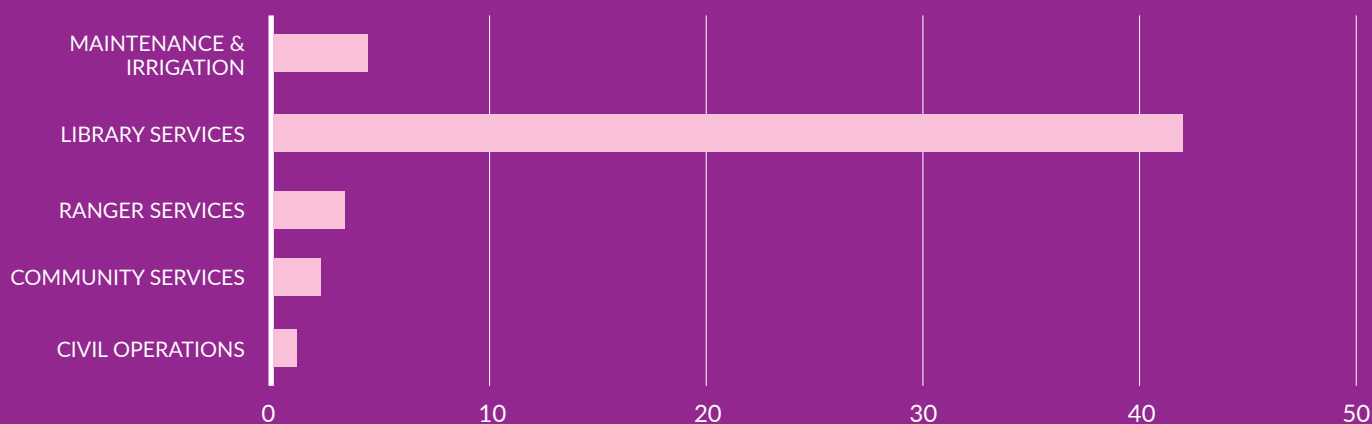
time limits placed on confidential matters and that wherever possible these decisions are brought into the open and accessible by the public. The following chart shows the number of confidential items, and the reason why it was confidential.

NUMBER OF INSTANCES	82
Grounds for Exclusion	
(a) information about the employment of a particular individual as a member of the staff or possible member of the staff of the council that could, if publicly disclosed, cause prejudice to the individual;	2
(b) information about the personal circumstances of a resident or ratepayer	41
(c) (i) information that would, if publicly disclosed, be likely to: cause commercial prejudice to, or confer an unfair commercial advantage on, any person	28
(c) (iv) information that would, if publicly disclosed, be likely to: prejudice the interests of the council or some other person	3
(e) information that would, if publicly disclosed, be likely to: information provided to the council on condition that it be kept confidential	8
Number of Matters Released in 2016/17	26

Providing a safe workplace is of high importance for the City of Palmerston, which continues to stress the importance of Work Health and Safety among staff. A Work Health and Safety Committee meets on a regular basis and involves employees from all business units. Furthermore, new and existing employees are provided with WHS online-

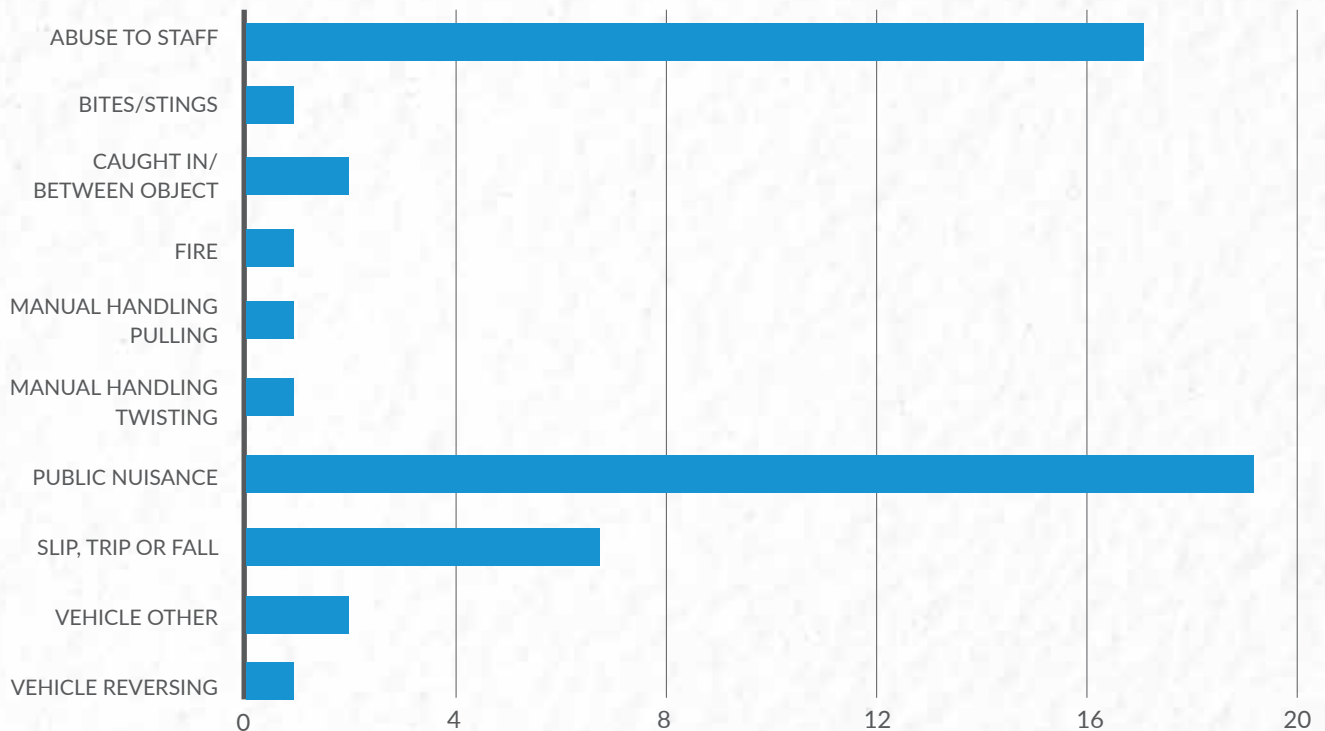
training modules covering a broad range of topics, such as Manual Handling, Ergonomics, Occupational Overuse and Discrimination, Bullying and Harassment. Team meetings continue to have WHS as an agenda item. In addition to this, Council fosters a safety culture by running a fun poster competition on 'Safe Work' as part of the national Work

INCIDENT REPORT BY BUSINESS UNIT 2016/2017



52 incidents and accidents occurred in 2016/17. This is double the number of incidents that were reported during the last financial year. 42 of all incidents occurred at the Library. 36 of all incidents related to the abuse of staff and public nuisance.

TYPES OF REPORTED INCIDENTS 2016/2017



The City of Palmerston received 2 worker's compensation claims in the 2016/17 period, which is one less than the last financial year. An external WHS audit carried out this year confirmed the strong systems and processes that are currently in place.

INFORMATION AND PRIVACY

The City of Palmerston believes that the responsible handling of personal information is a key aspect of democratic governance and is strongly committed to protecting an individual's right to privacy. Accordingly, Council is committed to full compliance with its obligations under the *Information Act 2008 (NT)* (the Act).

The City of Palmerston will only use personal information within Council, or disclose it outside Council, for the purpose for which it was collected or as allowed under the Act. For example, where you have consented or where the other purpose is related to the purpose for collection and you would reasonably expect this to occur. Some de-identified personal information may be used for policy development

and social planning but not in a way that reduces privacy.

An important part of the Northern Territory Information Act is the ability for members of the public to make application for access to personal information about themselves; and/or access to information about the operations of Council.

These requests are commonly known as Freedom of Information (FOI) requests, and are a key component to transparent and open government.

Where requests are not in conflict with privacy principles protecting other members of the community, or other restrictions found within the Information Act, these requests are provided as quickly as possible.

In addition, members of the public have the ability to make requests or seek redress for grievances through the office of the Northern Territory Ombudsman's office. The following chart shows the total number of issues dealt with for all three of these categories during 2016/17:

CATEGORY	NUMBER OF REQUESTS ACTIONED 2016/17
Access to Personal Information held by Council	6
Access to Other Information held by Council	2
Ombudsman Requests	3

Council may disclose personal information to our contractors for the purpose of carrying out their duties. For example, if you make a complaint or a request for work to be carried out, such as repairs to a driveway or footpath outside your house, Council may ask the contractor to contact you to arrange a suitable time for the work to be done.

Wherever possible, Council will take every reasonable measure to protect your privacy. However, there may be some instances in which your anonymity cannot be guaranteed. For example, if you make a complaint about a neighbour, you may be required to provide evidence in court if the matter cannot be resolved without legal action.

Another important part of the Act is the ability for members of the public to make application for a) access to personal information about themselves; and/or b) access to information about the operations of Council.

These requests are commonly known as Freedom of Information (FOI) requests, and are a key component to transparent and open government. Where requests are not in conflict with privacy principles protecting other members of the community, or other restrictions found within the Act, these requests are provided as quickly as possible. More details about how this can be done can be found on Council's website.

TENDERS AWARDED

SERVICE PROVIDED	SUPPLIER	CONTRACT NUMBER	\$ VALUE OF CONTRACT
Archer Landfill Closure – Stage 1	Aldebaran Contracting	TS2016/06	\$1,174,938.73
Capital Works and Miscellaneous Services Period Contract	JLM Civil Works Pty Ltd	TS2016/08	\$1,559,317.75
Public Place Litter Collection (Roads and Bins)	Akron Group NT Pty Ltd	TS2016/09	\$209,933.84
Baban Place Stormwater	JLM Civil Works Pty Ltd	TS2016/10	\$760,962.31
Reseal Various Roads 2016/17	Downer EDI Works	TS2016/11	\$302,533.37
Supply, Installation & Maintenance of Car Parking Meters	Australian Parking and Revenue Control Pty Ltd	TS2016/13	\$627,250
Hillson Street Upgrade	JLM Civil Works Pty Ltd	TS2016/14	\$219,969
Irrigation Refurbishment Various Locations	Delta Water NT Pty Ltd	TS2017/01	\$306,354.67
Design, Supply and Installation of Shade Sails – Various Locations	Aerosail Engineered Fabric Structures Pty Ltd	TS2017/02	\$249,454.49
Archer Landfill Rehabilitation Stage 2	Aldebaran Contracting	TS2017/03	\$2,312,270
Grounds Maintenance Palmerston East	Paradise Landscaping (NT) Pty Ltd	TS2017/08	\$303,355.21
Grounds Maintenance Palmerston West	Paradise Landscaping (NT) Pty Ltd	TS2017/09	\$417,601.45
Playground Refurbishment Various Locations	Adventure Plus	TS2017/05	\$180,000.00

RISK MANAGEMENT AND AUDIT COMMITTEE

The Risk Management and Audit Committee is responsible for providing independent assurance and assistance to the City of Palmerstone Council on risk management, internal controls, good governance and external accountability and reporting.

Throughout the financial year 2016/17 the audit committee met a total of four times. Some of the tasks undertaken by the Committee in the 2016/17 financial year were – approving the signing off on the 2015/16 financial statements, providing recommendations to improve the format of the monthly financial report to Council, providing support and direction to the internal audit function for the further development of a Council wide risk register amongst other tasks.

During the 2016/17 financial year the internal auditor continued to develop the risk register for non-financial risks across the organisation. Risks specifically related to IT and Community Services have been identified as well as related risk mitigation processes and the risk register updated. Staff members responsible for the financial risks also reviewed the risks as provided in the software package from Deloitte and identified further risk mitigation processes.

In the forthcoming year, it is envisioned that Council will have completed the risk register with appropriate controls identified for each risk. Also, the development of comprehensive internal audit plans across Council's functions will commence focusing on the greatest risk areas initially.





4.2 SERVICE

We value and encourage participation in Council activities by the community and are committed to delivering the highest possible levels of service and community engagement.

Customer Service Standards
Community Engagement and Voter Participation
Governance and Participation on Council Advisory Groups
Open Government and Transparency Initiatives

Council continues to put a great amount of effort into delivering a high level of customer service and attempts to engage with community in many ways to understand our community and enable Council to make decisions in the best interest of the community. Our survey score does not reflect our expectations and indicates that Council needs to take greater steps in 2017/18 in this area to meet the needs of our residents.

Council employs a Customer Service Request System which enables the organisation to better record, track and report on requests. This system caters for unpredictable staff absences and ensures that requests are acknowledged more quickly and responded to in an appropriate timeframe. Residents and ratepayers can access this system directly from Council's website.

Everyone in our organisation will directly serve our customers, or support someone who does. Employees are trained in the importance of professional, responsive and personalised service that we want to deliver.

We are committed to:

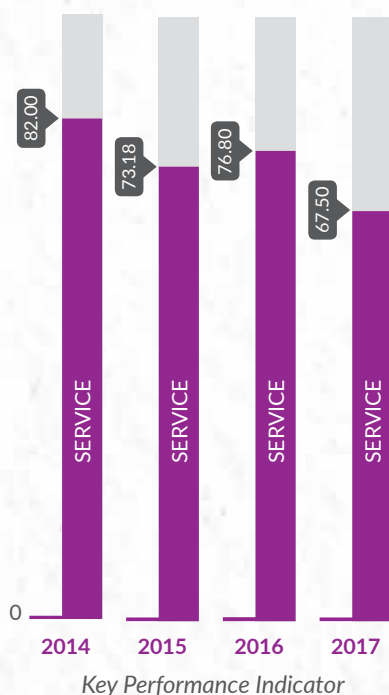
- Consult with you on all key initiatives
- Explain by-laws and procedures clearly
- Provide assistance in a courteous and responsive manner
- Apply high standards of fairness and ethical behaviour
- Continuous improvement and the collection of data to do this

Several community consultations occurred during 2016/17, most importantly around the development of the *2017-2022 Municipal Plan and Annual Budget*.

Council's community consultation methods include - information on Council's website and social media accounts, copies of the report/plan available at Council's customer service desks (*Civic Plaza, Palmerston Library and Palmerston Recreation Centre*), print advertising in local newspapers, and displays and information sessions for public and advisory groups.

Council runs a number of advisory groups that residents may join and provide advice directly to the Council. These include:

Youth Inspiring Palmerston (YIP) is an advisory committee to Council made up of young people from Palmerston. YIP keeps Council informed on issues that are significant and important to young people in the City of Palmerston.



Seniors Advisory Group is an advisory group to the City of Palmerston and an advocacy body for the senior community regarding issues relating to seniors in the Palmerston municipality.

Palmerston Safe Communities Committee (PSCC) works in partnership with Council and the NT Government, businesses and the community to reduce and prevent injuries, accidents and crime. The PSCC is committed to promoting the safety and wellbeing of Palmerston residents and visitors.

Animal Management Reference Group serves to facilitate consultation and co-operation between the City of Palmerston and its stakeholders in the development of domestic animal management policy.

Palmerston and Rural Youth Services (PARYS) Network provides a forum for workers in the youth sector to discuss local youth issues and develop strategies to deliver a range of services for Palmerston and rural young people in the 12-25

year age group. Council facilitates meetings approximately every six weeks for workers from community and government agencies who have regular contact with young people, and representatives of agencies which provide and/or fund services for young people.

Palmerston Kids Network is a committed network of workers representing organisations who provide services and programs to children (0-12 years) and their families living in Palmerston. The network meets regularly and is committed to sharing information about programs and initiatives, showcasing best practice, discussing identified gaps and needs in Palmerston, building relationships and making connections, participating in community engagement and capacity building, as well as taking opportunities to lobby, advocate and influence policy.

PROCESSED

70

HALL HIRE
REQUESTS



5,410

CUSTOMER
REQUESTS RECEIVED



5,298


CUSTOMER
REQUESTS COMPLETED

4.3 PEOPLE

We value our people, and the culture of our organisation.

We are committed to continuous improvement and innovation whilst seeking to reduce the costs of Council services through increased efficiency.

Human Resources and
Workforce Development
Training and Development
of Elected Members
Cost Reduction and
Efficiency Initiatives
Continuous Improvement,
Benchmarking, Research
and Innovation



Council remains committed to workforce development and continuous improvement. Without a skilled and dedicated workforce, Council would not be able to meet its commitments to the community and deliver effective and efficient services. The ratio of staff: residents at the City of Palmerston is lower than all other Northern Territory local governments at 1 staff member for 437.5 residents. With such a lean organisation, ensuring staff turnover is low and morale is high remains a primary concern to consistently deliver excellent service to the community.

One key achievement this year to remain an attractive employer of choice was the negotiation of a new Enterprise Agreement. The new Agreement set for a term of 3 years balances the needs of a committed workforce with the goals of the organisation within the current economic climate. The new Enterprise Agreement complements City of Palmerston's attractive employment conditions, which include a wide variety of benefits. Salary continuance insurance cover, salary packaging options and additional Employer superannuation contributions are just a few of the benefits provided. Additionally, Council strongly supports the development of staff through a wide range of professional development and training opportunities and encourages membership of professional associations. Furthermore, the health and well-being of employees is supported with access to health programs and the provision of Counselling services.

With a large female workforce, Council has also actively pursued improvements for women. Firstly, a new policy topping up the Government Paid Parental Scheme provides solid support for female employees on Maternity Leave. Secondly, a variety of measures have been put in place to support breastfeeding women at work. City of Palmerston has gained formal accreditation for being a breastfeeding friendly workplace, which is administered by the Australian Breastfeeding Association.

Furthermore, the development of the cloud-based HRMS (*human resource management system*) has been furthered this financial year and new processes and data have been included. The HRMS along with regular meetings of HR staff with Managers continues to strengthen the decision making around people. HR also supports the internal communication with the provision of an internal newsletter.

TOTAL NUMBER OF EMPLOYEES	(AS 30 JUNE 2017)
Person	80
FTE (Full Time Equivalent)	75

STAFFING CHANGES	JUL 16-SEPT 16	OCT 16-DEC 16	JAN 17-MAR 17	APR 17-JUN 17	2016/17
Recruited to Council	3	1	1	5	10
Separated from Council	2	2	3	6	13

EMPLOYEE BY POSITION

STATUS	ONGOING	FIXED-TERM	CASUAL	TOTAL
Male	26	4	0	30
Female	42	3	5	50
				80

DIVERSITY OF AGE AND GENDER OF WORKFORCE	MALE	FEMALE	TOTAL
18 -24 yrs	1	4	5
25-29 yrs	1	10	11
30-34 yrs	5	8	13
35-39 yrs	5	4	9
40-44 yrs	6	5	11
45-49 yrs	6	8	14
50-54 yrs	2	3	5
55-59 yrs	3	4	7
60-64 yrs	2	1	3
65-70 yrs	1	1	2
70 + yrs	0	0	0
			80


EMPLOYEE BY SALARY	MALE	FEMALE	TOTAL
\$0 - \$61,943	1	8	9
\$61,944 - \$67,937	5	14	19
\$67,938 - \$73,952	3	4	7
\$73,953 - \$78,327	8	4	12
\$78,328 - \$85,888	5	13	18
\$85,889 - \$93,412	1	2	3
\$93,413 - \$102,214	4	2	6
\$102,201 - \$115,000	0	0	0
\$115,001 - \$130,000	0	1	1
\$130,001 - \$160,000	1	1	2
\$160,001 +	3	0	3
			80

CULTURAL DIVERSITY

NUMBER OF EMPLOYEES BORN OVERSEAS



NUMBER OF EMPLOYEES BORN IN AUSTRALIA



INDUSTRIAL RELATIONS

NEW	RESOLVED	TOTAL	NEW	RESOLVED	TOTAL
0	0	0	0	0	0
FAIR WORK COMMISSION			OTHER		

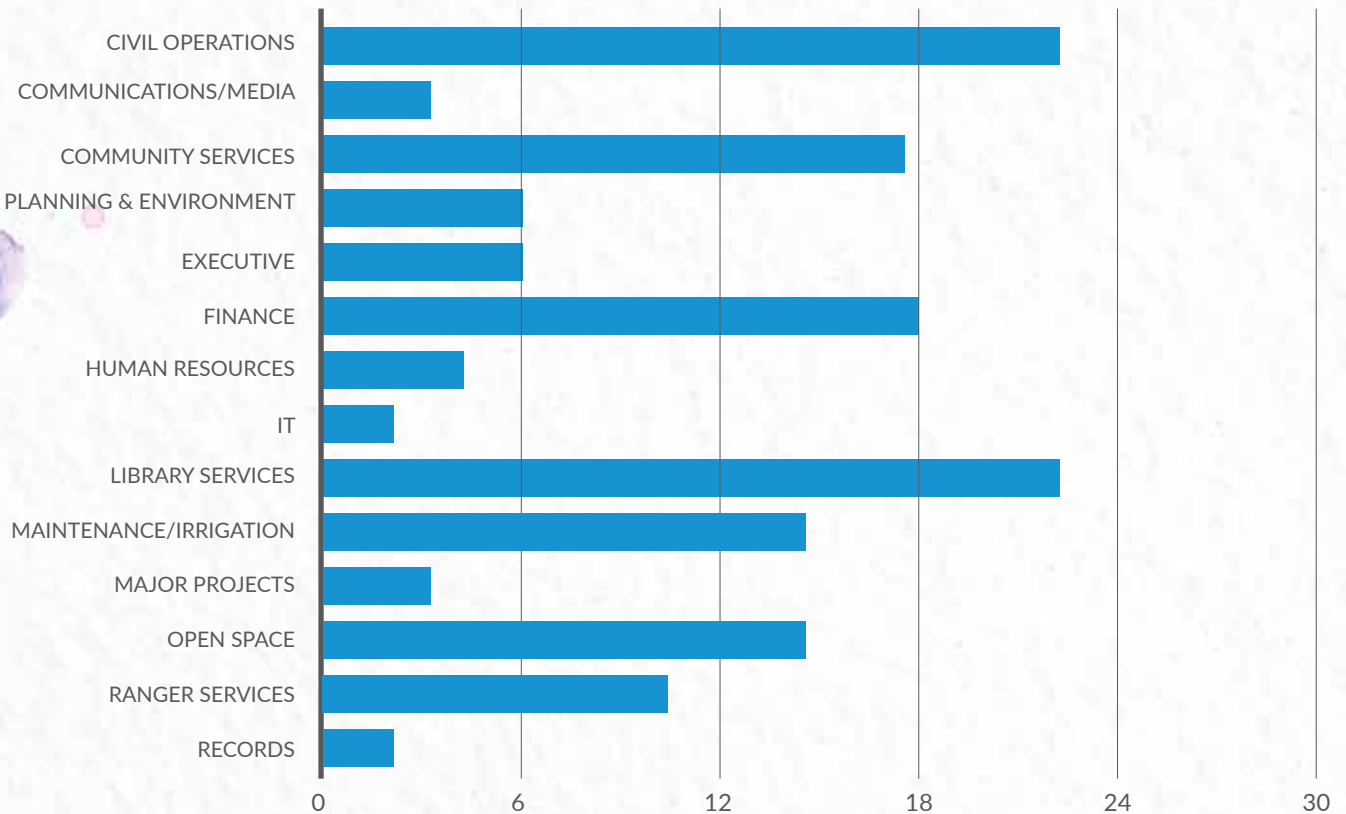
PROFESSIONAL DEVELOPMENT AND TRAINING FOR STAFF

143 professional development and training opportunities were provided during 2016/17. City of Palmerston secured specialised Local Government training to 12 employees, who enrolled in a fully externally funded Diploma of Local Government. Furthermore, Council continues to support the Local Government Management Challenge, which exercises a variety of skills valued in management in Local Government.

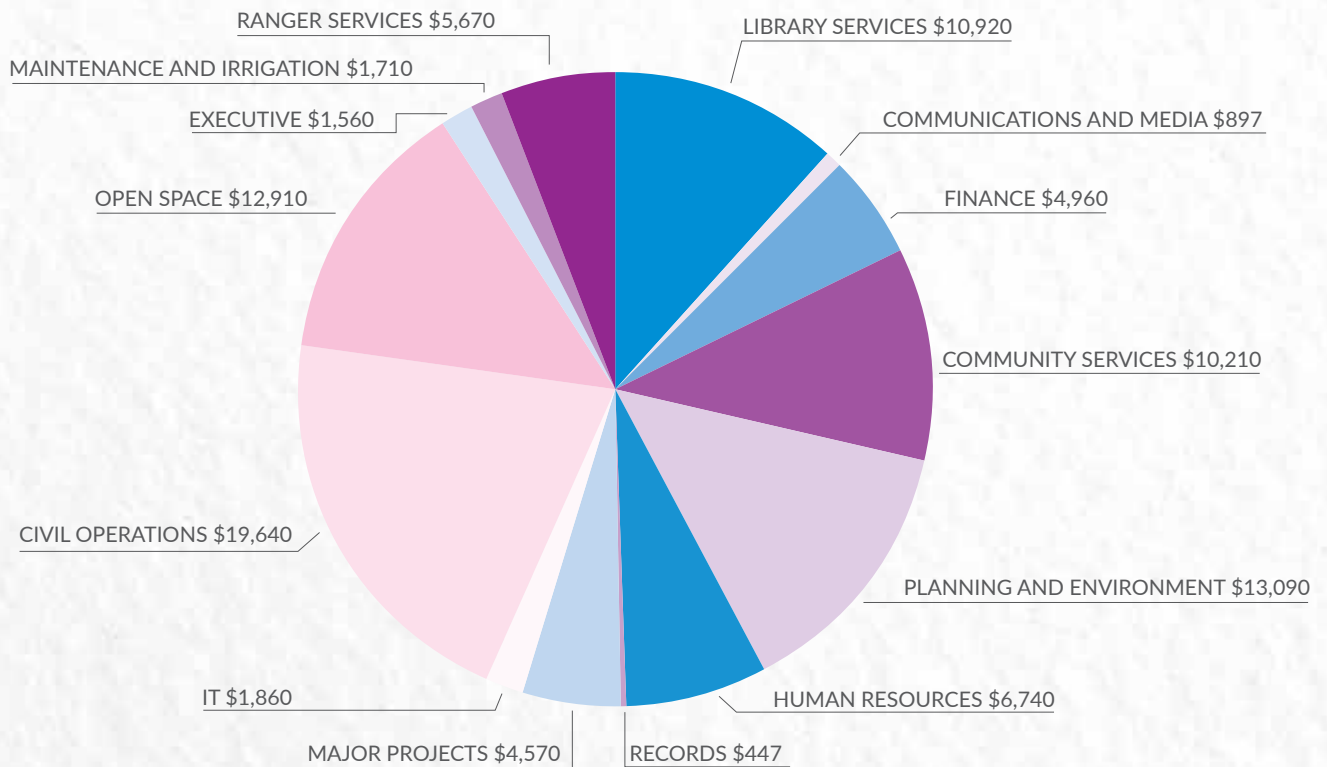
A new addition to this year's training calendar was the provision of Domestic Violence Training for all employees, which underpins Palmerston's corporate social responsibility.


With a large female workforce,
Council has also actively pursued
improvements for women.

NUMBER OF TRAINING ACTIVITIES BY DEPARTMENT 2016-2017



APPROXIMATE \$ SPENT BY BUSINESS UNIT FOR TRAINING





PROFESSIONAL DEVELOPMENT FOR ELECTED MEMBERS

In accordance with Section 71 *Local Government Act 2008* (NT) and the Ministerial guidelines for Council Member Allowance, City of Palmerston elected members may access an allowance to attend appropriate and relevant conferences or training courses which sustain a member's professional competence by keeping the member informed of, and able to comply with, development in professional standards applicable to their role as a Council member.


In 2016/17 City of Palmerston Elected Members could access an amount of up to \$3,653.68 each to attend appropriate and relevant conferences or training courses to comply with the standards applicable to their role. This amount includes all associated costs such as travel, conference fees, meals and accommodation.

ACTIVITY	DATES	ALLOWANCE UTILISED	NUMBER OF ELECTED MEMBERS ATTENDING
The National Women in Local Government Leadership Summit	17 – 19 October 2016	\$3652.68	1
2nd Annual Cloud Services in Local Government Summit	26 – 28 July 2016	\$1,012.61	1

4.4 SYSTEMS

We are committed to ensuring the systems and processes of Council support the organisation in delivering the best possible services to the community.

*Internal Business Processes
and Service Levels
Financial and
Administrative Services
Information and Communication
Technology Services*



All Council services rely on Council's 'behind the scenes' systems and processes; the administrative and technical support services including finance and information technology. Council relies heavily on a dependable administrative support group to deliver everything from providing library services to rubbish removal in our city centre.

The change of Council's Enterprise Resource System (ERP) in 2014 saw major improvements to the way internal administrative support works. Internal processes like leave requests, timesheets, procurement and invoice approvals are now fully automated.

City of Palmerston has been able to improve the governance on essential financial functions and introduced new systems to cater for the growing organisation.

Besides the development of a Customer Service Request system to support our commitment to our customers, City of Palmerston has implemented a Contracts system and has improved financial reporting systems significantly.

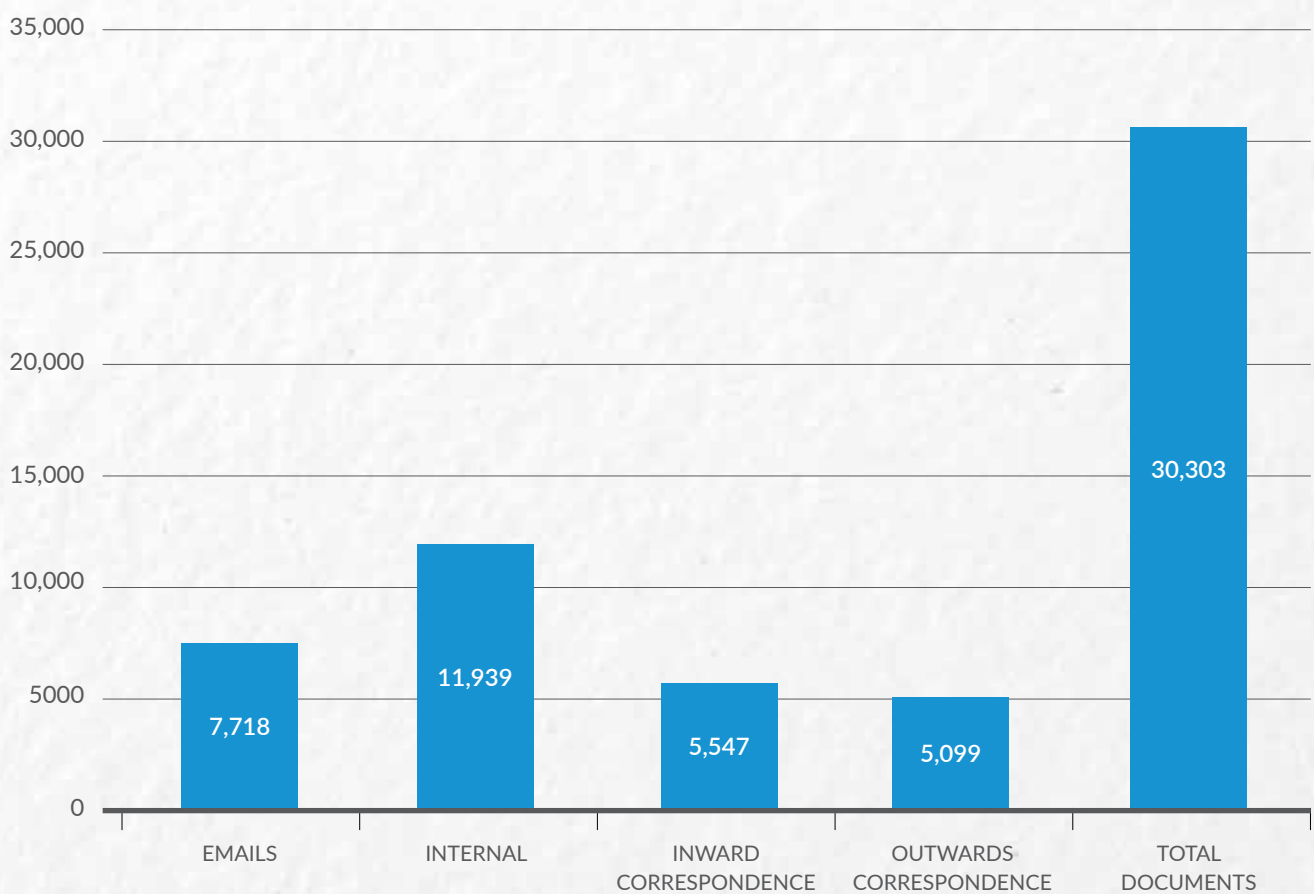
Financial reports are now automated reducing the risk for human error and increasing the ability to report on different items more efficiently.

RECORDS

Council manages an increasing amount of records generated internally or received from external sources, with 30,303 records being registered in 2016/17.



REGISTERED DOCUMENTS - 1 JULY 2016 TO 30 JUNE 2017





POLICY

City of Palmerston maintains a large suite of policies which govern the operations of Council. Council's policies are available to the public on its website. All policies are regularly reviewed and amended by Council to adjust to the changing requirements of legislation and the needs of the community.

ADMINISTRATION

Privacy Statement Policy
AD02 - Media Policy
AD03 - Liquor License Policy

COMMUNITY

COMM03 - Community Consultation Policy
GSTV01 - Goyder Square TV Screen Content and Usage

ELECTED MEMBERS

CC01 - Code of Conduct Elected Members
EM01 - Elected Members
EM02 - Elected Members Benefits and Support Policy
EM03 - Conflict of Interest
EM04 - Caretaker
EM05 - Political Involvement in Council Events

FINANCE AND RATING

FIN01 - Finance Policy
FIN02 - Financial Management
FIN03 - Annual Financial Statements
FIN04 - Procurement Policy
FIN06 - Investments
FIN07 - Financial Delegations
FIN08 - Internal Controls
FIN09 - Risk Management and Audit Committee
FIN10 - Fraud Protection Plan
FIN11 - Employee Entitlements
FIN12 - Asset Capitalisation
FIN13 - Asset Depreciation
FIN14 - Asset Revaluation
FIN15 - Asset Disposal
FIN16 - Computer Based Accounting
FIN17 - Rate Concession Policy
FIN18 - Grants, Donations, Scholarships and Sponsorships
FIN19 - Reserve Policy
FIN20 - Borrowing Policy
FIN21 - Debt Collection Policy
FIN22 - Grant Income Policy
FIN23 - Credit Card Policy
FIN24 - Chart of Accounts Policy

FIN25 - Rating Policy
FIN26 - Key System Policy
FIN 27 - Related Party Disclosure
FIN 27 - Related Party Disclosure Form
FIN 27 - Private Collection Notice

MEETINGS

MEE01 - Access to Council and Committee Meetings and Confidential Minutes
MEE02 - Committees of Council
MEE03 - Recording of Minutes

REGULATORY AND BY-LAWS

BL01 - Palmerston Animal Management By-Laws
BL02 - Palmerston Charges By-Laws
BL03 - Palmerston Procedures for Meetings By-Laws
BL04 - Palmerston Public Places By-Laws
BL05 - Palmerston Sign Hoardings and Advertising By-Laws
REG01 - Outdoor Dining
REG02 - Feral Cat Policy
REG03 - City Centre Car Parking Policy

ROADS AND STREETSCAPES


RS01 - Works on Council Verge
RS02 - Place Names
RS03 - Playground Risk Management Policy

WASTE

TECH04 - Waste Management

In addition, a large number of internal administrative policies governing general administration, human resource administration and work health and safety obligations are maintained by the Chief Executive Officer.





GENERAL PURPOSE FINANCIAL *Statements*

■ FOR THE YEAR ENDED 30 JUNE 2017

TABLE OF CONTENTS

Officer's Certificate	1
PRINCIPAL FINANCIAL STATEMENTS	
Principal Financial Statements	
Statement of Comprehensive Income	2
Statement of Financial Position	3
Statement of Changes in Equity	4
Cash Flow Statement	5

Notes to, and forming part of, the Principal Financial Statements

Note 1 - Significant Accounting Policies	N1
Note 2 - Income	N9
Note 3 - Expenses	N13
Note 4 - Gain or Loss on Disposal of Assets	N15
Note 5 - Current Assets	N16
Note 6 - Non-Current Assets	N16
Note 7 - Infrastructure, Property, Plant and Equipment and Investment Property	N17
Note 8 - Liabilities	N19
Note 9 - Reserves	N20
Note 10 - Assets Subject to Restrictions	N22
Note 11 - Reconciliation of Cash Flow Statement	N23
Note 12 - Functions	N24
Note 13 - Financial Instruments	N25
Note 14 - Expenditure Commitments	N27
Note 15 - Financial Indicators	N28
Note 16 - Operating Leases	N29
Note 17 - Related Party Transactions	N30
Audit Report	N31

CITY OF PALMERSTON

ANNUAL FINANCIAL STATEMENTS FOR THE YEAR ENDED 30 June 2017

OFFICER'S STATEMENT

I, Mark Spangler, the Chief Executive Officer of the City of Palmerston, hereby certify that the Annual Financial Statements:

- (a) have been drawn up in accordance with the applicable Australian Accounting Standards, the *Local Government Act* and the Local Government (Accounting) Regulations so as to present fairly the financial position of the Council and the results for the year; and
- (b) are in accordance with the accounting and other records of Council.



Mark Spangler
Chief Executive Officer

Date: 31/10/2017

STATEMENT OF COMPREHENSIVE INCOME

FOR THE YEAR ENDED 30 JUNE 2017

		2017	2016
	Notes	\$	\$
INCOME			
Rates	2	26,320,201	24,608,512
Statutory charges	2	154,305	158,095
User charges	2	1,260,365	1,232,788
Grants, subsidies and contributions	2	4,297,331	3,235,393
Investment income	2	1,120,762	1,154,651
Reimbursements	2	82,494	588,146
Other income	2	755,068	32,068
Total Income		33,990,526	31,009,653
EXPENSES			
Employee costs	3	7,933,185	7,384,937
Materials, contracts and other expenses	3	18,272,425	26,823,914
Depreciation, amortisation and impairment	3	9,540,471	9,019,834
Total Expenses		35,746,081	43,228,685
OPERATING DEFICIT		(1,755,555)	(12,219,032)
Net loss on disposal of assets	4	(810,296)	(370,537)
Net gain on revaluation of assets	4	405,677	-
Amounts received specifically for new or upgraded assets	2	4,784,735	-
Physical resources received free of charge	2	23,492,271	12,548,115
"NET SURPLUS / (DEFICIT)"		26,116,832	(41,454)
Other Comprehensive Income		-	-
Total Other Comprehensive Income		-	-
TOTAL COMPREHENSIVE INCOME / (LOSS)		26,116,832	(41,454)

This Statement is to be read in conjunction with the attached Notes.

CITY OF PALMERSTON

BALANCE SHEET

AS AT 30 JUNE 2017

		2017	2016
		\$	\$
ASSETS	Notes		
Current Assets			
Cash and cash equivalents	5	7,639,099	5,083,730
Trade and other receivables	5	1,595,383	1,414,400
Other financial assets	5	15,000,000	12,500,000
Non-current Assets held for Sale	5	1,612,748	2,547,748
Total Current Assets		25,847,230	21,545,878
Non-current Assets			
Investment Property	7	6,935,502	6,529,825
Infrastructure, Property, Plant and Equipment	7	379,365,995	359,776,776
Work-in-Progress	6	3,864,117	4,401,123
Total Non-current Assets		390,165,614	370,707,724
Total Assets		416,012,844	392,253,602
LIABILITIES			
Current Liabilities			
Trade and Other Payables	8	3,535,031	3,880,099
Provisions	8	3,941,550	1,869,906
Total Current Liabilities		7,476,581	5,750,005
Non-current Liabilities			
Provisions	8	3,727,725	7,811,891
Total Non-current Liabilities		3,727,725	7,811,891
Total Liabilities		11,204,306	13,561,896
NET ASSETS		404,808,538	378,691,706
EQUITY			
Accumulated Surplus		164,562,730	140,882,161
Asset Revaluation Reserves	9	223,487,907	223,487,907
Other Reserves	9	16,757,901	14,321,638
TOTAL EQUITY		404,808,538	378,691,706

This Statement is to be read in conjunction with the attached Notes.

STATEMENT OF CHANGES IN EQUITY

FOR THE YEAR ENDED 30 JUNE 2017

		Accumulated Surplus	Asset Revaluation Reserve	Other Reserves	TOTAL EQUITY
		\$	\$	\$	\$
2017	Notes				
Balance at end of previous reporting period		140,882,161	223,487,907	14,321,638	378,691,706
Net Surplus for Year		26,116,832	-	-	26,116,832
Other Comprehensive Income		-	-	-	-
Total Comprehensive Income		26,116,832	-	-	26,116,832
Transfers between reserves		(2,436,263)	-	2,436,263	-
Balance at end of period		164,562,730	223,487,907	16,757,901	430,925,370
2016					
Balance at end of previous reporting period		134,576,926	223,487,907	20,668,327	378,733,160
Net Deficit for Year		(41,454)	-	-	(41,454)
Other Comprehensive Income		-	-	-	-
Total Comprehensive Loss		(41,454)	-	-	(41,454)
Transfers between reserves		6,346,689	-	(6,346,689)	-
Balance at end of period		140,882,161	223,487,907	14,321,638	378,691,706

This Statement is to be read in conjunction with the attached Notes

CASH FLOW STATEMENT

FOR THE YEAR ENDED 30 JUNE 2017

		2017	2016
		\$	\$
CASH FLOWS FROM OPERATING ACTIVITIES	Notes		
Receipts			
Rates - general and other		26,202,912	24,599,260
Fees and other charges		1,501,595	1,357,624
Investment receipts		1,171,146	1,243,775
Grants utilised for operating purposes		4,512,198	3,235,393
Other operating receipts		2,464,197	554,268
Payments			
Employee Costs		(7,648,144)	(7,266,618)
Contractual services and materials		(21,684,927)	(17,621,702)
Other operating payments		(1,272,635)	(434,861)
Finance payments		-	500,496
Net Cash provided by Operating Activities		5,246,342	6,167,635
CASH FLOWS FROM INVESTING ACTIVITIES			
Receipts			
Amounts specifically for new or upgraded assets		4,784,735	-
Sale of replaced assets		-	64,314
Sale of surplus assets		1,887,404	-
Payments			
Expenditure on renewal/replacement of assets		(6,863,112)	(11,658,833)
Net purchase of investment securities		(2,500,000)	(5,000,000)
Net Cash or used in Investing Activities		(2,690,973)	(16,594,519)
Net Increase (Decrease) in cash held		2,555,369	(10,426,884)
Cash and cash equivalents at beginning of period		5,083,730	15,510,614
Cash and cash equivalents at end of period		7,639,099	5,083,730

This Statement is to be read in conjunction with the attached Notes

NOTES TO AND FORMING PART OF THE FINANCIAL REPORT
FOR THE YEAR ENDED 30 JUNE 2017

1. SUMMARY OF SIGNIFICANT ACCOUNTING POLICIES

(a) Basis of Preparation

The financial report comprises general purpose financial statements which have been prepared in accordance with Australian Accounting Standards (as they apply to local governments and not-for-profit entities), Australian Accounting Interpretations, other authoritative pronouncements of the Australian Accounting Standards Board, the Local Government Act and accompanying regulations. Material accounting policies which have been adopted in the preparation of this financial report are presented below and have been consistently applied unless stated otherwise.

Except for cash flow and rate setting information, the report has also been prepared on the accrual basis and is based on historical costs, modified, where applicable, by the measurement at fair value of selected non-current assets, financial assets and liabilities.

Critical Accounting Estimates

The preparation of a financial report in conformity with Australian Accounting Standards requires management to make judgements, estimates and assumptions that effect the application of policies and reported amounts of assets and liabilities, income and expenses.

The estimates and associated assumptions are based on historical experience and various other factors that are believed to be reasonable under the circumstances; the results of which form the basis of making the judgements about carrying values of assets and liabilities that are not readily apparent from other sources. Actual results may differ from these estimates.

The Local Government Reporting Entity

All Funds through which the Council controls resources to carry on its functions have been included in the financial statements forming part of this financial report.

(b) Goods and Services Tax (GST)

Revenues, expenses and assets are recognised net of the amount of GST, except where the amount of GST incurred is not recoverable from the Australian Taxation Office (ATO).

Receivables and payables are stated inclusive of GST receivable or payable. The net amount of GST recoverable from, or payable to, the ATO is included with receivables or payables in the statement of financial position.

Cash flows are presented on a Gross basis. The GST components of cash flows arising from investing or financing activities which are recoverable from, or payable to, the ATO are presented as operating cash flows.

(c) Cash and Cash Equivalents

Cash and cash equivalents include cash on hand, cash at bank, deposits available on demand with banks and other short term highly liquid investments that are readily convertible to known amounts of cash and which are subject to an insignificant risk of changes in value and bank overdrafts.

Bank overdrafts are reported as short term borrowings in current liabilities in the statement of financial position.

(d) Trade and Other Receivables

Trade and other receivables include amounts due from ratepayers for unpaid rates and service charges and other amounts due from third parties for goods sold and services performed in the ordinary course of business.

Receivables expected to be collected within 12 months of the end of the reporting period are classified as current assets. All other receivables are classified as non-current assets.

Collectability of trade and other receivables is reviewed on an ongoing basis. Debts that are known to be uncollectible are written off when identified. An allowance for doubtful debts is raised when there is objective evidence that they will not be collectible.

(e) Fixed Assets

Each class of fixed assets within either property, plant and equipment or infrastructure, is carried at cost or fair value as indicated less, where applicable, any accumulated depreciation and impairment losses.

Valuation of Assets

The following asset classes were valued by Australian Pacific Valuers (APV) effective 1 July 2013 at Fair Value:

- Land
- Land Improvements
- Buildings
- Infrastructure

All acquisitions made after the respective date of revaluation are recorded as described in section Initial Recognition below.

The asset classes Plant, Furniture and Equipment and Motor Vehicles were valued by Maloney's Field Services effective 1 July 2014 at Fair Value.

Initial Recognition and Measurement between Mandatory Revaluation Dates

All assets are initially recognised at cost and subsequently revalued in accordance with the Australian Accounting Standards.

In relation to this initial measurement, cost is determined as the fair value of the assets given as consideration plus costs incidental to the acquisition. For assets acquired at no cost or for nominal consideration, cost is determined as fair value at the date of acquisition. The cost of non-current assets constructed by the Council includes the cost of all materials used in construction, direct labour on the project and an appropriate proportion of variable and fixed overheads.

Individual assets acquired between initial recognition and the next revaluation of the asset class in accordance with the mandatory measurement framework detailed above, are carried at cost less accumulated depreciation as management believes this approximates fair value. They will be subject to subsequent revaluation.

Revaluation

Increases in the carrying amount arising on revaluation of assets are credited to a revaluation surplus in equity. Decreases that offset previous increases of the same asset are recognised against revaluation surplus directly in equity. All other decreases are recognised in profit or loss.

Transitional Arrangements

During the time it takes to transition the carrying value of non-current assets from the cost approach to the fair value approach, the Council may still be utilising both methods across differing asset classes.

Those assets carried at cost will be carried in accordance with the policy detailed in the *Initial Recognition* section as detailed above.

Those assets carried at fair value will be carried in accordance with the Revaluation Methodology section as detailed above.

Land Under Roads

Effective as at 1 July 2008, Council elected not to recognise any value for land under roads acquired on or before 30 June 2008.

Land under roads acquired on or after 1 July 2008 has not been recognised as in the opinion of Council it is not possible to reliably attribute a fair value, and further that such value if determined would be immaterial.

Depreciation

The depreciable amount of all fixed assets including buildings but excluding freehold land, are depreciated on a straight-line basis over the individual asset's useful life from the time the asset is held ready for use.

When an item of property, plant and equipment is revalued, any accumulated depreciation at the date of the revaluation is treated in one of the following ways:

- a) Restated proportionately with the change in the gross carrying amount of the asset so that the carrying amount of the asset after revaluation equals its revalued amount; or
- b) Eliminated against the gross carrying amount of the asset and the net amount restated to the revalued amount of the asset.

Major depreciation periods used for each class of depreciable asset are:

Buildings	25 to 60 years	Road Furniture	20 to 40 years
Furniture and Equipment	3 to 10 years	Footpaths and Bicycle ways	30 to 50 years
Plant and Equipment	5 to 15 years	Kerb and Gutter	40 to 50 years
Roads		Motor Vehicles	5 years
Earthworks	100 years	Waste and Sewerage Infrastructure	20 to 30 years
Pavement	30 to 40 years	Stormwater Drainage	75 to 100 years
Seal	10 to 20 years	Land Improvement	15 to 50 years

The assets residual values and useful lives are reviewed, and adjusted if appropriate, at the end of each reporting period.

An asset's carrying amount is written down immediately to its recoverable amount if the asset's carrying amount is greater than its estimated recoverable amount.

Gains and losses on disposals are determined by comparing proceeds with the carrying amount. These gains and losses are included in the statement of comprehensive income in the period in which they arise.

(e) Fixed Assets (Continued)

Capitalisation Threshold

Expenditure on assets with an economic life in excess of one year are only capitalised where the cost of acquisitions exceeds materiality thresholds established by Council for each asset class.

Buildings	\$5,000	Kerb and Gutter	\$5,000
Furniture and Equipment	\$1,000	Motor Vehicles	\$5,000
Plant and Equipment	\$5,000	Stormwater Drainage	\$10,000
Roads	\$10,000	Land Improvement	\$10,000
Footpaths and Bicycle ways	\$5,000		

Fair Value of Assets and Liabilities

When performing a revaluation, the Council uses a mix of both independent and management valuations using the following as a guide:

Fair Value is the price that Council would receive to sell the asset or would have to pay to transfer a liability, in an orderly (ie unforced) transaction between independent, knowledgeable and willing market participants at the measurement date.

As fair value is a market-based measure, the closest equivalent observable market pricing information is used to determine fair value. Adjustments to market values may be made having regard to the characteristics of the specific asset. The fair values of assets that are not traded in an active market are determined using one or more valuation techniques. These valuation techniques maximise, to the extent possible, the use of observable market data.

To the extent possible, market information is extracted from either the principal market for the asset (*ie the market with the greatest volume and level of activity for the asset or, in the absence of such a market, the most advantageous market available to the entity at the end of the reporting period (ie the market that maximises the receipts from the sale of the asset after taking into account transaction costs and transport costs)*).

For non-financial assets, the fair value measurement also takes into account a market participant's ability to use the asset in its highest and best use or to sell it to another market participant that would use the asset in its highest and best use.

Fair Value Hierarchy

AASB 13 requires the disclosure of fair value information by level of the fair value hierarchy, which categorises fair value measurement into one of three possible levels based on the lowest level that an input that is significant to the measurement can be categorised into as follows:

Level 1

Measurements based on quoted prices (unadjusted) in active markets for identical assets or liabilities that the entity can access at the measurement date.

Level 2

Measurements based on inputs other than quoted prices included in Level 1 that are observable for the asset or liability, either directly or indirectly.

Level 3

Measurements based on unobservable inputs for the asset or liability.

The fair values of assets and liabilities that are not traded in an active market are determined using one or more valuation techniques. These valuation techniques maximise, to the extent possible, the use of observable market data. If all significant inputs required to measure fair value are observable, the asset or liability is included in Level 2. If one or more significant inputs are not based on observable market data, the asset or liability is included in Level 3.

(f) Fair Value of Assets and Liabilities (Continued)

Valuation techniques

The Council selects a valuation technique that is appropriate in the circumstances and for which sufficient data is available to measure fair value. The availability of sufficient and relevant data primarily depends on the specific characteristics of the asset or liability being measured. The valuation techniques selected by the Council are consistent with one or more of the following valuation approaches:

Market approach

Valuation techniques that use prices and other relevant information generated by market transactions for identical or similar assets or liabilities.

Income approach

Valuation techniques that convert estimated future cash flows or income and expenses into a single discounted present value.

Cost approach

Valuation techniques that reflect the current replacement cost of an asset at its current service capacity.

Valuation techniques

Each valuation technique requires inputs that reflect the assumptions that buyers and sellers would use when pricing the asset or liability, including assumptions about risks. When selecting a valuation technique, the Council gives priority to those techniques that maximise the use of observable inputs and minimise the use of unobservable inputs. Inputs that are developed using market data (*such as publicly available information on actual transactions*) and reflect the assumptions that buyers and sellers would generally use when pricing the asset or liability and considered observable, whereas inputs for which market data is not available and therefore are developed using the best information available about such assumptions are considered unobservable.

(g) Impairment of Assets

In accordance with Australian Accounting Standards the Council's assets, other than inventories, are assessed at each reporting date to determine whether there is any indication they may be impaired.

Where such an indication exists, an impairment test is carried out on the asset by comparing the recoverable amount of the asset, being the higher of the asset's fair value less costs to sell and value in use, to the asset's carrying amount.

Any excess of the asset's carrying amount over its recoverable amount is recognised immediately in profit or loss, unless the asset is carried at a revalued amount in accordance with another standard (*e.g. AASB 116*) whereby any impairment loss of a revalued asset is treated as a revaluation decrease in accordance with that other standard.

For non-cash generating assets such as roads, drains, public buildings and the like, value in use is represented by the depreciated replacement cost of the asset.

(h) Trade and Other Payables

Trade and other payables represent liabilities for goods and services provided to the Council prior to the end of the financial year that are unpaid and arise when the Council becomes obliged to make future payments in respect of the purchase of these goods and services. The amounts are unsecured, are recognised as a current liability and are normally paid within 30 days of recognition.

(i) Employee Benefits

Short-Term Employee Benefits

Provision is made for the Council's obligations for short-term employee benefits. Short-term employee benefits are benefits (*other than termination benefits*) that are expected to be settled wholly before 12 months after the end of the annual reporting period in which the employees render the related service, including wages, salaries and sick leave. Short-term employee benefits are measured at the (*undiscounted*) amounts expected to be paid when the obligation is settled. The Council's obligations for short-term employee benefits such as wages, salaries and sick leave are recognised as a part of current trade and other payables in the statement of financial position. The Council's obligations for employees' annual leave and long service leave entitlements are recognised as provisions in the statement of financial position.

Other Long-Term Employee Benefits

Provision is made for employees' long service leave and annual leave entitlements not expected to be settled wholly within 12 months after the end of the annual reporting period in which the employees render the related service. Other long-term employee benefits are measured at the present value of the expected future payments to be made to employees. Expected future payments incorporate anticipated future wage and salary levels, durations or service and employee departures and are discounted at rates determined by reference to market yields at the end of the reporting period on government bonds that have maturity dates that approximate the terms of the obligations. Any premeasurements for changes in assumptions of obligations for other long-term employee benefits are recognised in profit or loss in the periods in which the changes occur. The Council's obligations for long-term employee benefits are presented as non-current provisions in its statement of financial position, except where the Council does not have an unconditional right to defer settlement for at least 12 months after the end of the reporting period, in which case the obligations are presented as current provisions.

(j) Provisions

Provisions are recognised when the Council has a present legal or constructive obligation, as a result of past events, for which it is probable that an outflow of economic benefits will result and that outflow can be reliably measured.

Provisions are measured using the best estimate of the amounts required to settle the obligation at the end of the reporting period.

(k) Leases

Leases of fixed assets where substantially all the risks and benefits incidental to the ownership of the asset, but not legal ownership, are transferred to the Council, are classified as finance leases.

Finance leases are capitalised recording an asset and a liability at the lower amounts equal to the fair value of the leased property or the present value of the minimum lease payments, including any guaranteed residual values. Lease payments are allocated between the reduction of the lease liability and the lease interest expense for the period.

Leased assets are depreciated on a straight line basis over the shorter of their estimated useful lives or the lease term.

Lease payments for operating leases, where substantially all the risks and benefits remain with the lessor, are charged as expenses in the periods in which they are incurred.

Lease incentives under operating leases are recognised as a liability and amortised on a straight line basis over the life of the lease term.

(l) Rates, Grants, Donations and Other Contributions

Rates, grants, donations and other contributions are recognised as revenues when the local government obtains control over the assets comprising the contributions.

Control over assets acquired from rates is obtained at the commencement of the rating period or, where earlier, upon receipt of the rates.

Where contributions recognised as revenues during the reporting period were obtained on the condition that they be expended in a particular manner or used over a particular period, and those conditions were undischarged as at the reporting date, the nature of and amounts pertaining to those undischarged conditions are disclosed in Note 2. That note also discloses the amount of contributions recognised as revenues in a previous reporting period which were obtained in respect of the local government's operations for the current reporting period.

(m) Superannuation

The Council contributes to a number of Superannuation Funds on behalf of employees.

Council contributes to both defined contribution plans and defined benefit plans.

(n) Current and Non-Current Classification

In the determination of whether an asset or liability is current or non-current, consideration is given to the time when each asset or liability is expected to be settled. The asset or liability is classified as current if it is expected to be settled within the next 12 months, being the Council's operational cycle. In the case of liabilities where the Council does not have the unconditional right to defer settlement beyond 12 months, such as vested long service leave, the liability is classified as current even if not expected to be settled within the next 12 months. Inventories held for trading are classified as current even if not expected to be realised in the next 12 months except for land held for sale where it is held as non-current based on the Council's intentions to release for sale.

(o) Rounding Off Figures

All figures shown in this annual financial report, are rounded to the nearest dollar.

(p) Comparative Figures

Where required, comparative figures have been adjusted to conform with changes in presentation for the current financial year.

When the Council applies an accounting policy retrospectively, makes a retrospective restatement or reclassifies items in its financial statement, an additional (third) statement of financial position as at the beginning of the preceding period in addition to the minimum comparative financial statements is presented.

(q) Pending Accounting Standards

Certain new accounting standards and interpretations have been published that are not mandatory for the 30 June 2017 reporting period.

- AASB 7 - Financial Instruments – Disclosures
- AASB 9 - Financial Instruments
- AASB 15 - Revenue from Contracts with Customers
- AASB 16 - Leases
- AASB 1058 - Income for Not-for-Profit Entities

Standards containing consequential amendments to other Standards and Interpretations arising from the above - AASB 2010-7, AASB 2014-1, AASB 2014-3, AASB 2014-4, AASB 2014-5, AASB 2014-6, AASB 2014-7, AASB 2014-8, AASB 2014-9, AASB 2014-10, AASB 2015-1, AASB 2015-2, AASB 2015-3, AASB 2015-4, AASB 2015-5, AASB 2015-6 and AASB 2015-7.

Other than AASB 16 and AASB 1058 Council is of the view that none of the above new standards or interpretations will affect any of the amounts recognised in the financial statements, but that they may impact certain information otherwise disclosed.

Accounting Standard AASB 16 Leases may have a material effect on the amounts disclosed in these reports, particularly in relation to Infrastructure, Property, Plant and Equipment, but does not commence until the 2019/20 financial period, and it is not Council's intention to adopt this Standard early.

Accounting Standard AASB 1058 Income for Not-for-Profit Entities may have a material effect on the amounts disclosed in these reports, particularly in relation to revenue from Grants and Subsidies, but does not commence until the 2019/20 financial period, and it is not Council's intention to adopt this Standard early.

(r) New and amended standards adopted by Council

AASB 124 Related Party Disclosures was adopted during the year, the impact of this standard had no impact on reporting financial position or performance, however note 17 has been added.

(s) Subsidiaries and Joint Arrangements

Council has no interest in any subsidiaries.

Council has no interest in any Joint Arrangements.

(t) Disclaimer

Nothing contained within these statements may be taken to be an admission of any liability to any person under any circumstance.

NOTES TO AND FORMING PART OF THE FINANCIAL STATEMENTS

FOR THE YEAR ENDED 30 JUNE 2017

NOTE 2 - INCOME

	Notes	2017 \$	2016 \$
RATES REVENUES			
General Rates			
Residential		16,930,978	16,327,669
Commercial		1,901,216	1,747,844
Industrial		650,665	486,591
Rates Received in Advance		128,211	21,245
Other		67,539	27,521
		19,678,609	18,610,870
Annual Charges			
Waste Management Service		6,641,592	5,997,642
		6,641,592	5,997,642
		26,320,201	24,608,512
STATUTORY CHARGES			
Animal registration fees and fines		18,860	22,307
Parking fines/expiation fees		68,955	66,169
Other fines, penalties and expiations		66,490	69,619
		154,305	158,095
USER CHARGES			
Developer Charges		209,123	262,238
Animal Control		77,276	52,610
Rent and Hire of Council Equipment		352,216	359,087
Library		62,408	65,553
Parking fees		19,103	-
Rate Searches and Dog Registrations		324,616	299,159
Licences and Permits		162,930	166,537
Sundry		52,693	27,604
		1,260,365	1,232,788
INVESTMENT INCOME			
Interest on investments			
Banks and other		541,265	613,311
Investment Property Rental Income		446,160	419,774
Interest on Overdue Rates and Charges		133,337	121,566
		1,120,762	1,154,651

NOTES TO AND FORMING PART OF THE FINANCIAL STATEMENTS

FOR THE YEAR ENDED 30 JUNE 2017

NOTE 2 - INCOME (CONT...)

		2017	2016
	Notes	\$	\$
REIMBURSEMENTS			
- for private works		37,954	33,678
- other		44,540	554,468
		82,494	588,146
OTHER INCOME			
Insurance and other recoupments - infrastructure, property, plant and equipment		53,530	26,721
Landfill Rehabilitation provision reduction		622,028	-
Sundry		79,510	5,347
		755,068	32,068
GRANTS, SUBSIDIES, CONTRIBUTIONS			
Amounts received specifically for new or upgraded assets		4,784,735	-
Other grants, subsidies and contributions		4,297,331	3,235,393
		9,082,066	3,235,393
The functions to which these grants relate are shown in Note 12.			
Sources of grants			
Commonwealth Government		627,368	772,502
Northern Territory Government		7,788,753	2,154,197
Other		665,945	308,694
		9,082,066	3,235,393

NOTES TO AND FORMING PART OF THE FINANCIAL STATEMENTS

FOR THE YEAR ENDED 30 JUNE 2017

NOTE 2 - INCOME (CONT...)

	Notes	2017 \$	2016 \$
CONDITIONS OVER GRANTS AND CONTRIBUTIONS			
Grants and contributions which were obtained on the condition that they be expended for specified purposes or in a future period, but which are not yet expended in accordance with those conditions, are as follows:			
Unexpended at the close of the previous reporting period		4,526,720	4,535,655
Less: expended during the current period from revenues recognised in previous reporting periods			
Government Grants		(8,497,560)	(3,031,957)
Non-Government Grants		(1,500)	-
Adjustment to carrying value of unexpended grants		(168,054)	(65,306)
Developer Contributions		(271,752)	(147,065)
	Subtotal	(8,938,866)	(3,244,328)
Plus: amounts recognised as revenues in this reporting period but not yet expended in accordance with the conditions			
Government Grants		8,416,121	2,926,699
Non-Government Grants		1,500	-
Developer Contributions		664,445	308,694
	Subtotal	9,082,066	3,235,393
Unexpended at the close of this reporting period and held as restricted assets		4,669,920	4,526,720
Net increase (decrease) in assets subject to conditions in the current reporting period		143,200	(8,935)
PHYSICAL RESOURCES RECEIVED FREE OF CHARGE			
Land		4,735,000	3,080,000
Land Improvements		1,908,334	669,035
Roads and Pavement		5,870,819	2,542,901
Footpaths and Cycleways		1,529,078	1,234,022
Kerb and Gutter		864,998	444,366
Stormwater Drainage		8,328,058	4,498,141
Water and Irrigation		255,984	79,650
TOTAL PHYSICAL RESOURCES RECEIVED		23,492,271	12,548,115

NOTES TO AND FORMING PART OF THE FINANCIAL STATEMENTS

FOR THE YEAR ENDED 30 JUNE 2017

NOTE 2A - RECONCILIATION OF GOVERNMENT GRANTS

This schedule records all amounts received from other levels of Government, whether described as grants, subsidies or otherwise. (Amounts shown as negative are awaiting reimbursement to Council.)

		Opening Balance 1 July 2016	Movements		Closing Balance 30 June 2017
			Received/ Receivable	Expended	
GRANTS (with discretion on use)					
	Notes	\$	\$	\$	\$
GENERAL PURPOSE (Untied)					
Grants Commission Grant - general purpose		-	1,069,883	1,069,883	-
Grants Commission Grant - roads funding		-	1,209,455	1,209,455	-
Subtotal		-	2,279,338	2,279,338	-
SPECIFIC PURPOSE (Recurrent)					
Roads to Recovery		-	627,368	627,368	-
Streetlighting		-	811,063	811,063	-
Libraries		-	570,612	570,612	-
COPAL		61,439	-	61,439	-
Durack Arts Centre Furniture		20,000	-	20,000	-
Other		-	7,450	7,450	-
Subtotal		81,439	2,016,493	2,097,932	-
TOTAL OTHER GRANTS		81,439	4,295,831	4,377,270	-
Comparatives					81,439
GRANTS SPECIFICALLY FOR NEW/UPGRADED ASSETS					
SPECIFIC PURPOSE (Recurrent)					
Blackspot Funding Temple/Tilston Intersection		-	20,000	20,000	-
Blackspot Funding Temple/Essington Intersection		-	20,000	20,000	-
Baban Place Stormwater		-	900,000	900,000	-
Flockhart Footbridge		-	440,700	440,700	-
ISLRP - Boulevard, Archer and Hillson Street Funding		-	2,239,590	2,239,590	-
Temple Terrace and Emery Avenue Roundabout		-	500,000	500,000	-
TOTAL GRANTS SPECIFICALLY FOR NEW/UPGRADED ASSETS		-	4,120,290	4,120,290	-
Comparatives					-
Recognised as revenue in advance of expenditure		81,439			-
Current receivable - Other levels of Government	6	-			-
		81,439			-

NOTES TO AND FORMING PART OF THE FINANCIAL STATEMENTS

FOR THE YEAR ENDED 30 JUNE 2017

NOTE 3 - EXPENSES

	Notes	2017 \$	2016 \$
EMPLOYEE COSTS			
Salaries and Wages		5,822,232	5,344,889
Employee leave expense		991,333	960,082
Superannuation - defined contribution plan contributions		652,319	598,117
Superannuation - defined benefit plan contributions		26,782	25,942
Workers' Compensation Insurance		88,737	94,736
Other		351,782	361,171
Total Operating Employee Costs		7,933,185	7,384,937
Total Number of Employees		75	73
<i>(Full time equivalent at end of reporting period)</i>			
MATERIALS, CONTRACTS AND OTHER EXPENSES			
Prescribed Expenses			
Auditor's Remuneration			
- Auditing the financial reports		31,541	31,613
- Other Auditors		3,357	2,209
Bad and Doubtful Debts		-	1,400
Elected members' expenses		265,302	257,695
Operating Lease Rentals - minimum lease payments		181,599	143,344
Subtotal - Prescribed Expenses		481,799	436,261
OTHER MATERIALS, CONTRACTS AND EXPENSES			
Contractors		12,441,747	12,292,376
Energy		1,072,353	1,116,595
Landfill Rehabilitation		-	8,580,541
Legal Expenses		134,722	69,777
Professional services		637,121	547,425
Sundry		3,504,683	3,780,939
Subtotal - Other Materials, Contracts and Expenses		17,790,626	26,387,653
		18,272,425	26,823,914

NOTES TO AND FORMING PART OF THE FINANCIAL STATEMENTS

FOR THE YEAR ENDED 30 JUNE 2017

NOTE 3 - EXPENSES (CONT...)

	Notes	2017 \$	2016 \$
DEPRECIATION, AMORTISATION AND IMPAIRMENT			
Depreciation			
Land Improvements		1,363,364	1,052,085
Buildings		588,960	580,730
Infrastructure			
- Roads and Pavement		3,793,465	3,518,836
- Kerbs and Guttering		504,697	488,548
- Footpaths and Cycleways		637,904	593,935
- Stormwater Drainage		1,731,153	1,638,122
- Water and Irrigation		703,383	702,456
Motor Vehicles		99,634	281,168
Plant and equipment		32,914	23,779
Furniture and Fittings		68,834	50,683
Other Assets		16,163	19,317
		9,540,471	8,949,659
Investment Property expenses included above			
Property generating rental income			
Repairs, maintenance and other operating expenses			
Depreciation, Amortisation and Impairment		-	70,175
		-	70,175

NOTES TO AND FORMING PART OF THE FINANCIAL STATEMENTS
FOR THE YEAR ENDED 30 JUNE 2017

NOTE 4 - ASSET DISPOSAL AND FAIR VALUE ADJUSTMENTS

	Notes	2017 \$	2016 \$
INFRASTRUCTURE, PROPERTY, PLANT AND EQUIPMENT			
Assets renewed or directly replaced			
Proceeds from disposal		33,169	64,314
Less: Carrying amount of assets sold		-	20,456
Gain on disposal		33,169	43,858
Assets surplus to requirements			
Proceeds from disposal		1,854,235	-
Less: Carrying amount of assets disposed		2,697,700	402,932
Loss on disposal		(843,465)	(402,932)
FAIR VALUE ADJUSTMENTS			
Investment property - fair value increase		405,677	-
Revaluation decrements previously expensed, now recouped		-	-
Revaluation decrements expensed		-	(11,463)
		405,677	(11,463)
NET GAIN (LOSS) ON DISPOSAL OR REVALUATION OF ASSETS		(404,619)	(370,537)

NOTES TO AND FORMING PART OF THE FINANCIAL STATEMENTS

FOR THE YEAR ENDED 30 JUNE 2017

NOTE 5 - CURRENT ASSETS

		2017	2016
	Notes	\$	\$
CASH AND EQUIVALENT ASSETS			
Cash on Hand and at Bank		5,980,511	4,927,617
Short Term Deposits and Bills, etc		1,658,588	156,113
		7,639,099	5,083,730
TRADE AND OTHER RECEIVABLES			
Rates - General and Other		724,103	606,814
Accrued Revenues		91,201	141,588
Debtors - general		155,704	83,140
GST Recoupment		220,371	244,486
Prepayments		117,244	57,745
Animal Control		120,241	118,856
Parking and Traffic		156,851	156,746
Sundry		13,456	10,213
Total		1,599,171	1,419,588
Less: Allowance for Doubtful Debts		3,788	5,188
		1,595,383	1,414,400
OTHER FINANCIAL ASSETS			
Term Deposits Over 90 Days		15,000,000	12,500,000
		15,000,000	12,500,000

Amounts included in other financial assets that are not expected to be received within 12 months of reporting date are disclosed in Note 13.

NON CURRENT ASSETS HELD FOR SALE			
Land Held for Sale		1,612,748	2,547,748
		1,612,748	2,547,748

NOTE 6 - NON-CURRENT ASSETS

		2017	2016
	Notes	\$	\$
OTHER ASSETS			
Work-in-Progress			
Opening Balance		4,401,123	736,287
Additions		1,670,070	4,343,218
Transfers to Property, Plant and Equipment		(2,207,076)	(678,382)
		3,864,117	4,401,123

NOTES TO AND FORMING PART OF THE FINANCIAL STATEMENTS

FOR THE YEAR ENDED 30 JUNE 2017

NOTE 7 - INFRASTRUCTURE, PROPERTY, PLANT AND EQUIPMENT

	Fair Value Level	2016 \$					2017 \$				
		AT FAIR VALUE	AT COST	ACCUM DEP'N	CARRYING AMOUNT	AT FAIR VALUE	AT COST	ACCUM DEP'N	CARRYING AMOUNT		
Land	3	117,786,000	7,690,252	-	125,476,252	116,082,000	12,425,252	-	128,507,252		
Land Improvements	3	18,574,265	11,270,793	(11,220,335)	18,624,723	18,559,673	13,912,103	(12,572,244)	19,899,532		
Buildings	3	24,334,274	1,369,086	(9,087,154)	16,616,206	24,303,072	1,635,687	(9,658,571)	16,280,188		
Infrastructure											
- Roads and Pavement	3	103,737,256	23,844,420	(49,299,602)	78,282,074	103,720,439	33,116,958	(53,079,164)	83,758,233		
- Kerbs and Guttering	3	31,432,458	2,006,490	(16,511,826)	16,927,122	31,432,458	2,983,006	(17,016,523)	17,398,941		
- Footpaths and Cycleways	3	21,397,519	5,374,619	(10,952,835)	15,819,303	21,397,519	7,884,495	(11,590,739)	17,691,275		
- Stormwater Drainage	3	125,941,658	19,338,488	(61,708,834)	83,571,312	125,941,658	29,042,230	(63,439,606)	91,544,282		
- Water and Irrigation	3	9,062,699	1,701,625	(6,998,509)	3,765,815	9,062,699	2,207,841	(7,677,852)	3,592,688		
Motor Vehicles	3	944,951	366,450	(1,006,882)	304,519	815,201	528,196	(978,391)	365,006		
Plant and equipment	2	118,500	125,337	(41,893)	201,944	118,500	125,337	(74,807)	169,030		
Furniture and Fittings	2	592,490	286,275	(710,575)	168,190	553,890	343,334	(740,809)	156,415		
Intangible Assets	2	-	57,950	(38,634)	19,316	-	57,950	(54,797)	3,153		
TOTAL PROPERTY, PLANT AND EQUIPMENT		453,922,070	73,431,785	(167,577,079)	359,776,776	451,987,109	104,262,389	(176,883,503)	379,365,995		
<i>Comparatives</i>		457,237,070	52,545,809	(158,627,420)	351,155,459	453,922,070	73,431,785	(167,577,079)	359,776,776		

At reporting date, the contract for sale of the below properties had been executed. Lot 10029 and part Lot 9608, 14 The Boulevard and part 10 The Boulevard, which have a total carrying amount of \$1,612,748. The contract for sale of land occurred by Council decision and is consistent with City of Palmerston's policy and Northern Territory local government legislation regarding disposal of real property. (This Note continues on the following pages).

NOTE 7 - INVESTMENT PROPERTY

Land	651,000	-	-	-	651,000	1,530,000	-	-	1,530,000		
Buildings and Structures	5,949,000	-	-	(70,175)	5,878,825	5,405,502	-	-	5,405,502		
TOTAL INVESTMENT PROPERTY	6,600,000	-	-	(70,175)	6,529,825	6,935,502	-	-	6,935,502		
<i>Comparatives</i>	-	6,611,463	-	-	6,611,463	6,600,000	-	(70,175)	6,529,825		

NOTE 7 - INFRASTRUCTURE, PROPERTY, PLANT AND EQUIPMENT

	2016 \$	CARRYING AMOUNT MOVEMENTS DURING YEAR \$						2017 \$
	CARRYING AMOUNT	New/ Upgrade	Additions Renewals	Disposals	Depreciation	Transfers	Net Revaluation	CARRYING AMOUNT
Land	125,476,252	4,735,000	-	-	-	(1,704,000)	-	128,507,252
Land Improvements	18,624,723	1,908,334	732,976	(3,137)	(1,363,364)	-	-	19,899,532
Buildings	16,616,206	-	266,601	(13,659)	(588,960)	-	-	16,280,188
Infrastructure								
- Roads and Pavement	78,282,074	5,870,819	3,401,719	(2,914)	(3,793,465)	-	-	83,758,233
- Kerbs and Guttering	16,927,122	864,998	111,518	-	(504,697)	-	-	17,398,941
- Footpaths and Cycleways	15,819,303	1,529,078	980,798	-	(637,904)	-	-	17,691,275
- Stormwater Drainage	83,571,312	8,328,058	1,387,634	(11,569)	(1,731,153)	-	-	91,544,282
- Water and Irrigation	3,765,815	255,984	300,067	(25,795)	(703,383)	-	-	3,592,688
Motor Vehicles	304,519	-	161,746	(1,625)	(99,634)	-	-	365,006
Plant and equipment	201,944	-	-	-	(32,914)	-	-	169,030
Furniture and Fittings	168,190	-	57,059	-	(68,834)	-	-	156,415
Intangible Assets	19,316	-	-	-	(16,163)	-	-	3,153
TOTAL INFRASTRUCTURE, PROPERTY, PLANT AND EQUIPMENT	359,776,776	23,492,271	7,400,118	(58,699)	(9,540,471)	(1,704,000)	-	379,365,995
Comparatives	351,155,459	19,553,879	988,233	(423,388)	(8,949,659)	(2,547,748)	-	359,776,776

This Note continues on the following pages.

This Note continues on the following pages.

NOTE 7 - INVESTMENT PROPERTY

Land	651,000	-	-	-	-	-	879,000	1,530,000
Buildings and Structures	5,878,825	-	-	-	-	-	(473,323)	5,405,502
TOTAL INVESTMENT PROPERTY	6,529,825	-	-	-	-	-	405,677	6,935,502
<i>Comparatives</i>	<i>6,611,463</i>	<i>-</i>	<i>-</i>	<i>-</i>	<i>(70,175)</i>	<i>-</i>	<i>(11,463)</i>	<i>6,529,825</i>

This Note continues on the following pages.

NOTES TO AND FORMING PART OF THE FINANCIAL STATEMENTS

FOR THE YEAR ENDED 30 JUNE 2017

NOTE 8 - LIABILITIES

	Notes	2017		2016	
		\$		\$	
		Current	Non-current	Current	Non-current
TRADE AND OTHER PAYABLES					
Goods and Services		555,875	-	189,956	-
Payments received in advance		97,499	-	48,890	-
Accrued expenses - employee entitlements		132,315	-	-	-
Accrued expenses - other		1,864,875	-	2,837,267	-
Deposits, Retentions and Bonds		884,467	-	787,990	-
Other		-	-	15,996	-
		3,535,031	-	3,880,099	-

Amounts included in trade and other payables that are not expected to be settled within 12 months of reporting date.

PROVISIONS					
Employee entitlements (including oncosts)		960,098	392,749	696,129	503,992
Future reinstatement / restoration, etc		2,981,452	3,334,976	1,173,777	7,307,899
		3,941,550	3,727,725	1,869,906	7,811,891

Amounts included in provisions that are not expected to be settled within 12 months of reporting date.

"Movements in Provisions - 2017 year only (current & non-current)"				Future reinstatement	
Opening Balance				8,481,676	
Add	Unwinding of present value discounts			-	
	Additional amounts recognised			-	
(Less)	Payments			(1,543,220)	
	Unused amounts reversed			(622,028)	
Closing Balance				6,316,428	

NOTES TO AND FORMING PART OF THE FINANCIAL STATEMENTS

FOR THE YEAR ENDED 30 JUNE 2017

NOTE 9 - RESERVES

ASSET REVALUATION RESERVE		1/7/16	Net Increments (Decrements)	Transfers, Impairments	30/06/2017
	Notes	\$	\$	\$	\$
Land		114,414,121	-	-	114,414,121
Land Improvements		7,303,658	-	-	7,303,658
Buildings		5,648,196	-	-	5,648,196
Infrastructure					
- Roads and Pavement		37,371,656	-	-	37,371,656
- Kerbs and Guttering		4,551,364	-	-	4,551,364
- Footpaths and Cycleways		4,192,922	-	-	4,192,922
- Stormwater Drainage		45,471,325	-	-	45,471,325
Waste Infrastructure		4,463,992	-	-	4,463,992
Motor Vehicles		70,673	-	-	70,673
Total Infrastructure, Property, Plant and Equipment		223,487,907	-	-	223,487,907
TOTAL		223,487,907	-	-	223,487,907
	Comparatives	223,487,907	-	-	223,487,907

OTHER RESERVES		1/7/16	Transfers to Reserve	Transfers from Reserve	30/6/17
Property Reserve		898,962	178,380	-	1,077,342
Plant and Equipment Reserve		265,847	44,595	-	310,442
Infrastructure Reserve		1,900,834	2,568,924	(361,000)	4,108,758
Developer Funds Reserve		4,277,227	664,445	(271,752)	4,669,920
Unexpended Capital Works Reserve		4,180,426	3,217,148	(4,180,426)	3,217,148
Unexpended Grants Reserve		249,493	-	(249,493)	-
Election Expenses Reserve		62,038	170,000	(82,038)	150,000
Disaster Recovery Reserve		500,000	151,857	(151,857)	500,000
Strategic Initiatives Reserve		500,000	-	-	500,000
Community Grants Reserve		100,000	-	-	100,000
Waste Management Reserve		1,386,811	1,544,135	(1,617,718)	1,313,228
Street Lighting Reserve		-	811,063	-	811,063
TOTAL OTHER RESERVES		14,321,638	9,350,547	(6,914,284)	16,757,901
	Comparatives	20,668,327	8,800,941	(15,147,630)	14,321,638

PURPOSES OF RESERVES

Asset Revaluation Reserve

The asset revaluation reserve is used to record increments and decrements arising from changes in fair value of non-current assets and available-for-sale financial assets.

PURPOSES OF RESERVES

Asset Revaluation Reserve

The asset revaluation reserve is used to record increments and decrements arising from changes in fair value of non-current assets and available-for-sale financial assets.

Other Reserves

These are cash backed reserves and represent funds that are accumulated within the Council to meet anticipated future needs. In each case the amount relates to a perceived future requirement which is not currently a liability.

Property Reserve	The reserve holds funding for renewal, replacement or upgrading of existing assets and/or the establishment of new assets in line with Council's Asset Management Plan for Property.
Plant and Equipment Reserve	The reserve holds funding for renewal, replacement or upgrading of existing assets and/or the establishment of new assets in line with Council's Asset Management Plan for Plant and Equipment.
Infrastructure Reserve	The reserve holds funding for renewal, replacement or upgrading of existing assets and/or the establishment of new assets in line with Council's Asset Management Plan for Infrastructure.
Developer Funds Reserve	This reserve holds the balance of unexpended funds in lieu of construction received by developers. Restrictions to these funds apply in line with individual developer agreements.
Unexpended Capital Works Reserve	This reserve holds the balance of unexpended capital works funds that are requested to be carried forward to the following financial year.
Unexpended Grants Reserve	This reserve holds the balance of unexpended grant funds that are requested to be carried forward to the following financial year.
Election Expense Reserve	The reserve will fund expenses related to Local Government elections and By-Elections.
Disaster Recovery Reserve	This reserve will fund expenses occurred due to storms, storm surges, floods or any other natural disaster. The fund will enable City of Palmerston to recover from these disasters and return to operations.
Strategic Initiatives Reserve	This reserve will fund strategic initiatives for the future development of the City of Palmerston in line with the Municipal Plan and the Long-term Financial Plan.
Community Grants Reserve	This reserve is in line with the Grants, Scholarship and Sponsorship Policy (FIN18) of the Council and holds funds that have been committed to initiatives in line with that policy.
Waste Management Reserve	This reserve holds funds for the direct and indirect expenditures of the rehabilitation of the waste transfer site and development of the site to accommodate expected future requirements.
Street Lighting Reserve	This reserve holds funds received from the Northern Territory Government that will be utilised on the maintenance and upgrade of the street lights.

NOTES TO AND FORMING PART OF THE FINANCIAL STATEMENTS

FOR THE YEAR ENDED 30 JUNE 2017

NOTE 10 - ASSETS SUBJECT TO RESTRICTIONS

The uses of the following assets are restricted, wholly or partially, by legislation or other externally imposed requirements. The assets are required to be utilised for the purposes for which control was transferred to Council, or for which the revenues were originally obtained.

		2017	2016
CASH AND FINANCIAL ASSETS	Notes	\$	\$
Unexpended amounts received from Territory Government or other Institutions		-	249,493
Developer Funds for works in lieu of construction		4,669,920	4,277,227
TOTAL ASSETS SUBJECT TO EXTERNALLY IMPOSED RESTRICTIONS		4,669,920	4,277,227

NOTES TO AND FORMING PART OF THE FINANCIAL STATEMENTS

FOR THE YEAR ENDED 30 JUNE 2017

NOTE 11 - RECONCILIATION TO CASH FLOW STATEMENT

(a) Reconciliation of Cash

Cash Assets comprise highly liquid investments with short periods to maturity subject to insignificant risk of changes of value. Cash at the end of the reporting period as shown in the Cash Flow Statement is reconciled to the related items in the Statement of Financial Position as follows:

	Notes	2017 \$	2016 \$
Total cash and equivalent assets	5	7,639,099	5,083,730
Balances per Cash Flow Statement		7,639,099	5,083,730
(b) Reconciliation of Change in Net Assets to Cash from Operating Activities			
Net Surplus (Deficit)		26,116,832	(41,454)
Non-cash items in Income Statement			
Depreciation, amortisation and impairment		9,540,471	9,019,834
Fair value adjustments		(405,677)	11,463
Net increase in unpaid employee benefits		-	-
Change in allowances for under-recovery		(1,400)	1,400
Non-cash asset acquisitions		(23,492,271)	(12,548,115)
Grants for capital acquisitions treated as Investing Activity		(4,784,735)	-
Landfill Rehabilitation	2/3	(622,028)	8,481,676
Net Loss on Disposals		810,296	359,074
		7,161,488	5,283,878
Add (Less): Changes in Net Current Assets			
Net increase in receivables		(179,583)	(21,356)
Net increase in trade and other payables		(345,069)	786,794
Net decrease in provisions		(1,390,494)	118,319
Net Cash provided by operations		5,246,342	6,167,635
(c) Non-Cash Financing and Investing Activities			
Acquisition of assets by means of:			
- Physical resources received free of charge	2	23,492,271	12,548,115
Amounts recognised in Income Statement		23,492,271	12,548,115
(d) Financing Arrangements			
Unrestricted access was available at balance date to the following lines of credit:			
- Credit Cards		70,000	
Amounts utilised at balance date:			
- Credit Cards		12,277	

NOTES TO AND FORMING PART OF THE FINANCIAL STATEMENTS FOR THE YEAR ENDED 30 JUNE 2017

NOTE 13 - FINANCIAL INSTRUMENTS

ACCOUNTING POLICIES

Bank, Deposits at Call, Short Term Deposits

Accounting Policy: Carried at lower of cost and net realisable value; Interest is recognised when earned.

Terms and conditions: Deposits are returning fixed interest rates between 2.53% and 3.20% (2016: 2.55% and 3.90%).

Short term deposits have an average maturity of 156 days and an average interest rates of 2.79% (2016: 226 days, 3.19%).

Carrying amount: approximates fair value due to the short term to maturity.

Receivables - Rates and Associated Charges (including legals and penalties for late payment)

Accounting Policy: Carried at nominal values less any allowance for doubtful debts. An allowance for doubtful debts is recognised (and re-assessed annually) when collection in full is no longer probable.

Terms and conditions: Secured over the subject land, arrears attract interest of 18% (2016: 18%). Although Council is not materially exposed to any individual debtor, credit risk exposure is concentrated within the Council's boundaries in the State.

Carrying amount: approximates fair value (after deduction of any allowance).

Receivables - Fees and other charges

Accounting Policy: Carried at nominal values less any allowance for doubtful debts. An allowance for doubtful debts is recognised (and re-assessed annually) when collection in full is no longer probable.

Terms and conditions: Unsecured, and do not bear interest. Although Council is not materially exposed to any individual debtor, credit risk exposure is concentrated within the Council's boundaries.

Carrying amount: approximates fair value (after deduction of any allowance).

Receivables - other levels of government

Accounting Policy: Carried at nominal value.

Terms and conditions: Amounts due have been calculated in accordance with the terms and conditions of the respective programs following advice of approvals, and do not bear interest. All amounts are due by Departments and Agencies of the Governments of the Commonwealth and State.

Carrying amount: approximates fair value.

Note: Certain of the above receivables do not meet the definition of financial instruments, being statutory charges rather than arising from a contract. Accounting policies are reported here for purposes of completeness but they are excluded from the remainder of the Note.

Liabilities - Creditors and Accruals

Accounting Policy: Liabilities are recognised for amounts to be paid in the future for goods and services received, whether or not billed to the Council.

Terms and conditions: Liabilities are normally settled on 30 day terms.

Carrying amount: approximates fair value.

NOTES TO AND FORMING PART OF THE FINANCIAL STATEMENTS

FOR THE YEAR ENDED 30 JUNE 2017

NOTE 13 - FINANCIAL INSTRUMENTS (CONT...)

LIQUIDITY ANALYSIS

2017	Due < 1 year	Due > 1 year; < 5 years	Due > 5 years	Total Contractual Cash Flows	Carrying Values
	\$	\$	\$	\$	\$
FINANCIAL ASSETS					
Cash and equivalents	7,647,833	-	-	7,647,833	7,639,099
Receivables	537,453	-	-	537,453	537,453
Other financial assets	15,218,370	-	-	15,218,370	15,000,000
Total	23,403,656	-	-	23,403,656	23,176,552
FINANCIAL LIABILITIES					
Payables	3,535,031	-	-	3,535,031	3,535,031
Total	3,535,031	-	-	3,535,031	3,535,031
2016					
FINANCIAL ASSETS					
Cash and equivalents	5,083,730	-	-	5,083,730	5,083,730
Receivables	510,543	-	-	510,543	510,543
Other financial assets	12,706,085	-	-	12,706,085	12,500,000
Total	18,300,358	-	-	18,300,358	18,094,273
FINANCIAL LIABILITIES					
Payables	3,880,099	-	-	3,880,099	3,880,099
Total	3,880,099	-	-	3,880,099	3,880,099

All financial instruments are categorised as loans and receivables.

Note: Statutory receivables, such as rates, have been excluded from the above tables.

Net Fair Value

All carrying values approximate fair value for all recognised financial instruments. There is no recognised market for the financial assets of the Council.

Risk Exposures

Credit Risk represents the loss that would be recognised if counterparties fail to perform as contracted. The maximum credit risk on financial assets of the Council is the carrying amount, net of any provision for doubtful debts. In accordance with regulations, all Council investments are made with authorised deposit taking institutions. Except as detailed in Notes 5 and 6 in relation to individual classes of receivables, exposure is concentrated within the Council's boundaries, and there is no material exposure to any individual debtor.

Market Risk is the risk that fair values of financial assets

will fluctuate as a result of changes in market prices. All of Council's financial assets are denominated in Australian dollars and are not traded on any market, and hence neither market risk nor currency risk apply.

Liquidity Risk is the risk that Council will encounter difficulty in meeting obligations with financial liabilities. Liabilities have a range of maturity dates based on cash inflows. Council also has available a range of bank overdraft and short-term draw down facilities that it can access.

Interest Rate Risk is the risk that future cash flows will fluctuate because of changes in market interest rates. Most of Council's financial instruments - both assets and liabilities - are at fixed rates. Any such variations in future cash flows will not be material in effect on either Council incomes or expenditures.

NOTES TO AND FORMING PART OF THE FINANCIAL STATEMENTS

FOR THE YEAR ENDED 30 JUNE 2017

NOTE 14 - COMMITMENTS FOR EXPENDITURE

		2017	2016
	Notes	\$	\$
CAPITAL COMMITMENTS			
Capital expenditure committed for at the reporting date but not recognised in the financial statements as liabilities:			
Buildings		13,565,490	125,272
Roads and Footpaths		394,446	2,628,464
		13,959,936	2,753,736
These expenditures are payable:			
Not later than one year		13,914,642	2,753,736
Later than one year and not later than 5 years		45,294	-
		13,959,936	2,753,736

CAPITAL COMMITMENTS - BUILDINGS

Council has recognised a commitment to build a multi-story car park to the value of \$13.38M in note 14. Council has a signed contract with the developer to build the car park. In June 2017, the Council was suspended by the Department of Housing and Community Development pending an investigation into the signing of the said contract due to omitting a "subject to finance" clause. Council had intended to fund the development of the structure with borrowings of \$10M, with the remaining to be funded from the infrastructure reserve. Council did not get ministerial approval for the borrowing prior to the signing of the contract and the events surrounding this incident are currently under investigation with findings due to be reported in December 2017. It is unknown what the outcome of the investigation will be and consequently the direction of the Department of Housing and Community Development.

OTHER EXPENDITURE COMMITMENTS

Other non-capital expenditure committed for at the reporting date but not recognised in the financial statements as liabilities:

Waste Management Services		6,885,415	12,303,513
Landscaping and Mowing		996,566	3,467,210
Civil Works		3,836,349	868,158
Other		1,439,107	974,239
		13,157,437	17,613,120
Not later than one year		7,397,620	9,138,506
Later than one year and not later than 5 years		5,759,817	8,474,614
Minimum lease payments		13,157,437	17,613,120
Less: future finance charges		-	-
Net Lease Liability		13,157,437	17,613,120

NOTES TO AND FORMING PART OF THE FINANCIAL STATEMENTS

FOR THE YEAR ENDED 30 JUNE 2017

NOTE 15 - FINANCIAL INDICATORS

	2017	2016	2015	2014
CURRENT RATIO				
Current Assets - Externally Restricted Assets	3.46:1	3.75:1	5.33:1	8.75:1
Current Liabilities				
DEBT SERVICE RATIO				
Net Debt Service Cost	0:00%	0:00%	0:00%	0:00%
Operating Revenue*				
* as defined				
RATE COVERAGE PERCENTAGE				
Rate Revenues	57.89%	60.02%	61.53%	61.03%
Total Revenues				
RATES AND ANNUAL CHARGES OUTSTANDING PERCENTAGE				
Rates and Annual Charges Outstanding	3.57%	3.16%	3.47%	2.39%
Rates and Annual Charges Collectible				

NOTES TO AND FORMING PART OF THE FINANCIAL STATEMENTS

FOR THE YEAR ENDED 30 JUNE 2017

NOTE 16 - OPERATING LEASES

Leases providing revenue to the Council

Council owns various buildings, plant and other facilities that are available for hire or lease (on a non-cancellable basis wherever practicable) in accordance with the published revenue policy. Rentals received from such leases are disclosed as rent and hire of non-investment property in Note 2.

Investment Property

Rentals received, and outgoings reimbursed, in relation to Investment Property are also disclosed in Note 2. These lease agreements, all of which are classified as operating leases, are made on a non-cancellable basis wherever practicable. Lessees commitments under all non-cancellable lease agreements, including those relating to Investment Property, are as follows:

	2017	2016
	\$	\$
Not later than one year	714,741	729,783
Later than one year and not later than 5 years	2,068,699	2,457,467
Later than 5 years	1,304,200	1,868,626
	4,087,640	5,055,876

Lease payment commitments of Council

Council has entered into non-cancellable operating leases for various items of computer and other plant and equipment.

Contingent rental payments exist in relation to the lease of one grader if utilisation exceeds 250 hours during any month. No contingent rentals were paid during the current or previous reporting periods.

No lease imposes any additional restrictions on Council in relation to additional debt or further leasing.

Leases in relation to computer and office equipment permit Council, at expiry of the lease, to elect to re-lease, return or acquire the equipment leased.

No lease contains any escalation clause.

Commitments under non-cancellable operating leases that have not been recognised in the financial statements are as follows:

	2017	2016
	\$	\$
Not later than one year	125,940	88,045
Later than one year and not later than 5 years	165,866	111,788
	291,806	199,833

NOTES TO AND FORMING PART OF THE FINANCIAL STATEMENTS
FOR THE YEAR ENDED 30 JUNE 2017**NOTE 17 - RELATED PARTY DISCLOSURES****KEY MANAGEMENT PERSONNEL**

The Key Management Personnel of the Council include the Mayor, Aldermen, CEO and Executive Directors. In all, 11 persons were paid the following total compensation:

	2017
	\$
Salaries, allowances and other short term benefits	1,034,080
TOTAL	1,034,080

PARTIES RELATED TO KEY MANAGEMENT PERSONNEL (KMP)

One close family member of a KMP is employed by Council in accordance with the terms of the City of Palmerston Enterprise Agreement.

**INDEPENDENT AUDITOR'S REPORT
TO THE MEMBERS OF CITY OF PALMERSTON**

Opinion

We have audited the financial report of the City of Palmerston (the Council), which comprise the Statement of Financial Position as at 30 June 2017, the Statement of Comprehensive Income, Statement of Changes in Equity and the Cash Flow Statement for the year then ended, and Notes to the Financial Statements including a summary of significant accounting policies, and the Officer's Certificate.

In our opinion,

- a) the Council's accounting records have been kept in accordance with the requirements of the *Local Government Act (NT), Chapter 10 part 10.6 (the Act)*; and
- b) the financial report:
 - (i) has been presented, in all material respects, in accordance with the requirements of the Act;
 - (ii) is consistent with the Council's accounting records;
 - (iii) presents fairly, in all material respects, the Council's financial position as at 30 June 2017 and its financial performance and its cash flows for the year then ended in accordance with Australian Accounting Standards and the *Local Government (Accounting) Regulations 2014*.
- c) all information relevant to the conduct of the audit has been obtained; and
- d) there are no material deficiencies in the accounting records or financial report that have come to light during the course of the audit.

Basis for Opinion

We conducted our audit in accordance with Australian Auditing Standards. Our responsibilities under those standards are further described in the Auditor's Responsibilities for the Audit of the Financial Report section of our report. We are independent of the Company in accordance with the ethical requirements of the Accounting Professional and Ethical Standards Board's APES 110 *Code of Ethics for Professional Accountants* (the Code) that are relevant to our audit of the financial report in Australia. We have also fulfilled our other ethical responsibilities in accordance with the Code.

We believe that the audit evidence we have obtained is sufficient and appropriate to provide a basis for our opinion.

Emphasis of Matter

We draw attention to Note 14 to the financial report. We note that the council was placed into administration on the 29th June 2017, for procedures surrounding a contract that was entered into in the year ended 30 June 2017. The terms of the contract did not specify a 'subject to finance' clause. This had resulted in an investigation by the Minister and an investigator's report is due on the 29th December 2017. Our opinion is not modified in respect of this matter.

Information Other than the Financial Report

Those charged with governance are responsible for the other information. The other information comprises the information included in the Council's annual report for the year ended 30 June 2017, but does not include the financial report and our auditor's report thereon.

Our opinion on the financial report does not cover the other information and accordingly we do not express any form of assurance conclusion thereon.

In connection with our audit of the financial report, our responsibility is to read the other information and, in doing so, consider whether the other information is materially inconsistent with the financial report or our knowledge obtained in the audit or otherwise appears to be materially misstated.

If, based on the work we have performed, we conclude that there is a material misstatement of this other information, we are required to report that fact. We have nothing to report in this regard.

Chief Executive Officers' Responsibility for the Financial Report

The Chief Executive Officer of the Council is responsible for the preparation and fair presentation of the financial report in accordance with Australian Accounting Standards (including the Australian Accounting Interpretations), the *Local Government Act (NT)* and the *Local Government (Accounting) Regulations 2014* and for such internal control as the Chief Executive Officer determines is necessary to enable the preparation and fair presentation of the financial report that are free from material misstatement, whether due to fraud or error.

In preparing the financial report, the Chief Executive Officer is responsible for assessing the Council's ability to continue as a going concern, disclosing, as applicable, matters related to going concern and using the going concern basis of accounting unless the Chief Executive Officer either intends to liquidate the Council or to cease operations, or has no realistic alternative but to do so.

The Chief Executive Officer is responsible for overseeing the Council's financial reporting process.

Auditor's Responsibilities for the Audit of the Financial Report

Our objectives are to obtain reasonable assurance about whether the financial report as a whole is free from material misstatement, whether due to fraud or error, and to issue an auditor's report that includes our opinion. Reasonable assurance is a high level of assurance, but is not a guarantee that an audit conducted in accordance with Australian Auditing Standards will always detect a material misstatement when it exists. Misstatements can arise from fraud or error and are considered material if, individually or in the aggregate, they could reasonably be expected to influence the economic decisions of users taken on the basis of the financial report.


As part of an audit in accordance with the Australian Auditing Standards, the auditor exercises professional judgement and maintains professional scepticism throughout the audit. The auditor also:

- Identifies and assesses the risks of material misstatement of the financial report, whether due to fraud or error, designs and performs audit procedures responsive to those risks, and obtains audit evidence that is sufficient and appropriate to provide a basis for the auditor's opinion. The risk of not detecting a material

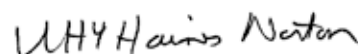
misstatement resulting from fraud is higher than for one resulting from error, as fraud may involve collusion, forgery, intentional omissions, misrepresentations, or the override of internal control.

- Obtains an understanding of internal control relevant to the audit in order to design audit procedures that are appropriate in the circumstances, but not for the purpose of expressing an opinion on the effectiveness of the council's internal control.
- Evaluates the appropriateness of accounting policies used and the reasonableness of accounting estimates and related disclosures made by those charged with governance.
- Concludes on the appropriateness of those charged with governance's use of the going concern basis of accounting and, based on the audit evidence obtained, whether a material uncertainty exists related to events or conditions that may cast significant doubt on the council's ability to continue as a going concern. If the auditor concludes that a material uncertainty exists, the auditor is required to draw attention in the auditor's report to the related disclosures in the financial report or, if such disclosures are inadequate, to modify the auditor's opinion. The auditor's conclusions are based on the audit evidence obtained up to the date of the auditor's report. However, future events or conditions may cause the council to cease to continue as a going concern.
- Evaluates the overall presentation, structure and content of the financial statement, including the disclosures, and whether the financial statement represents the underlying transactions and events in a manner that achieves fair presentation.

We will communicate with the Chief Executive Officer regarding, among other matters, the planned scope and timing of the audit and significant audit findings, including any significant deficiencies in internal control that we identify during the audit.



M.D. Nicholaeff
Partner
Sydney



UHY Haines Norton
Chartered Accountants

Signed in Sydney on 31st October 2017



Civic Plaza, 1 Chung Wah Terrace



08 8935 9922



palmerston@palmerston.nt.gov.au



www.palmerston.nt.gov.au