

CITY OF PALMERSTON

**Minutes of Council Meeting
held in Council Chambers, Civic Plaza, Palmerston
on Tuesday, 17 November 2015 at 6.30pm**

Audio Disclaimer

An audio recording of this meeting is being made for minute taking purposes as authorised by City of Palmerston Policy MEE3 Recording of Meetings, available on Council's Website.

DECLARATION

Alderman Pascoe-Bell recited the declaration and signed the document in the presence of Margaret Rose Schoenfisch JP.

1. PRESENT

Elected Members: Deputy Mayor Sue McKinnon (Chair)
Alderman Andrew Byrne
Alderman Paul Bunker
Alderman Geoff Carter
Alderman Seranna Shutt
Alderman Athina Pascoe-Bell

Staff: Ricki Bruhn, Chief Executive Officer
Mark Spangler, Director of Technical Services
Jan Peters, Acting Director of Corporate and Community Services
Emily Fanning, Minute Secretary

Gallery: Maeva Masterson, Library Services Manager
Margaret Schoenfisch, Justice of the Peace
Michael Fleming, Touch Football NT
Geoff Herrod, Palmerston Resident
Dani McDonald, Journalist NT News
6 members of the public

2. APOLOGIES

Mayor Ian Abbott – Leave of Absence

ACCEPTANCE OF APOLOGIES AND LEAVE OF ABSENCE

Moved: Alderman Carter
Seconded: Alderman Shutt

THAT the Leave of Absence received by Mayor Abbott be received and granted.

CARRIED 8/1751–17/11/2015

3. CONFIRMATION OF MINUTES

Moved: Alderman Byrne
Seconded: Alderman Carter

1. THAT the minutes of the Special Council Meeting held Tuesday, 3 November 2015 pages 8307 to 8308, be confirmed.
2. THAT the minutes of the Council Meeting held Tuesday, 3 November 2015 pages 8309 to 8314, be confirmed.
3. THAT the Confidential minutes of the Council Meeting held Tuesday, 3 November 2015 pages 197 to 198, be confirmed.

CARRIED 8/1752-17/11/2015

4. MAYOR'S REPORT

Nil

5. REPORT OF DELEGATES

Nil

6. QUESTIONS (WITHOUT DEBATE) FOR WHICH NOTICE HAS BEEN GIVEN

Nil

7. QUESTIONS (WITHOUT DEBATE) FOR WHICH NOTICE HAS NOT BEEN GIVEN

Nil

8. PETITIONS

Nil

9. DEPUTATIONS / PRESENTATIONS

Nil

10. CONSIDERATION OF MOTIONS FOR WHICH NOTICE HAS BEEN GIVEN

Nil

11. COMMITTEE RECOMMENDATIONS

11.1 Governance and Organisation

The Chair invited Alderman Byrne, Chair of the Governance and Organisation Committee to provide a report to the meeting.

A verbal report on the Committee Meeting held on 12 November 2015 was presented by Alderman Byrne.

Moved: Alderman Byrne
Seconded: Alderman Bunker

THAT the minutes from the Governance and Organisation Committee meeting held on 12 November 2015, be received and noted and that Council adopts the recommendations made by the Committee with the exception of item 11.1.3 and accordingly resolves as follows:

11.1.1 Membership – Common Services Agreement **GOC/0228**

1. THAT Council apply for membership in the common Services Agreement established as per Attachment A, with services to be procured restricted to those which do not require regulatory powers.
2. THAT the Mayor and the Chief Executive Officer be authorised to sign and apply the Common Seal to the Deed of Accession and any other documentation required to participate in the Common Services Agreement.

11.1.2 Policy Review: CC01, EM01, EM03, MEE01, MEE02, and MEE03 **GOC/0229**

1. THAT Council adopt the reviewed CC01 Code of Conduct Policy.
2. THAT Council adopt the reviewed EM01 Elected Members Policy.
3. THAT Council adopt the reviewed EM03 Conflict of Interest Policy.
4. THAT Council adopt the reviewed MEE01 Access to Council and Committee Meetings and Confidential Minutes Policy.
5. THAT Council adopt the reviewed MEE02 Committees of Council Policy.
6. THAT Council adopt the reviewed MEE03 Recording of Meetings Policy.

CARRIED 8/1753–17/11/2015

11.1.3 Amended FIN17 Rate Concession Policy

GOC/0230

Moved: Alderman Shutt
Seconded: Alderman Byrne

THAT Council adopt the amended FIN17 Rate Concession Policy, with the exclusion of compulsory membership to Good Sports.

Moved: Alderman Bunker
Seconded: Alderman Pascoe-Bell

THAT the matter lay on the table and be referred to the Governance and Organisation Committee for further review.

CARRIED 8/1754–17/11/2015

11.2 Economic Development and Infrastructure

The Chair invited Alderman Bunker, Chair of the Economic Development and Infrastructure Committee to provide a report to the meeting.

A verbal report on the Committee Meeting held on 12 November 2015 was presented by Alderman Bunker.

Moved: Alderman Bunker
Seconded: Alderman Shutt

THAT the minutes from the Economic Development and Infrastructure Committee meeting held on 12 November 2015 be received and noted and that Council adopts the recommendations made by the Committee with the exception of items 11.2.1 and 11.2.5 and accordingly resolves as follows:

11.2.2 Sale of a Portion of Miller Court Road Reserve

EDI/0345

1. THAT Council approves in principle the sale of a portion of Miller Court to MiBro (NT) Pty Ltd.
2. THAT the Chief Executive Officer arrange a valuation and report back to Council.
3. THAT Council set the sale price after giving due consideration to the Unimproved Capital Value, the independent valuation and subdivision infrastructure construction costs.

11.2.3 Incorporating Yarrawonga Road North Funding into Proposed Territory Government Funding to Resolve Stormwater Issues in Yarrawonga and Pinelands **EDI/0346**

1. THAT \$376,000 be moved from reserves to undertake Baban Place drainage remediation in conjunction with the Northern Territory Government.
2. THAT works on Baban Place drainage remediation not take place until such time as the Northern Territory Government confirm sufficient funds are available and committed to both the Baban Place drainage remediation and Yarrawonga Road North reconstruction.

11.2.4 Development Application – PA2015/0748 – Changes to DP15/0376 including removal of motel component and corresponding layout changes on Lot 10026 (1) Palmerston Circuit and Lot 9635 (15) The Boulevard, Palmerston **EDI/0347**

THAT the attachment to Report Number EDI/188 be endorsed.

CARRIED 8/1755–17/11/2015

11.2.1 Playground Shade Canopy – The Heights, Durack **EDI/0344**

Moved: Alderman Carter
Seconded: Alderman Shutt

THAT the main play equipment be shaded in accordance with Subdivision Guidelines 2008 in Stage 1, The Heights, Durack.

CARRIED 8/1756–17/11/2015

11.2.5 Funding Options for the Boulevard Stage 2 **EDI/0349**

Moved: Alderman Bunker
Seconded: Alderman Carter

1. THAT after giving due consideration to the value of proposed Lots 2 and 3 at 168 Stuart Highway Yarrawonga Council approve the sale of the land at \$220/m².

CARRIED 8/1757–17/11/2015

Moved: Alderman Pascoe-Bell
Seconded: Alderman Shutt

THAT the motion lay on the table.

MOTION LOST

The motion was put and carried.

11.2.5 Funding Options for the Boulevard Stage 2 (continued) EDI/0349

Moved: Alderman Bunker
Seconded: Alderman Byrne

2. THAT Lot 10029 and Part Lot 9608, The Boulevard be sold with a caveat that the Lots be developed within a suitable time period in accordance with the CBD Master Plan.

AMENDMENT

Moved: Alderman Pascoe-Bell
Seconded:

2. THAT lot 10029 and Part Lot 9608 The Boulevard be sold with covenants that the Lots be developed within 4 years and in accordance with the CBD Master Plan.

AMENDMENT WITHDRAWN

Moved: Alderman Pascoe-Bell
Seconded:

THAT the motion lay on the table pending a further report to the December Ordinary Meeting of Council.

Motion lapsed for the want of a seconder

AMENDMENT

Moved: Alderman Pascoe-Bell
Seconded:

2. THAT lot 10029 and Part Lot 9608 The Boulevard be sold with covenants that the Lots be developed within 3 years and in accordance with the CBD Master Plan.

Amendment lapsed for the want of a seconder

The original motion was put and CARRIED UNANIMOUSLY 8/1758 – 17/11/2015

11.3 Community, Culture and Environment

A verbal report on the Committee Meeting held on 4 November 2015 was presented by Acting Mayor McKinnon.

Moved: Acting Mayor McKinnon

Seconded: Alderman Carter

THAT the minutes from the Community Culture and Environment Committee meeting held on 4 November 2015, be received and noted and that Council adopts the recommendations made by the Committee with the exception of item 11.3.1 and accordingly resolves as follows:

11.3.2 Financial Support – Touch Football Australia CCE/0470

THAT Council approve sponsorship to the value of \$12,000 to Touch Football Australia for the 2015/2016 financial year to host the NT Touch Football Titles at Northline Oval in Palmerston.

11.3.3 Financial Support – Palmerston and Rural Swimming Club CCE/0472

THAT Council approve the purchase of a Dolphin Timing System to be used at the Palmerston Aquatic and Lifestyle Centre up to the value of \$10,000 in response to the funding application submitted by the Palmerston and Rural Swimming Club Inc.

11.3.4 Financial Support – Crime Stoppers Northern Territory CCE/0474

THAT Council approve a Silver level sponsorship at the value of \$5,000 to Crime Stoppers NT for their 20th Anniversary marketing and events campaign.

11.3.5 Proposed Changes to Library Book Loan Limit CCE/0476

THAT Council approves the proposal to move to unlimited loan limits within the City of Palmerston Library.

CARRIED 8/1759–17/11/2015

11.3.1 Charles Darwin University Scholarships 2016 – Proposed Changes to Process CCE/0467

Moved: Alderman Carter

Seconded: Alderman Shutt

1. THAT Council remove the full-time study requirement for the Conservation Land Management Scholarship to increase the number of eligible students to improve competition for the scholarship.
2. THAT Council change the process for selection of shortlisted scholarship recipients to come in line with CDU Donor Scholarships policy.

11.3.1 Charles Darwin University Scholarships 2016 – Proposed Changes to Process (continued) CCE/0467

3. THAT Council nominate two (2) elected members or staff to sit on the 2016 scholarships panel for the City of Palmerston Scholarships, and the Conservation Land Management Scholarship.
4. THAT preference be given to students who have not previously been awarded a City of Palmerston Scholarship for their current study.

CARRIED 8/1760–17/11/2015

Moved: Alderman Bunker
Seconded: Alderman Shutt

5. THAT Council nominate Alderman Pascoe-Bell and Alderman Carter to sit on the 2016 scholarships panel for the City of Palmerston Scholarships, and the Conservation Land Management Scholarship.

CARRIED 8/1761–17/11/2015

12. INFORMATION AGENDA

12.1 Items for Exclusion

12.3.3 Costs for Fencing of Playgrounds in Parks

12.2 Receipt of Information Reports

Moved: Alderman Bunker
Seconded: Alderman Carter

THAT the information items contained within the Information Agenda, with the exclusion of Item 12.3.3, be received.

CARRIED 8/1762–17/11/2015

13. DEBATE AGENDA

13.1 Officer Reports

12.3.3 Costs for Fencing of Playgrounds in Parks 8/0777

Moved: Alderman Byrne
Seconded: Alderman Bunker

1. THAT Council receives Report Number 8/0777.

CARRIED 8/1763–17/11/2015

12.3.3 Costs for Fencing of Playgrounds in Parks (continued) 8/0777

Moved: Alderman Shutt
Seconded: Alderman Pascoe-Bell

2. THAT Council conduct a level 1 consultation with Palmerston families in 2016, in regards to fencing and partial fencing of some Palmerston playgrounds in our parks.

3 VOTES FOR / 3 VOTES AGAINST

The Chair exercised her casting vote and declared the motion **CARRIED 8/1764–17/11/2015**

13.1.1 Appointment of Committees 8/0774

Moved: Alderman Bunker
Seconded: Alderman Carter

1. THAT Council receives Report Number 8/0774.
2. THAT Alderman Pascoe-Bell be appointed to the Community, Culture and Environment Committee.
3. THAT Alderman Pascoe-Bell be appointed to the Economic Development and Infrastructure Committee.

CARRIED 8/1765–17/11/2015

13.1.2 Financial Report for the month of October 2015 8/0775

The Financial Report for the month of October 2015 was tabled.

Moved: Alderman Pascoe-Bell
Seconded: Alderman Byrne

THAT Council receives Report Number 8/0775.

CARRIED 8/1766–17/11/2015

14. CORRESPONDENCE

Nil

15. RESPONSE TO PREVIOUS QUESTIONS TAKEN ON NOTICE

15.1 Response to Previous Public Questions from Council Meeting held on 3 November 2015

8/0773

Moved: Alderman Pascoe-Bell

Seconded: Alderman Shutt

THAT Council receives Report Number 8/0773.

CARRIED 8/1767–17/11/2015

16. PUBLIC QUESTION TIME

At the invitation of the Chair

The Chair answered a question regarding the 2015/16 rates.

17. OTHER BUSINESS - ALDERMAN REPORTS

17.1 Alderman Carter – Memorial Park memorabilia

Possible Memorabilia for Memorial Park was discussed.

17.2 Alderman Shutt – Events attended

Attended the Bump Bub and Beyond Expo with the Deputy Mayor, which was well attended. Attended the Stormwater Management Information Tour and Workshop. Attended the Natural Resource Management awards, in which the City of Palmerston was a finalist.

17.3 Alderman Byrne – Fencing Options Level 1 Consultation

Moved: Alderman Byrne

Seconded: Alderman Shutt

THAT a report be provided to Council regarding the cost of undertaking a Level 1 consultation on fencing options for playgrounds.

CARRIED 8/1768–17/11/2015

18. CONFIDENTIAL REPORTS

Nil

19. CLOSURE

Meeting closed at 8.18pm

Financial Management Reports

October 2015

- ❖ 1. Executive Summary
- ❖ 2. Financial Results




TABLE OF CONTENTS

October 2015

SECTION 1 – EXECUTIVE SUMMARY

1.1 Executive Summary

SECTION 2 – FINANCIAL RESULTS

2.1 Budget Summary Report

2.2 Investments Management Report

2.3 Reserves Schedule

2.4 Debtor Control Accounts

2.5 Creditor Accounts Paid

2.6 Creditor Accounts Outstanding

2.7 Statement of Credit Card Transactions

2.8 Waste Charges

Section 1

Executive Summary

1.1 Executive Overview
As at 31 October 2015

RESULT

Operating Income

Operating income is currently at 91.48% for the year. Waste income is higher than the annual budget with more connections added as anticipated.

Operating Expenditure

Overall operating expenditure is currently 32.64% of the full year budget, including commitments raised. Expenditure is tracking as expected for year to date.

Capital Income

Capital income for the current financial year is at 0.55% of the budget. Capital Income of \$35m in the budget relates to Gifted assets which will be recognised at the end of the financial year.

Capital Expenditure

Percentage spent on Capital Expenditures has changed in comparison to last month (17.92%) due to rolled over budget from last financial year's works as part of the first budget review.

CASH POSITION



As at the end of October 2015 the cash and investments balance was \$25.6M. After the first budget review reserve requirements with restricted access is \$5.9M. Interest earned to date is \$185k, circa 46% of budget.

Section 2

Financial Results

31 October 2015

2-1 Budget Summary Report as at

| | Total Budget (inc. Revisions) | YTD Actuals (incl commitments) | Budget to be met | Budget Met |
|--|----------------------------------|-----------------------------------|--------------------|------------|
| | \$ | \$ | \$ | % |
| Operating Income | (28,605,075) | (26,168,987) | (2,436,087) | 91.48% |
| Operating Expenditure | 33,839,599 | 11,073,774 | 22,765,825 | 32.72% |
| Capital Income | (37,800,554) | (206,963) | (37,593,591) | 0.55% |
| Capital Expenditure | 19,562,923 | 3,500,124 | 16,062,799 | 17.89% |
| Subtotal | (13,003,106) | (11,802,052) | (1,201,055) | |
| Less Depreciation/Revaluation | (8,062,100) | 5,387,053 | (13,449,153) | |
| Gifted Assets | 35,000,000 | 0 | 35,000,000 | |
| Net (Income)/Expenditure | 13,934,794 | (6,414,998) | 20,349,792 | |
| Net (Income)/Expenditure Funded by: | | | | |
| Transfers from Reserves | (10,955,210) | | | |
| Transfers to Reserves | 1,020,416 | | | |
| Borrowings | (4,000,000) | | | |
| Total | (0) | | | |
| Net Surplus/Deficit | 13,934,794 | | | |
| <div style="display: flex; justify-content: space-between; align-items: flex-end;"> <div style="text-align: left;">  Reviewed by: Finance Manager </div> <div style="text-align: right;">  Approved by: Chief Executive Officer </div> </div> | | | | |

Section 2

Financial Results

31 October 2015

2.1 - Budget Summary Report as at Operating Income

| | Original Budget | First Budget Review | Total Budget (inc. Revisions) | YTD Actuals | % |
|--|--------------------|------------------------|-------------------------------------|--------------------|---------------|
| Governance | | | | | |
| Office of the CEO | -690,000 | -24,856 | -714,856 | -436,504 | 61.06% |
| Governance | -690,000 | -24,856 | -714,856 | -436,504 | 61.06% |
| Corporate Services | | | | | |
| Financial Services | -400,000 | -10,661 | -410,661 | -223,202 | 54.35% |
| Office of the Director Corp and Community Services | 0 | -30,000 | -30,000 | -76,305 | 254.35% |
| Rates | -18,181,252 | -264,697 | -18,445,949 | -17,629,466 | 95.57% |
| Corporate Services | -18,581,252 | -305,358 | -18,886,610 | -17,928,972 | 94.93% |
| Community Services | | | | | |
| Arts & Culture | -12,000 | 0 | -12,000 | 0 | 0.00% |
| Community Development | 0 | -3,511 | -3,511 | -3,511 | 100.01% |
| Events Promotion | -21,000 | 0 | -21,000 | 0 | 0.00% |
| Library Services | -729,273 | 0 | -729,273 | -612,233 | 83.95% |
| Senior Citizens | -1,500 | 0 | -1,500 | 0 | 0.00% |
| Youth Services | -4,000 | 0 | -4,000 | -2,000 | 50.00% |
| Community Services | -767,773 | -3,511 | -771,284 | -617,744 | 80.09% |
| Technical Services | | | | | |
| Animal Management | -399,000 | 0 | -399,000 | -221,773 | 55.58% |
| Aquatic Centre | -95,300 | 0 | -95,300 | -31,764 | 33.33% |
| Archer Sports club | 0 | 0 | 0 | -198 | 0.00% |
| Civic Centre | -186,600 | 0 | -186,600 | -73,940 | 39.63% |
| Driver Resource Centre | -7,500 | -10,101 | -17,601 | -17,601 | 100.00% |
| Gray Community Hall | -16,000 | 0 | -16,000 | -7,443 | 46.52% |
| Office of the Director Technical Services | -49,250 | 0 | -49,250 | -33,899 | 68.83% |
| Parking & Other Ranger Services | -171,185 | 0 | -171,185 | -67,973 | 39.71% |
| Private Works | -90,000 | 0 | -90,000 | -51,910 | 57.68% |
| Roads & Transport | -795,000 | -729 | -795,729 | -495,961 | 62.33% |
| Stormwater Infrastructure | -4,000 | 0 | -4,000 | -540 | 13.50% |
| Subdivisional Works | -180,000 | 0 | -180,000 | -84,561 | 46.98% |
| Waste Management | -5,771,500 | -10,000 | -5,781,500 | -5,938,689 | 102.72% |
| Birripa Court Investment Property | -446,160 | 0 | -446,160 | -159,514 | 35.75% |
| Technical Services | -8,211,495 | -20,830 | -8,232,325 | -7,185,767 | 87.29% |
| | -28,250,520 | -354,555 | -28,605,075 | -26,168,987 | 91.48% |

Section 2

Financial Results

2.1 - Budget Summary Report as at 31 October 2015

Capital Income

| | Original Budget | First Budget Review | Total Budget (inc. Revisions) | YTD Actuals | % |
|--|-----------------|---------------------|-------------------------------|-------------|---------|
| Corporate Services | | | | | |
| Office of the Director Corp and Community Services | 0 | -12,554 | -12,554 | -12,554 | 100.00% |
| Corporate Services | 0 | -12,554 | -12,554 | -12,554 | 100.00% |
| Technical Services | | | | | |
| Roads & Transport | -1,938,000 | -450,000 | -2,388,000 | 0 | 0.00% |
| Subdivisional Works | -35,400,000 | 0 | -35,400,000 | -194,409 | 0.55% |
| Technical Services | -37,338,000 | -450,000 | -37,788,000 | -194,409 | 0.51% |
| | -37,338,000 | -462,554 | -37,800,554 | -206,963 | 0.55% |

Section 2

Financial Results

31 October 2015

2.1 - Budget Summary Report as at Operating Expenditure

| | Original Budget | First Budget Review | Total Budget (inc. Revisions) | YTD Actuals | Commitment | Total YTD Actuals plus Commitments | % |
|--|-------------------|---------------------|-------------------------------|------------------|------------------|------------------------------------|---------------|
| Governance | | | | | | | |
| Elected Members | 320,740 | 0 | 320,740 | 84,173 | 2,833 | 87,006 | 27.13% |
| Office of the CEO | 689,986 | 0 | 689,986 | 200,559 | 364 | 200,923 | 29.12% |
| Public Relations and Communications | 113,150 | 0 | 113,150 | 21,573 | 19,288 | 40,861 | 36.11% |
| Governance | 1,123,876 | 0 | 1,123,876 | 306,305 | 22,484 | 328,790 | 29.25% |
| Corporate Services | | | | | | | |
| Customer Services | 227,737 | -4,000 | 223,737 | 60,558 | 0 | 60,558 | 27.07% |
| Financial Services | 1,141,467 | -23,000 | 1,118,467 | 429,087 | 163,170 | 592,257 | 52.95% |
| Human Resources | 271,849 | 0 | 271,849 | 84,675 | 318 | 84,993 | 31.26% |
| Information Technology | 1,090,264 | -4,000 | 1,086,264 | 324,829 | 296,319 | 621,147 | 57.18% |
| Office of the Director Corp and Community Services | 8,488,694 | 115,846 | 8,604,540 | 2,854,721 | 12,997 | 2,867,718 | 33.33% |
| Rates | 101,000 | 176,963 | 277,963 | 256,307 | 0 | 256,307 | 92.21% |
| Records Management | 339,365 | 0 | 339,365 | 79,721 | 32,180 | 111,901 | 32.97% |
| Corporate Services | 11,660,376 | 261,809 | 11,922,185 | 4,089,897 | 504,984 | 4,594,881 | 38.54% |
| Community Services | | | | | | | |
| Arts & Culture | 140,000 | 0 | 140,000 | 4,713 | 857 | 5,570 | 3.98% |
| Community Development | 939,010 | 46,750 | 985,760 | 212,515 | 1,815 | 214,330 | 21.74% |
| Events Promotion | 309,000 | 0 | 309,000 | 9,455 | 17,092 | 26,547 | 8.59% |
| Families & Children | 237,292 | 184,425 | 421,717 | 41,347 | 1,002 | 42,349 | 10.04% |
| Health and Wellbeing Services | 42,000 | 0 | 42,000 | 300 | 400 | 700 | 1.67% |
| Library Services | 1,201,302 | -19,830 | 1,181,472 | 334,008 | 50,284 | 384,292 | 32.53% |
| Senior Citizens | 9,500 | 0 | 9,500 | 2,650 | 2,003 | 4,652 | 48.97% |
| Youth Services | 22,000 | 0 | 22,000 | 3,352 | 0 | 3,352 | 15.23% |
| Community Services | 2,900,104 | 211,345 | 3,111,449 | 608,340 | 73,451 | 681,791 | 21.91% |
| Technical Services | | | | | | | |
| Animal Management | 79,080 | 30,000 | 109,080 | 24,331 | 55,897 | 80,228 | 73.55% |
| Aquatic Centre | 328,200 | 63,300 | 391,500 | 101,644 | 188,038 | 289,682 | 73.99% |
| Archer Sports club | 12,910 | 0 | 12,910 | 1,347 | 0 | 1,347 | 10.44% |
| Civic Centre | 380,872 | 0 | 380,872 | 102,782 | 39,522 | 142,305 | 37.36% |
| Depot | 87,277 | 0 | 87,277 | 9,466 | 10,596 | 20,063 | 22.99% |
| Driver Resource Centre | 0 | 2,500 | 2,500 | 758 | 1,166 | 1,924 | 76.97% |
| Emergency Operations | 99,917 | -1,170 | 98,747 | 37,909 | 289 | 38,198 | 38.68% |
| Gray Community Hall | 108,975 | 0 | 108,975 | 14,846 | 12,908 | 27,754 | 25.47% |
| Office of the Director Technical Services | 1,452,956 | 0 | 1,452,956 | 366,180 | 32,924 | 399,104 | 27.47% |
| Open Space | 4,746,932 | -2,000 | 4,744,932 | 1,189,050 | 202,392 | 1,391,442 | 29.32% |
| Parking & Other Ranger Services | 717,145 | 0 | 717,145 | 183,050 | 3,924 | 186,974 | 26.07% |
| Private Works | 80,023 | 0 | 80,023 | 23,690 | 289 | 23,979 | 29.97% |
| Recreation Centre | 209,930 | 2,000 | 211,930 | 55,634 | 97,939 | 153,573 | 72.46% |
| Roads & Transport | 2,057,719 | 10,000 | 2,067,719 | 602,729 | 49,414 | 652,143 | 31.54% |
| Stormwater Infrastructure | 241,000 | 0 | 241,000 | 57,195 | 11,384 | 68,579 | 28.46% |
| Street Lighting | 1,161,500 | 0 | 1,161,500 | 203,455 | 0 | 203,455 | 17.52% |
| Subdivisional Works | 80,000 | 0 | 80,000 | 243 | 0 | 243 | 0.30% |
| Waste Management | 5,564,551 | -2,500 | 5,562,051 | 1,755,439 | 928 | 1,756,367 | 31.58% |
| Birripa Court Investment Property | 168,974 | 2,000 | 170,974 | 30,951 | 0 | 30,951 | 18.10% |
| Technical Services | 17,577,960 | 104,130 | 17,682,090 | 4,760,700 | 707,612 | 5,468,312 | 30.93% |
| | 33,262,316 | 577,284 | 33,839,599 | 9,765,242 | 1,308,532 | 11,073,774 | 32.72% |

Section 2 Financial Results

2.1 - Budget Summary Report as at 31 October 2015

Capital Expenditure

| | Original Budget | First Budget Review | YTD Bud Reviews | Total Budget (Inc. Revisions) | YTD Actuals | Commitment | Total YTD Actuals plus Commitments | % |
|--|-------------------|---------------------|------------------|-------------------------------|------------------|----------------|------------------------------------|---------------|
| Corporate Services | | | | | | | | |
| Information Technology | 70,000 | 0 | 0 | 70,000 | 0 | 34,808 | 34,808 | 49.73% |
| Office of the Director Corp and Community Services | 250,000 | 31,638 | 31,638 | 281,638 | 128,780 | 122,989 | 251,770 | 89.39% |
| Corporate Services | 320,000 | 31,638 | 31,638 | 351,638 | 128,780 | 157,798 | 286,578 | 81.50% |
| Community Services | | | | | | | | |
| Library Services | 0 | 21,000 | 21,000 | 21,000 | 10,458 | 10,458 | 20,917 | 99.60% |
| Community Services | 0 | 21,000 | 21,000 | 21,000 | 10,458 | 10,458 | 20,917 | 99.60% |
| Technical Services | | | | | | | | |
| Aquatic Centre | 0 | 9,800 | 9,800 | 9,800 | 9,800 | 0 | 9,800 | 100.00% |
| Civic Centre | 730,500 | 0 | 0 | 730,500 | 0 | 24,796 | 24,796 | 3.39% |
| Driver Resource Centre | 0 | 0 | 0 | 0 | 4,700 | 0 | 4,700 | 0.00% |
| Office of the Director Technical Services | 0 | 6,408,597 | 6,408,597 | 6,408,597 | 1,986,822 | 99,826 | 2,086,648 | 32.56% |
| Open Space | 822,950 | 417,000 | 417,000 | 1,239,950 | 393,103 | 72,246 | 465,349 | 37.53% |
| Roads & Transport | 3,942,439 | 442,000 | 442,000 | 4,384,439 | 28,000 | 434,796 | 462,796 | 10.56% |
| Stormwater Infrastructure | 940,000 | 0 | 0 | 940,000 | 0 | 0 | 0 | 0.00% |
| Subdivisional Works | 0 | 0 | 0 | 0 | 29,814 | 1,693 | 31,507 | 0.00% |
| Waste Management | 5,412,000 | 65,000 | 65,000 | 5,477,000 | 70,670 | 36,364 | 107,034 | 1.95% |
| Technical Services | 11,847,889 | 7,342,397 | 7,342,397 | 19,190,286 | 2,522,909 | 669,720 | 3,192,629 | 16.64% |
| | 12,167,889 | 7,395,035 | 7,395,035 | 19,562,924 | 2,662,147 | 837,977 | 3,500,124 | 17.89% |

INVESTMENTS REPORT TO COUNCIL AS AT 31/10/2015

| COUNTERPARTY | RATING | AMOUNT | INTEREST RATE | MATURITY DATE | DAYS TO MATURITY | WEIGHTED AVERAGE RATE | INSTITUTION TOTALS | %COUNTER PARTY |
|------------------------------|-----------|-----------------|---------------|-------------------|------------------|-----------------------|--------------------|----------------|
| People's Choice Credit Union | | \$ 8.29 | 0.00% | | | | \$ 8.29 | 0.00% |
| Bank of Queensland | S&P A2 | \$ 2,000,000.00 | 2.87% | July 6, 2016 | 249 | 0.002996755 | | |
| Bank of Queensland | S&P A2 | \$ 2,000,000.00 | 2.87% | July 20, 2016 | 263 | 0.002996755 | \$ 4,000,000.00 | 20.88% |
| AMP Bank | S&P A1 | \$ 1,000,000.00 | 3.30% | November 11, 2015 | 11 | 0.001722873 | \$ 1,000,000.00 | 5.22% |
| National Australia Bank | Fitch F1+ | \$ 2,000,000.00 | 2.99% | December 16, 2015 | 46 | 0.003122055 | | |
| National Australia Bank | Fitch F1+ | \$ 1,000,000.00 | 3.00% | January 6, 2016 | 67 | 0.001566248 | | |
| National Australia Bank | Fitch F1+ | \$ 2,000,000.00 | 2.91% | March 2, 2016 | 123 | 0.003038521 | | |
| National Australia Bank | Fitch F1+ | \$ 1,000,000.00 | 2.89% | April 6, 2016 | 158 | 0.001508819 | | |
| National Australia Bank | Fitch F1+ | \$ 2,000,000.00 | 3.01% | April 27, 2016 | 179 | 0.003142938 | | |
| National Australia Bank | Fitch F1+ | \$ 2,000,000.00 | 2.99% | May 25, 2016 | 207 | 0.003122055 | | |
| National Australia Bank | Fitch F1+ | \$ 2,000,000.00 | 2.96% | June 22, 2016 | 235 | 0.003090730 | | |
| National Australia Bank | Fitch F1+ | \$ 7,152.54 | 2.80% | | | 0.000010456 | | |
| National Australia Bank | Fitch F1+ | \$ 146,891.86 | 2.80% | | | 0.000214731 | \$ 12,154,044.40 | 63.45% |
| Auswide (Wide Bay) | S&P A2 | \$ 2,000,000.00 | 3.04% | February 17, 2016 | 109 | 0.003174263 | \$ 2,000,000.00 | 10.44% |

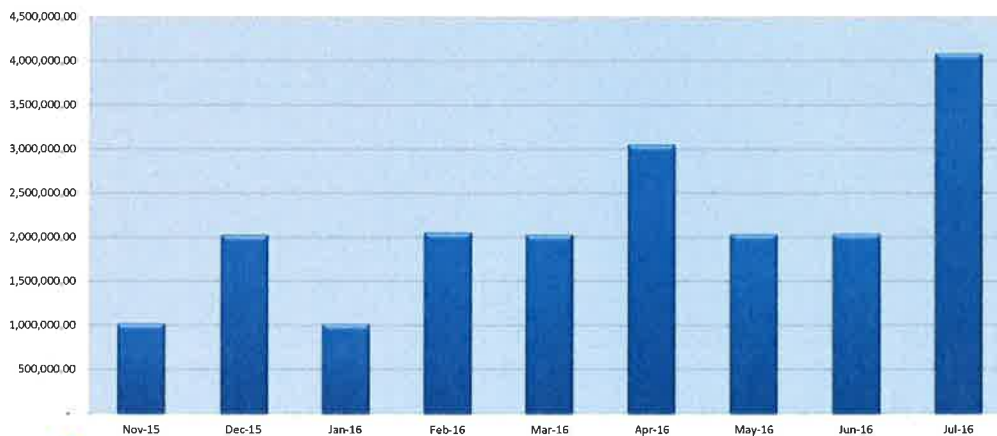
| | | | | | | |
|------------------------------------|-------------------------|---------------------------------|---------------|-------------------------|--------------|----------------|
| TOTAL SHORT TERM INVESTMENT | \$ 19,154,052.69 | Average Days to Maturity | 150.00 | Weighted Average | 2.97% | 100.00% |
|------------------------------------|-------------------------|---------------------------------|---------------|-------------------------|--------------|----------------|

| | | | | |
|--|-------------------------|--------------------------|-------------------------|------------------------|
| % OF TOTAL INVESTMENT PORTFOLIO | A1 (max 100%) 5% | F1 (max 100%) 63% | A2 (max 80%) 32% | P2 (max 80%) 0% |
|--|-------------------------|--------------------------|-------------------------|------------------------|

| | | | |
|---------------------------|------------------------|----------------------------|-----------------------|
| GENERAL BANK FUNDS | \$ 6,522,761.85 | Total Budget | -\$ 400,000.00 |
| | | Investment Earnings | |

| | | | |
|------------------------|-------------------------|----------------------------|-----------------------|
| TOTAL ALL FUNDS | \$ 25,676,814.54 | Year to Date | -\$ 185,170.31 |
| | | Investment Earnings | |

Cashflow of Investments



[Signature]
Reviewed by: Finance Manager

[Signature]
Approved by: Chief Executive Officer

Section 2

Financial Results

2-3 Reserves Schedule

| | Balance as at 1/07/2015 | TO RESERVES | | | FROM RESERVES | | | Balance as at 30/06/2016 |
|---|-------------------------------|--------------------|------------------------------|-------------------|--------------------|-----------------------------|-------------------|--------------------------------|
| | | Original Budget | Budget Reviews 1st Review | Adopted Budget | Original Budget | Budget Review 1st Review | Adopted Budget | |
| Asset Related Reserves | | | | | | | | |
| Property Reserve | 1,881,188 | 0 | 0 | 0 | 0 | 0 | 0 | 1,881,188 |
| Plant and Equipment Reserve | 511,404 | 0 | 0 | 0 | 0 | 0 | 0 | 511,404 |
| Infrastructure Reserve | 5,584,184 | 620,416 | 0 | 620,416 | 3,800,000 | 0 | 3,800,000 | 2,404,600 |
| | 7,976,776 | 620,416 | 0 | 620,416 | 3,800,000 | 0 | 3,800,000 | 4,797,192 |
| Other Reserves | | | | | | | | |
| Election Expenses Reserve | 150,000 | 0 | 0 | 0 | 0 | 0 | 0 | 150,000 |
| Disaster Recovery Reserve | 500,000 | 0 | 0 | 0 | 0 | 0 | 0 | 500,000 |
| Strategic Initiatives Reserve | 500,000 | 0 | 0 | 0 | 0 | 0 | 0 | 500,000 |
| Unexpended Grants Reserve | 352,479 | 0 | 0 | 0 | 0 | 184,425 | 184,425 | 168,054 |
| Unexpended Capital Works Reserve | 6,924,035 | 0 | 0 | 0 | 0 | 6,924,035 | 6,924,035 | 0 |
| Developer Funds In lieu of construction | 4,118,287 | 400,000 | 0 | 400,000 | 0 | 0 | 0 | 4,518,287 |
| Community Grants Reserve | 146,750 | 0 | 0 | 0 | 0 | 46,750 | 46,750 | 100,000 |
| | 12,691,551 | 400,000 | 0 | 400,000 | 0 | 7,155,210 | 4,121,231 | 5,936,341 |
| Total Reserve Funds | 20,668,327 | 1,020,416 | 0 | 1,020,416 | 3,800,000 | 7,155,210 | 10,955,210 | 10,733,533 |


Reviewed by: Finance Manager


Approved by: Chief Executive Officer

Section 2

Financial Results

2-4 Debtor Control Accounts

| | | | | | | |
|------------------------|----------------|----------------|----------------|----------------|---------------------|-------------|
| SUNDRY DEBTORS: | | Oct-15 | | | | |
| BALANCE | CURRENT | 30 DAYS | 60 DAYS | 90 DAYS | OVER 90 DAYS | |
| \$ | 11,925.67 | 13,725.94 | 4,043.78 | 10,161.68 | 5,235.55 | - 21,241.28 |

| | | | | | |
|-----------------------|-----------------|--|--|--|------------------------------|
| RATES: | Oct-15 | | | | |
| RATES DEBTORS: | \$12,635,086.57 | | | | OVERDUE: \$806,521.11 |

| | | | |
|-----------------------------------|--|-------------------|--|
| INFRINGEMENTS: | | Oct-15 | |
| | | \$ | |
| Animal Infringements | | 120,313.86 | |
| Public Places | | 10,628.00 | |
| Parking Infringements | | 138,114.84 | |
| Litter Infringements | | 925.00 | |
| Signs | | 0.00 | |
| Other Law and Order | | 0.00 | |
| Net Balance on Infringement Debts | | <u>269,981.70</u> | |


Reviewed by: Finance Manager


Approved by: Chief Executive Officer

SECTION 2

Financial Results

2.5 - Creditor Accounts paid - October 2015

| Creditor No. | Creditor Name | Invoice Number | Invoice Description | Amount |
|--------------|--|----------------|--|-------------|
| 4816 | CS Services NT | 00004451 | Brush cut drains at Archer Waste Transfer Station. | \$ 2,640.00 |
| 2236 | The Top Ender Tri-Services Magazine Inc | 00003017 | PO106626 The Top Ender Oct/Nov 2015 | \$ 144.00 |
| 4029 | Totally Workwear Palmerston | 100025329 | Uniforms for ODS | \$ 350.00 |
| 5508 | Open Systems Technology Pty Ltd | SI003083 | NAV Professional Services -August 2015 | \$ 429.00 |
| 3879 | Litchfield Council | 2389 | Exponare/GIS Support August 2015 | \$ 1,266.73 |
| 35 | Staples Australia Pty Limited | 9015903262 | Library Stationery - PO106732 | \$ 593.23 |
| 272 | City Wreckers | 00008894 | Towing and Storage: Purple Holden hatch, nil rego. | \$ 110.00 |
| 272 | City Wreckers | 00008893 | Towing and Storage of Silver Daihatsu sedan | \$ 110.00 |
| 272 | City Wreckers | 00008916 | Towing and Storage; Blue Holden commodore | \$ 110.00 |
| 5038 | Central Tree Sevice | 703 | Gray additional tree works. | \$ 2,134.00 |
| V00228 | Outback Tree Service | 0181 | Remove and sg all standing dead wood | \$ 2,530.00 |
| 5738 | All Mulched Up | 289 | Livistonia Park fenceline clearance and poison | \$ 880.00 |
| 5738 | All Mulched Up | 288 | Harvard and Woodlake clear vegetation obscuring | \$ 66.00 |
| 5738 | All Mulched Up | 286 | Moulden drain tree work fromn Bambax to Elrundie | \$ 3,190.00 |
| 5738 | All Mulched Up | 287 | 12 Yale Crt clearance pruning of Hibiscus on verge | \$ 66.00 |
| 5738 | All Mulched Up | 285 | 7 Sextant Crt remove and sg Acacia | \$ 330.00 |
| 5738 | All Mulched Up | 284 | Confalonerie park tump removal | \$ 77.00 |
| 5738 | All Mulched Up | 283 | Removal of large dead limb and removal and SG | \$ 880.00 |
| 4914 | CareerSpot Pty Ltd | CS2228 | Advertising Open Space Maintenance Officer | \$ 198.00 |
| 238 | The Australian Local Government Job Directory | 1535036DG | Advertising Open Space Maintenance Officer | \$ 319.00 |
| 4029 | Totally Workwear Palmerston | 100025298 | Order PO106476 | \$ 116.40 |
| 256 | The Bookshop Darwin | BD14336 | The Bookshop Darwin Quote - BD3685 | \$ 699.60 |
| 3313 | Zip Print | 10892 | Children's Week Event/Art Comp DL x 3000 | \$ 649.00 |
| 3313 | Zip Print | 10893 | Children's Week Event A3 poster x 50 | \$ 154.00 |
| V00443 | Top End Hydraulic Services P/L T/A Forecast Machin | 00001669 | Beacon replacement for rego number CB02SG. | \$ 216.19 |
| 3683 | Area9 IT Solutions | SIN35308 | Cisco Smartnet Renewal-Wireless Controller - 2016 | \$ 503.81 |
| 4790 | Urban Play Pty Ltd | 00011897 | Fr.Gerry Remie Pk-play equipment part quote KYL112 | \$ 76.37 |
| 5038 | Central Tree Sevice | 704 | Temple Tce verge CBD inbound tree maintenance | \$ 4,477.00 |
| 3313 | Zip Print | 10918 | Outdoor Explorers/Children's Wk Art Comp DL x 3000 | \$ 649.00 |
| 3313 | Zip Print | 10920 | Geocaching/Children's Week Art Comp DL x 500 | \$ 291.50 |
| 5104 | JLM Civil Works Pty Ltd | 00004106 | Pathway repalcement Betano St/Stalwart Cres | \$ 2,633.40 |
| 5104 | JLM Civil Works Pty Ltd | 00004107 | Damaged footpath replacement - Johnston | \$ 3,524.49 |
| 35 | Staples Australia Pty Limited | 9015921698 | Kitchen Supplies | \$ 414.53 |
| 2977 | Security & Technology Services P/L | 95219 | PIR Sensors Dual Tech x2 - Install Aquatic Centre | \$ 507.50 |
| 2965 | KIK FM Pty Ltd | 09008303 | PO105544 The Scoop Wed 9 Sept 2015 Episode 21 | \$ 660.00 |

| | | | | | |
|--------|--|--------------------------------|--|----|----------|
| V00474 | Lane Print & Post | 00034377 | Rates - Printing - Concession Application | \$ | 403.04 |
| 3428 | Bunnings Group Limited | 2315/00252285 | Various tools & tool boxes for irrigation crew | \$ | 1,472.98 |
| V00476 | Water Dynamics (NT) Pty Limited | SLI21001082 | Labour for irrigation repairs at various locations | \$ | 4,356.00 |
| 3705 | Hungry Hearts | 4042 | Morning tea for records staff new and Karina | \$ | 360.00 |
| 10 | DBH Contracting | 00007154 | Labour for irrigation repairs various parks Wk 1 | \$ | 5,015.46 |
| 4398 | Quality Indoor Plants Hire | 56915 | Civic Centre Plant Hire and Maintenance SEPT 2015 | \$ | 102.40 |
| 5104 | JLM Civil Works Pty Ltd | 00004102 | clean up hot plate of BBQ at Tiverton Park | \$ | 55.00 |
| 5104 | JLM Civil Works Pty Ltd | 00004103 | Apply graphite to all locks at marlow lagoon | \$ | 55.00 |
| 5104 | JLM Civil Works Pty Ltd | 00004105 | clean up playequipment | \$ | 165.00 |
| 573 | Oasis Betta Home Living | 86226352 | Supply 1x Kelv Refrigerator, 520L quote 86226282 | \$ | 1,149.00 |
| 272 | City Wreckers | 00008969 | Towing and Storage: Maroon Hyundai Sedan | \$ | 110.00 |
| 350 | IBM Global Financing Australia Limited | IBM LEASES - OCT 2015 | IBM Leases - OCT 2015 | \$ | 1,406.28 |
| 5615 | EcOz Environmental Consulting | 001375 | Water Quality Sampling - JULY 2015 | \$ | 2,821.50 |
| 3545 | Amalgamated Pest Control | I510321489 | Yearly major treatment to all areas internally Dep | \$ | 385.00 |
| 3545 | Amalgamated Pest Control | I510321490 | Yearly major treatment to all areas internally GCH | \$ | 220.00 |
| 3545 | Amalgamated Pest Control | I510321491 | Yearly major treatment to all areas internally DRC | \$ | 286.00 |
| 3545 | Amalgamated Pest Control | I510321492 | Yearly major treatment to all areas internally Joy | \$ | 286.00 |
| 2587 | Top End RACE | 00032980 | Check the issue at the Server Room Aircon, current | \$ | 107.80 |
| 5533 | Custom Av Pty Ltd | 00353480 | Supply/ install 3x 2.5KG ABE DCP Extin Aquatic Cnt | \$ | 231.00 |
| 938 | Nightcliff Electrical | 465 | Supply & replace the 125AMP fuse at Civic Plaza | \$ | 124.30 |
| 4856 | Portner Press Pty Ltd | G2444715 | Employment Law Update 7 2015 | \$ | 97.00 |
| 337 | Darwin Glass (NT) Pty Ltd | 37829 | Reglaze 5 nos. broken fixed panel windows library | \$ | 1,470.00 |
| V00368 | iWater NT | 113 | Labour for irrigation repairs various locations | \$ | 653.00 |
| 5517 | AvePoint AU Pty Ltd | 1309265329C | Premier Maintenance - DocAve (SharePoint) 3/3 | \$ | 4,954.18 |
| V00193 | Amcom Pty Ltd | 68842-080915 REF:2916057 | IP Tel & Internet Service: ID:254519 - AUGUST 2015 | \$ | 4,655.25 |
| 2199 | SBA Office National | WBI-104800 | stationery | \$ | 808.80 |
| 5104 | JLM Civil Works Pty Ltd | 00004113 | remove litter from sibbald park | \$ | 110.00 |
| V00228 | Outback Tree Service | 0187 | tree removal Moulden | \$ | 1,672.00 |
| 3705 | Hungry Hearts | 3995 | Know your rights | \$ | 185.00 |
| 5022 | Australian Local Government Women's NT | CORPORATE MEMBERSHIP FEE 15/16 | Corporate Membership Fee - 2015-2016 | \$ | 120.00 |
| 4508 | News 4 U | SN00197231082015 | Newspapers - DC&CS - 1/8 to 31/8/15 | \$ | 53.05 |
| 4065 | Southern Cross Protection Pty Ltd | 729882 | Security Patrols - July 2015 to June 2016 | \$ | 1,935.68 |
| V00328 | Capital Security (NT) Pty Ltd | 00001694 | CAPITAL Security W/E-20/09/2015 | \$ | 369.58 |
| 54 | Powerwater | 63187737 | 205522910 -01.08.2015 - 01.09.2015 | \$ | 25.49 |
| 54 | Powerwater | 63069005 | 2014702010 -13.05.2015 - 17.08.2015 | \$ | 542.59 |
| 54 | Powerwater | 63119370 | 2015010511 -28.05.2015 - 20.08.2015 | \$ | 3,661.13 |
| 54 | Powerwater | 62834995 | 2015010511 -16.02.2015 - 27.05.2015 | \$ | 6,303.73 |
| 54 | Powerwater | 62834994 | 2015010511 -06.12.2014 - 15.02.2015 | \$ | 6,246.29 |
| 54 | Powerwater | 63119557 | 2016103410 -22.05.2015 - 19.08.2015 | \$ | 1,174.96 |
| 54 | Powerwater | 63088979 | 2012379010 -21.08.2015 - 18.08.2015 | \$ | 6,616.75 |
| 54 | Powerwater | 63014303 | 206440910 -07.05.2015 - 07.08.2015 | \$ | 1,424.64 |
| 54 | Powerwater | 63068058 | 206399910 -16.07.2015 - 18.08.2015 | \$ | 951.77 |

| | | | | | |
|----|------------|----------|-------------------------------------|----|----------|
| 54 | Powerwater | 63101600 | 206480110 -16.07.2015 - 18.08.2015 | \$ | 27.08 |
| 54 | Powerwater | 63101596 | 206382310 -16.07.2015 - 18.08.2015 | \$ | 2,981.04 |
| 54 | Powerwater | 63101591 | 206233510 -16.07.2015 - 17.08.2015 | \$ | 331.78 |
| 54 | Powerwater | 63060741 | 2012616611 -16.05.2015 - 14.08.2015 | \$ | 1,502.66 |
| 54 | Powerwater | 63088702 | 206863911 -21.05.2015 - 19.08.2015 | \$ | 3,214.88 |
| 54 | Powerwater | 63111425 | 206863611 -21.05.2015 - 19.08.2015 | \$ | 1,709.63 |
| 54 | Powerwater | 63101613 | 206739011 -20.05.2015 - 18.08.2015 | \$ | 1,668.57 |
| 54 | Powerwater | 63043795 | 206696311 -12.05.2015 - 11.08.2015 | \$ | 1,818.31 |
| 54 | Powerwater | 63069947 | 2012117510 -23.05.2015 - 17.08.2015 | \$ | 2,546.58 |
| 54 | Powerwater | 63031641 | 206382211 -12.05.2015 - 11.08.2015 | \$ | 344.39 |
| 54 | Powerwater | 63101571 | 205901611 -20.05.2015 - 18.08.2015 | \$ | 72.48 |
| 54 | Powerwater | 63101032 | 2012130110 -20.05.2015 - 18.08.2015 | \$ | 2,089.99 |
| 54 | Powerwater | 63061012 | 2012080010 -16.05.2015 - 14.08.2015 | \$ | 3,100.99 |
| 54 | Powerwater | 63173697 | 202797611 -01.08.2015 - 01.09.2015 | \$ | 890.79 |
| 54 | Powerwater | 63081012 | 2012460211 -14.05.2015 - 12.08.2015 | \$ | 1,133.01 |
| 54 | Powerwater | 63043591 | 2012635911 -13.05.2015 - 11.08.2015 | \$ | 1,839.11 |
| 54 | Powerwater | 63177065 | 2014753111 -02.06.2015 - 31.08.2015 | \$ | 147.34 |
| 54 | Powerwater | 63042808 | 2016374810 -13.05.2015 - 12.08.2015 | \$ | 3,920.12 |
| 54 | Powerwater | 63156305 | 2014164111 -02.06.2015 - 31.08.2015 | \$ | 4,438.92 |
| 54 | Powerwater | 63156301 | 2014312511 -02.06.2015 - 31.08.2015 | \$ | 3,477.91 |
| 54 | Powerwater | 63032539 | 2013177111 -13.05.2015 - 11.08.2015 | \$ | 4,189.53 |
| 54 | Powerwater | 63089834 | 206870211 -21.05.2015 - 19.08.2015 | \$ | 2,189.12 |
| 54 | Powerwater | 63068012 | 2013921810 -16.07.2015 - 17.08.2015 | \$ | 270.82 |
| 54 | Powerwater | 63158045 | 203979910 -03.06.2015 - 31.08.2015 | \$ | 982.12 |
| 54 | Powerwater | 63101560 | 205624510 -20.05.2015 - 18.08.2015 | \$ | 313.62 |
| 54 | Powerwater | 63031488 | 206021310 -13.05.2015 - 11.08.2015 | \$ | 7,323.46 |
| 54 | Powerwater | 63007748 | 205406810 -07.05.2015 - 05.08.2015 | \$ | 551.98 |
| 54 | Powerwater | 63060678 | 205763210 -16.05.2015 - 14.08.2015 | \$ | 2,327.46 |
| 54 | Powerwater | 63081536 | 206114010 -16.05.2015 - 14.08.2015 | \$ | 185.56 |
| 54 | Powerwater | 63007762 | 206070810 -06.05.2015 - 05.08.2015 | \$ | 73.27 |
| 54 | Powerwater | 63081472 | 205786410 -16.05.2015 - 14.08.2015 | \$ | 72.48 |
| 54 | Powerwater | 63101589 | 206213510 -16.07.2015 - 17.08.2015 | \$ | 26.28 |
| 54 | Powerwater | 63101601 | 206639310 -16.07.2015 - 17.08.2015 | \$ | 264.69 |
| 54 | Powerwater | 63068077 | 206414410 -16.07.2015 - 17.08.2015 | \$ | 2,506.21 |
| 54 | Powerwater | 63067977 | 206347110 -16.07.2015 - 17.08.2015 | \$ | 905.55 |
| 54 | Powerwater | 63101593 | 206317110 -16.07.2015 - 18.08.2015 | \$ | 108.10 |
| 54 | Powerwater | 63034364 | 2011998911 -09.05.2015 - 07.08.2015 | \$ | 72.48 |
| 54 | Powerwater | 63078534 | 2012787811 -20.05.2015 - 18.08.2015 | \$ | 1,240.24 |
| 54 | Powerwater | 63173948 | 206590410 -01.08.2015 - 31.08.2015 | \$ | 214.87 |
| 54 | Powerwater | 63101625 | 207029610 -16.07.2015 - 17.08.2015 | \$ | 711.17 |
| 54 | Powerwater | 63138073 | 206224110 -29.05.2015 - 27.08.2015 | \$ | 2,777.58 |
| 54 | Powerwater | 63101582 | 206155210 -20.05.2015 - 18.08.2015 | \$ | 2,522.58 |

| | | | | | |
|--------|---------------|----------|--------------------------------------|----|-----------|
| 54 | Powerwater | 63060100 | 206329110 -16.05.2015 - 14.08.2015 | \$ | 1,857.47 |
| 54 | Powerwater | 63078272 | 205909310 -20.05.2015 - 18.08.2015 | \$ | 1,771.88 |
| 54 | Powerwater | 63080917 | 2011393410 -14.05.2015 - 12.08.2015 | \$ | 1,233.80 |
| 54 | Powerwater | 63060249 | 206371210 -16.05.2015 - 14.08.2015 | \$ | 598.51 |
| 54 | Powerwater | 63060084 | 206453410 -16.05.2015 - 14.08.2015 | \$ | 225.06 |
| 54 | Powerwater | 63081589 | 206333010 -16.05.2015 - 14.08.2015 | \$ | 333.21 |
| 54 | Powerwater | 63177822 | 205691510 -01.08.2015 - 31.08.2015 | \$ | 1,883.02 |
| 54 | Powerwater | 63177821 | 205691510 -04.07.2015 - 31.07.2015 | \$ | 2,765.73 |
| 54 | Powerwater | 63173960 | 202787910 -01.08.2015 - 01.09.2015 | \$ | 1,792.08 |
| 54 | Powerwater | 63067942 | 206795510 -16.07.2015 - 17.08.2015 | \$ | 770.82 |
| 54 | Powerwater | 63068033 | 206237910 -16.07.2015 - 17.08.2015 | \$ | 422.56 |
| 54 | Powerwater | 63068040 | 206301310 -16.07.2015 - 17.08.2015 | \$ | 1,019.41 |
| 54 | Powerwater | 63025093 | 206322710 -06.05.2015 - 05.08.2015 | \$ | 1,435.09 |
| 54 | Powerwater | 63174014 | 2014457910 -01.08.2015 - 31.08.2015 | \$ | 1,923.85 |
| 54 | Powerwater | 63173930 | 202798510 -01.08.2015 - 31.08.2015 | \$ | 1,455.55 |
| 54 | Powerwater | 63032070 | 206608110 -12.05.2015 - 11.05.2015 | \$ | 460.92 |
| 54 | Powerwater | 63101440 | 204433210 -16.07.2015 - 18.08.2015 | \$ | 27.08 |
| 54 | Powerwater | 63081637 | 206623610 -14.05.2015 - 12.08.2015 | \$ | 12,369.36 |
| V00295 | Jacana Energy | 63080757 | 107722111 - 16.07.2015 - 13.08.2015 | \$ | 254.84 |
| V00295 | Jacana Energy | 63100687 | 104433510 - 16.07.2015 - 17.08.2015 | \$ | 27.62 |
| V00295 | Jacana Energy | 63067944 | 109001110 - 16.07.2015 - 17.08.2015 | \$ | 424.57 |
| V00295 | Jacana Energy | 63100951 | 109001210 - 16.07.2015 - 17.08.2015 | \$ | 169.32 |
| V00295 | Jacana Energy | 63067903 | 1011630810 - 16.07.2015 - 17.08.2015 | \$ | 124.59 |
| V00295 | Jacana Energy | 63100247 | 1010921910 - 16.07.2015 - 17.08.2015 | \$ | 27.94 |
| V00295 | Jacana Energy | 63100804 | 106720411 - 16.07.2015 - 17.08.2015 | \$ | 27.31 |
| V00295 | Jacana Energy | 63068084 | 106795510 - 16.07.2015 - 17.08.2015 | \$ | 941.93 |
| V00295 | Jacana Energy | 63067905 | 106365710 - 16.07.2015 - 17.08.2015 | \$ | 64.85 |
| V00295 | Jacana Energy | 63187378 | 107710110 -01.08.2015 - 31.08.2015 | \$ | 25.66 |
| V00295 | Jacana Energy | 63173925 | 102787910 -01.08.2015 - 01.09.2015 | \$ | 424.67 |
| V00295 | Jacana Energy | 63174009 | 1014457810 -01.08.2015 - 31.08.2015 | \$ | 616.85 |
| V00295 | Jacana Energy | 63014543 | 106440910 -07.05.2015 - 07.08.2015 | \$ | 130.46 |
| V00295 | Jacana Energy | 63060880 | 1012616510 -16.05.2015 - 14.05.2015 | \$ | 149.45 |
| V00295 | Jacana Energy | 63079693 | 1010920710 -16.05.2015 - 14.08.2015 | \$ | 75.31 |
| V00295 | Jacana Energy | 63052086 | 106623610 -19.05.2015 - 12.08.2015 | \$ | 277.82 |
| V00295 | Jacana Energy | 63136041 | 1013177111 -13.05.2015 - 27.08.2015 | \$ | 399.47 |
| V00295 | Jacana Energy | 63100481 | 102137110 -16.07.2015 - 18.08.2015 | \$ | 28.14 |
| V00295 | Jacana Energy | 63067991 | 103115310 -16.07.2015 - 17.08.2015 | \$ | 182.77 |
| V00295 | Jacana Energy | 63068043 | 1014109810 -16.07.2015 - 17.08.2015 | \$ | 127.41 |
| V00295 | Jacana Energy | 63100345 | 1014109910 -16.07.2015 - 17.08.2015 | \$ | 27.62 |
| V00295 | Jacana Energy | 63100243 | 1010884410 -16.07.2015 - 18.08.2015 | \$ | 28.14 |
| V00295 | Jacana Energy | 63067995 | 103598210 -16.07.2015 - 17.08.2015 | \$ | 330.73 |
| V00295 | Jacana Energy | 63067883 | 1010931710 -16.07.2015 - 17.08.2015 | \$ | 84.24 |

| | | | | | |
|--------|---------------|----------|-------------------------------------|----|----------|
| V00295 | Jacana Energy | 63100787 | 106317110 -16.07.2015 - 18.08.2015 | \$ | 29.70 |
| V00295 | Jacana Energy | 63100789 | 106414410 -16.07.2015 - 17.08.2015 | \$ | 27.31 |
| V00295 | Jacana Energy | 63067849 | 106399910 -16.07.2015 - 18.08.2015 | \$ | 110.09 |
| V00295 | Jacana Energy | 63100780 | 106198310 -16.07.2015 - 18.08.2015 | \$ | 28.14 |
| V00295 | Jacana Energy | 63187311 | 106225010 -01.08.2015 - 01.09.2015 | \$ | 26.48 |
| V00295 | Jacana Energy | 63174141 | 105650710 -01.08.2015 - 31.08.2015 | \$ | 27.22 |
| V00295 | Jacana Energy | 63166853 | 104406210 -01.08.2015 - 31.08.2015 | \$ | 435.45 |
| V00295 | Jacana Energy | 63067835 | 104178910 -16.07.2015 - 18.08.2015 | \$ | 891.16 |
| V00295 | Jacana Energy | 63176590 | 1013979610 -29.05.2015 - 29.08.2015 | \$ | 49.29 |
| V00295 | Jacana Energy | 63033315 | 1011518710 -01.07.2015 - 07.07.2015 | \$ | 23.44 |
| V00295 | Jacana Energy | 63067955 | 103579111 -16.07.2015 - 17.08.2015 | \$ | 646.35 |
| V00295 | Jacana Energy | 63068122 | 1014109710 -16.07.2015 - 17.08.2015 | \$ | 299.44 |
| V00295 | Jacana Energy | 63100346 | 1014110010 -16.07.2015 - 17.08.2015 | \$ | 240.01 |
| V00295 | Jacana Energy | 63068134 | 102914811 -16.07.2015 - 17.08.2015 | \$ | 2,179.38 |
| V00295 | Jacana Energy | 63067857 | 106143211 -16.07.2015 - 17.08.2015 | \$ | 75.48 |
| V00295 | Jacana Energy | 63100242 | 1010866212 -16.07.2015 - 17.08.2015 | \$ | 27.31 |
| V00295 | Jacana Energy | 63100239 | 1010817411 -16.07.2015 - 17.08.2015 | \$ | 27.31 |
| V00295 | Jacana Energy | 63077351 | 106739011 -20.05.2015 - 18.08.2015 | \$ | 161.94 |
| V00295 | Jacana Energy | 63088733 | 106870211 -21.05.2015 - 19.08.2015 | \$ | 202.94 |
| V00295 | Jacana Energy | 63100348 | 1014111710 -16.07.2015 - 17.08.2015 | \$ | 166.19 |
| V00295 | Jacana Energy | 63068036 | 106690411 -16.07.2015 - 17.08.2015 | \$ | 2,482.80 |
| V00295 | Jacana Energy | 63068095 | 1014517910 -16.07.2015 - 17.08.2015 | \$ | 218.12 |
| V00295 | Jacana Energy | 63068099 | 1014518410 -16.07.2015 - 18.08.2015 | \$ | 131.36 |
| V00295 | Jacana Energy | 63031969 | 1011717311 -12.05.2015 - 11.08.2015 | \$ | 170.92 |
| V00295 | Jacana Energy | 63100753 | 105742210 -16.07.2015 - 17.08.2015 | \$ | 43.26 |
| V00295 | Jacana Energy | 63033113 | 106700113 -12.05.2015 - 11.08.2015 | \$ | 345.15 |
| V00295 | Jacana Energy | 63067854 | 106382310 -16.07.2015 - 18.08.2015 | \$ | 30.96 |
| V00295 | Jacana Energy | 63100238 | 1010817310 -16.07.2015 - 17.08.2015 | \$ | 363.26 |
| V00295 | Jacana Energy | 63067842 | 106367310 -16.07.2015 - 17.08.2015 | \$ | 1,380.50 |
| V00295 | Jacana Energy | 63187379 | 107710210 -01.08.2015 - 31.08.2015 | \$ | 131.07 |
| V00295 | Jacana Energy | 63100347 | 1014110110 -16.07.2015 - 17.08.2015 | \$ | 1,784.94 |
| V00295 | Jacana Energy | 63167134 | 1010962110 -01.08.2015 - 31.08.2015 | \$ | 1,573.50 |
| V00295 | Jacana Energy | 63031651 | 1012213510 -13.05.2015 - 12.08.2015 | \$ | 270.70 |
| V00295 | Jacana Energy | 63100779 | 106190610 -16.07.2015 - 18.08.2015 | \$ | 28.14 |
| V00295 | Jacana Energy | 63031967 | 1011710011 -12.05.2015 - 11.08.2015 | \$ | 131.82 |
| V00295 | Jacana Energy | 63109670 | 1012379010 -21.05.2015 - 18.08.2015 | \$ | 473.29 |
| V00295 | Jacana Energy | 63068097 | 1014518010 -16.07.2015 - 17.08.2015 | \$ | 437.39 |
| V00295 | Jacana Energy | 63068141 | 1015105310 -16.07.2015 - 17.08.2015 | \$ | 415.50 |
| V00295 | Jacana Energy | 63156269 | 1014217811 -02.08.2015 - 31.08.2015 | \$ | 637.44 |
| V00295 | Jacana Energy | 63156423 | 1014164011 -02.06.2015 - 31.08.2015 | \$ | 256.11 |
| V00295 | Jacana Energy | 63119727 | 1015010612 -22.05.2015 - 20.08.2015 | \$ | 200.10 |
| V00295 | Jacana Energy | 63174170 | 1016266810 -01.08.2015 - 01.09.2015 | \$ | 237.62 |

| | | | | | |
|--------|--|-----------------------------------|--|----|------------|
| V00295 | Jacana Energy | 63174190 | 1016554010 -01.08.2015 - 31.08.2015 | \$ | 604.03 |
| V00295 | Jacana Energy | 63158047 | 1016509210 -30.05.2015 - 29.08.2015 | \$ | 448.69 |
| V00295 | Jacana Energy | 63070030 | 1015418510 -23.05.2015 - 17.08.2015 | \$ | 318.18 |
| V00295 | Jacana Energy | 63070016 | 1015260310-20.05.2015 - 17.08.2015 | \$ | 275.61 |
| V00546 | Zest Projects P/L | RS647 | Rates Refund RS647 - Assessment 114122 | \$ | 429.76 |
| V00544 | Louise Sharples | REFUND RECEIPT 75899 | Refund Receipt 75899 returned book 'Live to Tell" | \$ | 25.00 |
| V00547 | Maria Filomena Costa | REFUND PRO RATA - ANIMAL # 116811 | Pro-rata dog refund - Animal # 116811 | \$ | 34.00 |
| V00499 | Multicultural Council of the Northern Territory In | ASSOCIATE MEMBERSHIP | MCNT Associate Membership | \$ | 5.00 |
| V00548 | Lindy Willing | RECEIPT 74603 REFUND | Receipt 74603 Refund Anti-Barking Collar 4 | \$ | 50.00 |
| V00550 | Cassie Burlington | REFUND RECEIPTS 688389/656724 | Bond Refund - Gray Hall receipts 688389/656724 | \$ | 300.00 |
| 5104 | JLM Civil Works Pty Ltd | 00004099 | Covered Picnic Shelter - Haydon Park Rosebery | \$ | 26,445.17 |
| 5104 | JLM Civil Works Pty Ltd | 00004100 | Covered Picnic Shelter - Dunbar Park Gray | \$ | 24,124.68 |
| 5104 | JLM Civil Works Pty Ltd | 00004101 | Covered Picnic Shelter - Tiverton Park Moulden | \$ | 21,968.78 |
| 4538 | Byrne Design & Drafting | INV00372 | Goyder Square - Construction Phase Services | \$ | 15,400.00 |
| 5104 | JLM Civil Works Pty Ltd | 00004154 | replace missing street name sign for Melastoma Dr | \$ | 344.60 |
| 5104 | JLM Civil Works Pty Ltd | 00004155 | Signs Driver | \$ | 636.63 |
| V00368 | iWater NT | 112 | Labour - irrigation repairs PO's 106623 & 106767 | \$ | 5,347.05 |
| 4384 | Somerville Foundation Incorporated | COMMUNITY GRANT | GRANT-Child Protection & Anti Poverty Week Program | \$ | 4,000.00 |
| V00555 | Rydges Palmerston | PALMERSTON1112 | Deposit - Staff Xmas Party 2015 | \$ | 885.00 |
| V00554 | Michelle Smith | DEPOSIT REFUND - GRAY HALL BKING | Deposit Refund - Gray Hall Bking | \$ | 125.00 |
| 5104 | JLM Civil Works Pty Ltd | 00004156 | straighten Moorhen Circuit at Shearwater dr int | \$ | 52.57 |
| | | | | \$ | 318,778.59 |



Reviewed by: Finance Manager



Approved: Chief Executive Officer

SECTION 2

Financial Results

2.6 - Creditor Accounts outstanding - October 2015

| Creditor No. | Creditor Name | Amount |
|--------------|--|---------------|
| 1470 | Local Government Managers Australia | \$ 319.00 |
| 1580 | The Exhibitionist | \$ 1,225.40 |
| 185 | Bridge Toyota | \$ 1,219.13 |
| 2 | Australian Taxation Office | \$ 934.92 |
| 2199 | SBA Office National | \$ 13.80 |
| 238 | The Australian Local Government Job Directory | \$ 319.00 |
| 256 | The Bookshop Darwin | \$ 24.29 |
| 2587 | Top End RACE | \$ 7,191.80 |
| 272 | City Wreckers | \$ 220.00 |
| 289 | Bolinda Publishing Pty Ltd | \$ 611.40 |
| 2965 | KIK FM Pty Ltd | \$ 660.00 |
| 3099 | Iron Mountain Australia Pty Ltd | \$ 1,363.23 |
| 3189 | Seek Limited | \$ 55.00 |
| 3428 | Bunnings Group Limited | \$ 352.22 |
| 36 | Darwin Lock & Key | \$ 1,473.89 |
| 3683 | Area9 IT Solutions | \$ 2,728.00 |
| 3705 | Hungry Hearts | \$ 480.00 |
| 4029 | Totally Workwear Palmerston | \$ 779.00 |
| 4731 | Yeni Redding | \$ 360.00 |
| 4737 | D & L Plumbing & Gasfitting | \$ 165.00 |
| 4912 | Remote Area Tree Services Pty Ltd | \$ 2,475.00 |
| 5038 | Central Tree Seviles | \$ 15,763.00 |
| 5071 | Jobfit Health Group Pty Ltd | \$ 218.90 |
| 5104 | JLM Civil Works Pty Ltd | \$ 24,968.36 |
| 5114 | S.E. Rentals Pty Ltd | \$ 269.17 |
| 5176 | ASSA Advanced Safety Systems Australia | \$ 984.50 |
| 5195 | Bernard Schenkel | \$ 800.00 |
| 5458 | Trojon Fencing Contractors | \$ 3,080.00 |
| 549 | City of Darwin | \$ 41,867.10 |
| 5665 | Peter Pal Library Supplier | -\$ 342.98 |
| 571 | Animal Care Equip & Service Pty Ltd | \$ 102.50 |
| 938 | Nightcliff Electrical | \$ 192.50 |
| V00105 | Risk Solutions Australia | \$ 1,270.50 |
| V00318 | StatewideSuper Clearing House | \$ 66,373.97 |
| V00443 | Top End Hydraulic Services P/L T/A Forecast Machin | \$ 2,328.04 |
| | | \$ 180,845.64 |



Reviewed by: Finance Manager



Approved by: Chief Executive Officer

SECTION 2

2.7 - STATEMENT OF CREDIT CARD TRANSACTIONS - SEPTEMBER 2015

NAB Visa

29 August 2015 to 28 September 2015

| Cardholder | Amt. | Cost Code | Description |
|-----------------|--------------|------------------|--|
| Emily Buchanan | \$ 1,668.53 | 3603.EXEC001.305 | Airfares - Mayor PD allowance |
| | \$ 94.00 | 3828.EXEC001.307 | Supplies - Chambers |
| | \$ 70.93 | 3828.EXEC001.307 | Supplies - Chambers |
| Alyce Breed | \$ 302.50 | 3852.CORP005.302 | Course Registration Fee - A/DC&CS |
| | \$ 176.00 | 3823.CORP005.308 | Staff Tea room expenses |
| | \$ 16.25 | 3822.CORP005.301 | Vehicle Rego - CA18AV |
| | \$ 100.00 | 3111.CORP005.300 | Flowers - Staff member |
| Ben Dornier | \$ 33.00 | 3806.CORP004.309 | Software licence renewal |
| | \$ 20.01 | 3821.CORP005.301 | Fuel - CB43MM |
| | \$ 30.03 | 3821.CORP005.301 | Fuel - CB43MM |
| Jeetendra Dahal | \$ 50.00 | 3852.TECH009.302 | Registration x2 - UDIA NT |
| Jan Peters | \$ 71.50 | 3828.COMM005.335 | COPAL School Holiday Program - PRJ10071 |
| | \$ 32.00 | 3822.COMM002.301 | BBQ trailer tyre |
| | \$ 22.98 | 3822.COMM002.301 | BBQ trailer gas bottle |
| | \$ 4,573.42 | 5521 | To be reimbursed |
| Ian Mathers | \$ 730.99 | 3852.TECH009.302 | Airfares - Tech Services Manager |
| | \$ 88.00 | 3852.TECH009.302 | Airfares - Tech Services Manager |
| | \$ 227.36 | 3852.TECH009.302 | Accommodation - Tech Services Manager |
| | \$ 113.68 | 3852.TECH009.302 | Accommodation - Tech Services Manager |
| | \$ 80.00 | 3111.CORP003.300 | Voucher |
| | \$ 455.00 | 3852.CORP003.302 | Training - Payroll Officer |
| | \$ 82.50 | 3807.TECH009.303 | Recruitment Advertising |
| | \$ 18.99 | 3111.CORP003.300 | Catering Supplies |
| | \$ 730.60 | 3852.TECH011.302 | Training - Ranger Services |
| | \$ 740.61 | 3852.TECH011.302 | Airfares - Ranger Services |
| | \$ 300.00 | 3111.CORP003.300 | AHRI Membership - Payroll Officer |
| Maeva Masterson | \$ 21.99 | 3819.COMM007.315 | Library Stock |
| | \$ 64.99 | 3819.COMM007.315 | Library Stock |
| | \$ 254.56 | 3852.COMM007.302 | ALIA Conference Registration - Library Staff |
| | \$ 191.72 | 3841.COMM007.335 | Program Materials |
| | \$ 24.00 | 3841.COMM007.335 | Program Materials |
| | \$ 25.44 | 3852.COMM007.302 | ALIA Conference Registration - Library Staff |
| | \$ 29.99 | 3819.COMM007.315 | Library Stock |
| | \$ 26.99 | 3819.COMM007.315 | Library Stock |
| | \$ 140.32 | 3841.COMM007.335 | School Holidays Material |
| Maxie Smith | \$ 74.58 | 3111.CORP003.300 | Staff Tea Room Expenses |
| | \$ 56.80 | 3111.CORP003.300 | Staff Tea Room Expenses |
| | \$ 81.20 | 3111.CORP003.300 | Staff Tea Room Expenses |
| | \$ 100.00 | 3801.CORP004.309 | iPhone repairs |
| | \$ 70.80 | 3111.CORP003.300 | Staff Room Tea Expenses |
| | \$ 703.15 | 3823.COMM002.301 | Vehicle Rego - CA18AN |
| | \$ 703.15 | 3823.TECH010.301 | vehicle Rego - CA18AV |
| Samantha Abdic | \$ 7.08 | 3828.EXEC003.308 | Social Media |
| | \$ 14.53 | 3828.EXEC003.308 | Social Media |
| | \$ 137.24 | 3807.EXEC003.308 | Online Newsletter |
| Renee Williams | \$ 10.30 | 3842.COMM001.335 | Flic Nics Tralier - wash |
| | \$ 358.05 | 3852.COMM002.302 | Registration - Workshop - CD Officer |
| Silke Reinhardt | \$ 1,058.00 | 3804.CORP004.309 | iPhone 5 |
| | \$ 355.70 | 3804.CORP004.309 | Phone cases |
| | \$ 10.00 | 3855.CORP004.302 | Training expenses |
| | \$ 10.00 | 3855.CORP004.302 | Training expenses |
| | \$ 138.10 | 3804.CORP004.309 | Hardware IT |
| | \$ 79.20 | 3111.CORP003.300 | Staff tea room expenses |
| | \$ 15,576.76 | | |



Reviewed by: Finance Manager



Approved by: Chief Executive Officer

Section 2

Financial Results

2.8 - Waste Charges as at 31 October 2015

Waste Management

| | Original Budget | First Budget Review | Total Budget (Inc. Revisions) | YTD Actuals | Commitment | Total YTD Actuals plus Commitments | % |
|--------------------------------------|--------------------|---------------------|-------------------------------|--------------------|------------|------------------------------------|----------------|
| Income | | | | | | | |
| Rates & Charges | (5,771,500) | - | (5,771,500) | (5,928,259) | - | (5,928,259) | 102.72% |
| Income | (5,771,500) | - | (5,771,500) | (5,928,259) | - | (5,928,259) | 102.72% |
| Expenditure | | | | | | | |
| Educational Resources | 10,000 | - | 10,000 | 338 | - | 338 | 3.38% |
| Utilities | 9,450 | - | 9,450 | 2,619 | - | 2,619 | 27.72% |
| Security | 2,500 | (2,500) | - | - | - | - | 0.00% |
| Litter Collection | 187,684 | - | 187,684 | 37,935 | 928 | 38,864 | 20.71% |
| Domestic Bin Collection | 2,600,600 | - | 2,600,600 | 831,301 | - | 831,301 | 31.97% |
| Kerb Side Collections | 90,000 | - | 90,000 | 67,459 | - | 67,459 | 74.95% |
| Tip Recharge Domestic Bin Collection | 450,000 | - | 450,000 | 152,567 | - | 152,567 | 33.90% |
| Transfer Station | 1,584,301 | - | 1,584,301 | 515,792 | - | 515,792 | 32.56% |
| Tip Recharge Transfer Station | 310,016 | - | 310,016 | 85,970 | - | 85,970 | 27.73% |
| Expenditure | 5,244,551 | (2,500) | 5,242,051 | 1,693,982 | 928 | 1,694,910 | 32.33% |
| (Profit)/Loss | (526,949) | (2,500) | (529,449) | (4,234,278) | 928 | (4,233,349) | |

Reconciliation of waste charge in line with Part 11.5 Division 2 Local Government Act NT.

Expenditures not included in reconciliation are waste related depreciation, overheads and capital works.

There are currently no commitments raised for ongoing waste services, this will be rectified in the next monthly report.



Reviewed By: Finance Manager



Approved By: Chief Executive Officer